



US00D800622S

(12) **United States Design Patent** (10) **Patent No.:** **US D800,622 S**
Ito et al. (45) **Date of Patent:** **** Oct. 24, 2017**

(54) **TRUCK STEP**
(71) Applicant: **International Truck Intellectual Property Company, LLC**, Lisle, IL (US)
(72) Inventors: **Chris Isamu Ito**, Sugar Grove, IL (US); **Glen Joel Durmisevich**, Rochester Hills, MI (US); **William D. Miller**, Macomb Township, MI (US); **Rudolph D. Gonzalez**, Wheaton, IL (US); **James L. Smith, Jr.**, Batavia, IL (US)
(73) Assignee: **International Truck Intellectual Property Company, LLC**, Lisle, IL (US)

D536,290 S * 2/2007 Yeh D12/203
D649,100 S * 11/2011 Cheng D12/203
D656,241 S * 3/2012 Greaves D25/69
8,231,134 B2 * 7/2012 Huang-Tsai B60R 3/00
280/163
D671,874 S * 12/2012 Kekich, Jr. D12/203
D676,368 S * 2/2013 Cover D12/203
D719,886 S * 12/2014 Cowan et al.
D727,820 S * 4/2015 Wegener D12/203
D737,746 S * 9/2015 Wegener D12/203
D738,803 S * 9/2015 Zhu D12/203
D742,798 S * 11/2015 Wegener D12/203
D767,462 S * 9/2016 Seger D12/203
D767,463 S * 9/2016 Seger D12/203
D788,669 S * 6/2017 Guo D12/203
2002/0079667 A1 * 6/2002 Pohill B60R 3/002
280/163
2009/0273154 A1 * 11/2009 Kuula B60R 3/02
280/166

(Continued)

(**) Term: **15 Years**

Primary Examiner — Wan Laymon

(21) Appl. No.: **29/566,056**

Assistant Examiner — Clint A Samuel

(22) Filed: **May 26, 2016**

(74) Attorney, Agent, or Firm — Jeffrey P. Calfa; Mark C. Bach

(51) **LOC (10) Cl.** **12-16**

(52) **U.S. Cl.**
USPC **D12/203**

(57) **CLAIM**

(58) **Field of Classification Search**
USPC D12/89, 92, 98, 125, 163, 164, 169, 196, D12/203, 221, 314, 400; D6/582-586, D6/592-594; D25/62-65, 68, 69, 156; 280/5.3, 163, 164.2, 166, 169, 291, 507, 280/770; 182/64.1, 127; 238/14; 428/81, 82, 85; 15/215, 217; 296/97.23
CPC B60D 1/00; B60N 2/00; B60R 1/00; B60R 3/00; B60R 3/02; B60R 3/002; B60R 3/005; B60R 3/007; B60R 13/01
See application file for complete search history.

The ornamental design for a truck step, as shown and described.

DESCRIPTION

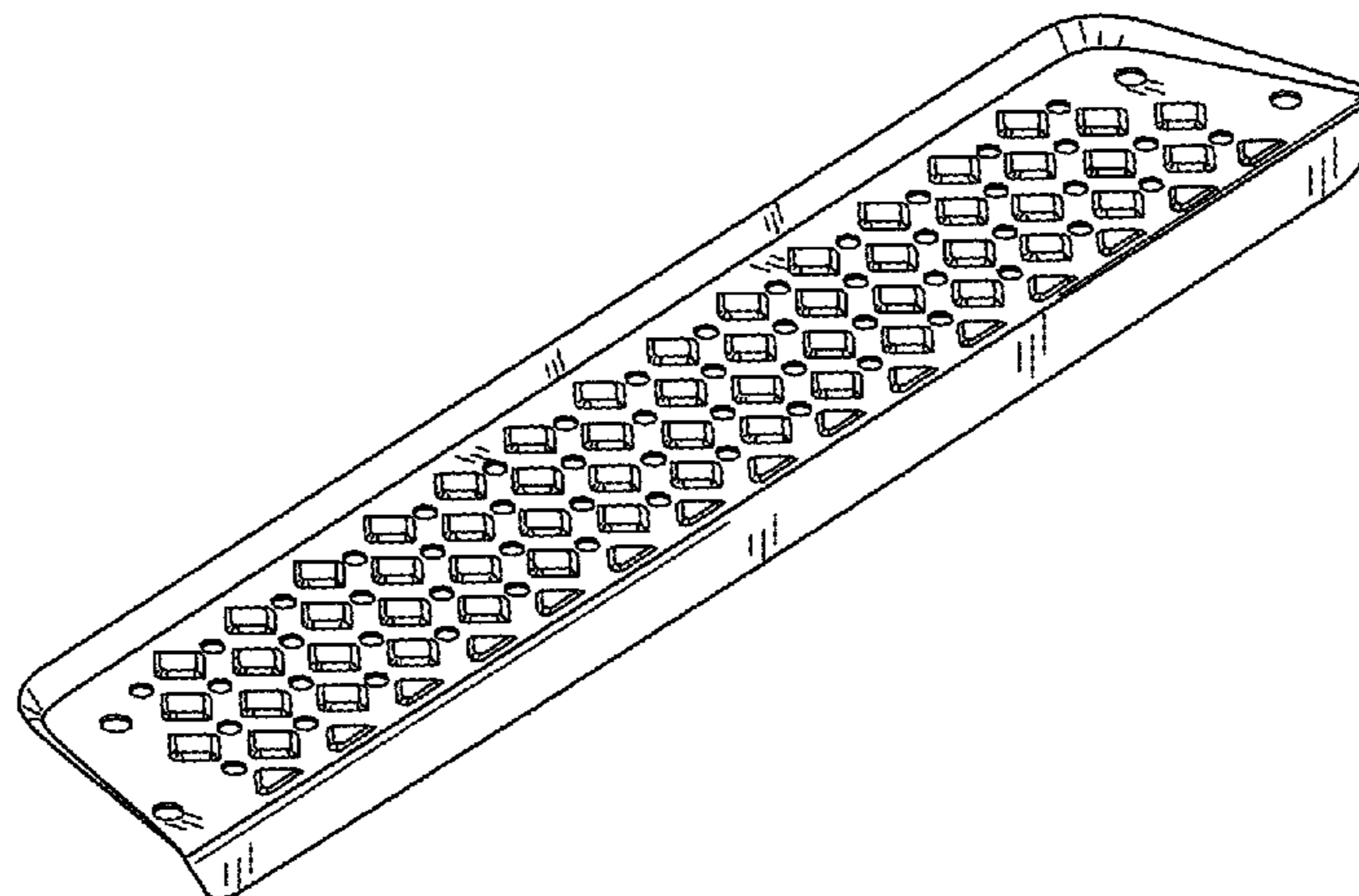
(56) **References Cited**

U.S. PATENT DOCUMENTS

D434,711 S * 12/2000 McQuiston D12/203
D436,336 S * 1/2001 Sadr D12/203

FIG. 1 is a perspective view of the truck step showing our new design;
FIG. 2 is a front view of the truck step of FIG. 1;
FIG. 3 is a rear view of the truck step of FIG. 1;
FIG. 4 is a top plan view of the truck step of FIG. 1;
FIG. 5 is a bottom view of the truck step of FIG. 1;
FIG. 6 is a left side view of the truck step of FIG. 1; and,
FIG. 7 is a right side view of the truck step of FIG. 1.

1 Claim, 2 Drawing Sheets



(56)

References Cited

U.S. PATENT DOCUMENTS

2010/0244397 A1* 9/2010 Huang-Tsai B60R 3/00
280/163
2011/0193310 A1* 8/2011 Gansberger B60R 3/007
280/166

* cited by examiner

FIG. 1

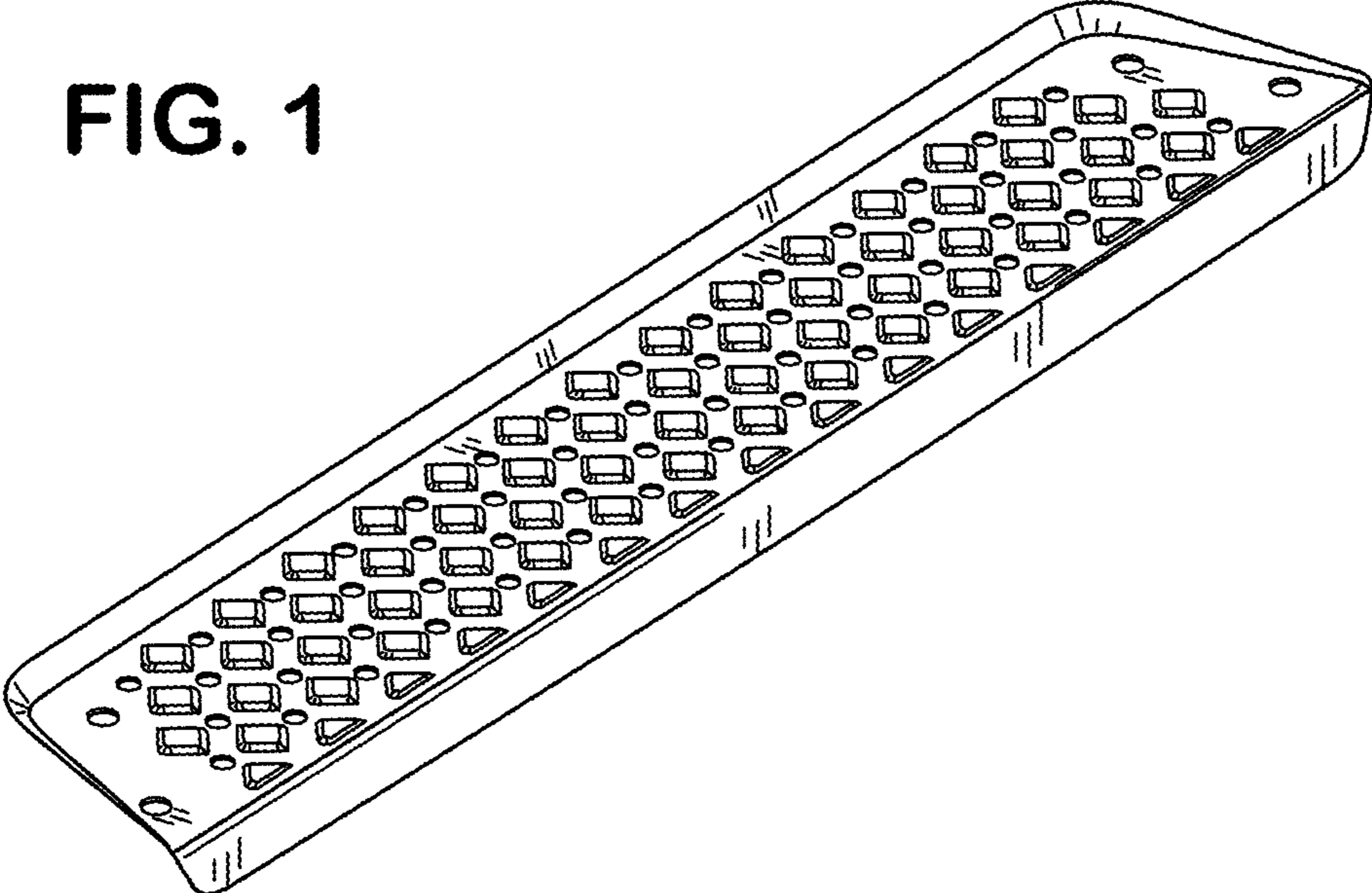


FIG. 2



FIG. 3



FIG. 4

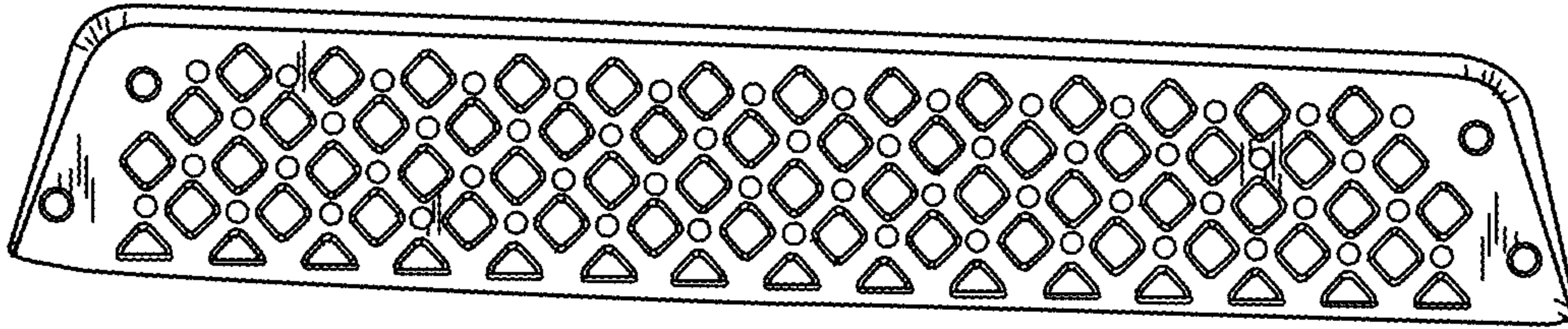


FIG. 5

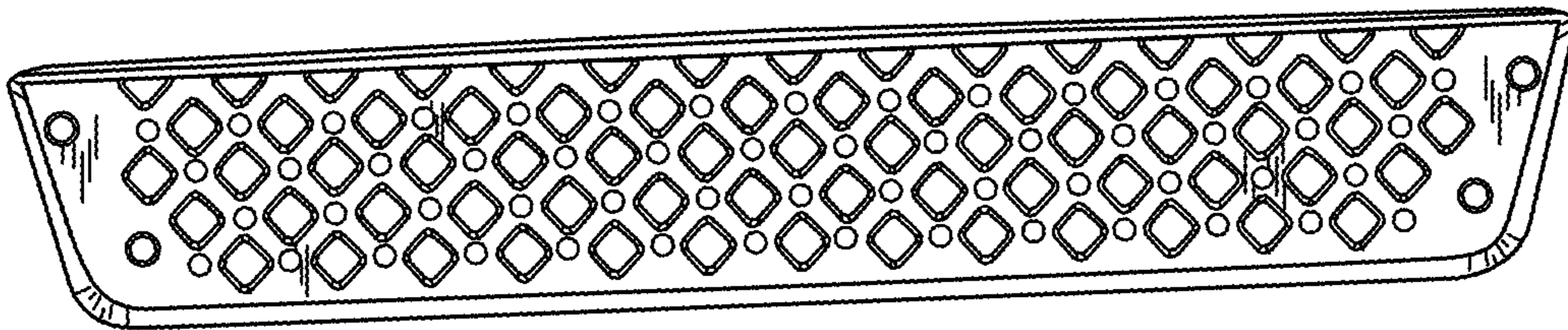


FIG. 6




FIG. 7

