



US00D800608S

(12) **United States Design Patent**
Takizawa et al.

(10) **Patent No.:** **US D800,608 S**

(45) **Date of Patent:** **** Oct. 24, 2017**

(54) **MOTORCYCLE AND/OR REPLICA THEREOF**

(71) Applicant: **HONDA MOTOR CO., LTD.**, Tokyo (JP)

(72) Inventors: **Takashi Takizawa**, Wako (JP); **Kei Fukuyama**, Wako (JP)

(73) Assignee: **HONDA MOTOR CO., LTD.**, Tokyo (JP)

(**) Term: **15 Years**

(21) Appl. No.: **29/550,830**

(22) Filed: **Jan. 7, 2016**

(30) **Foreign Application Priority Data**

Jul. 8, 2015 (JP) 2015-015242

(51) **LOC (10) Cl.** **12-11**

(52) **U.S. Cl.**
USPC **D12/110**

(58) **Field of Classification Search**
USPC D12/110, 111, 117; D21/432, 538;
180/219, 220, 225, 229
CPC B62K 11/00; B62K 11/02; B62K 11/04;
B62K 11/10; B62K 17/00; B62K 19/00;
B62K 2202/00

See application file for complete search history.

(56) **References Cited**

U.S. PATENT DOCUMENTS

D504,844 S * 5/2005 Sasanami D12/110
D606,906 S * 12/2009 Chosa D12/110
D610,046 S * 2/2010 Miyake D12/110
D636,708 S * 4/2011 Katagiri D12/110
D649,914 S * 12/2011 Marasco D12/110
D649,915 S * 12/2011 Aiello D12/110

D652,769 S * 1/2012 Kudo D12/110
D657,290 S * 4/2012 Tako D12/110
D669,397 S * 10/2012 Isokari D12/110
D677,601 S * 3/2013 Yanagita D12/110
D688,982 S * 9/2013 Oyanagi D12/110
D688,983 S * 9/2013 Shibuta D12/110
D689,404 S * 9/2013 Katagiri D12/110
D689,405 S * 9/2013 Tsukui D12/110
D689,406 S * 9/2013 Yasuhara D12/110
D690,236 S * 9/2013 Futamata D12/110
D695,648 S * 12/2013 Yamazaki D12/110
8,807,259 B2 * 8/2014 Tominaga B62K 11/04
180/219
8,827,024 B1 * 9/2014 Sumi B62K 25/02
180/227
D716,190 S * 10/2014 Tako D12/110
D733,007 S * 6/2015 Futamata D12/110

(Continued)

Primary Examiner — Darlington Ly

(74) *Attorney, Agent, or Firm* — Westerman, Hattori, Daniels & Adrian, LLP


(57) **CLAIM**

The ornamental design for a motorcycle and/or replica thereof, as shown and described.

DESCRIPTION

FIG. 1 is a front elevation view of a motorcycle and/or replica thereof showing our new design;
FIG. 2 is a rear elevation view thereof;
FIG. 3 is a top plan view thereof;
FIG. 4 is a right side elevation view thereof;
FIG. 5 is a left side elevation view thereof;
FIG. 6 is a front and right side perspective view thereof;
FIG. 7 is a rear and right side perspective view thereof;
FIG. 8 is a front and left side perspective view thereof; and,
FIG. 9 is a rear and right side perspective view thereof.
The broken lines in the drawings illustrate portions of the motorcycle and/or replica thereof that form no part of the claimed design.

1 Claim, 5 Drawing Sheets



(56)

References Cited

U.S. PATENT DOCUMENTS

D733,008 S * 6/2015 Katagiri D12/110
D736,677 S * 8/2015 Iimura D12/110
D737,179 S * 8/2015 Futamata D12/110
2012/0318598 A1* 12/2012 Fujiyama B60K 5/12
180/219
2015/0101875 A1* 4/2015 Inayama B60K 13/02
180/225

* cited by examiner

FIG.1

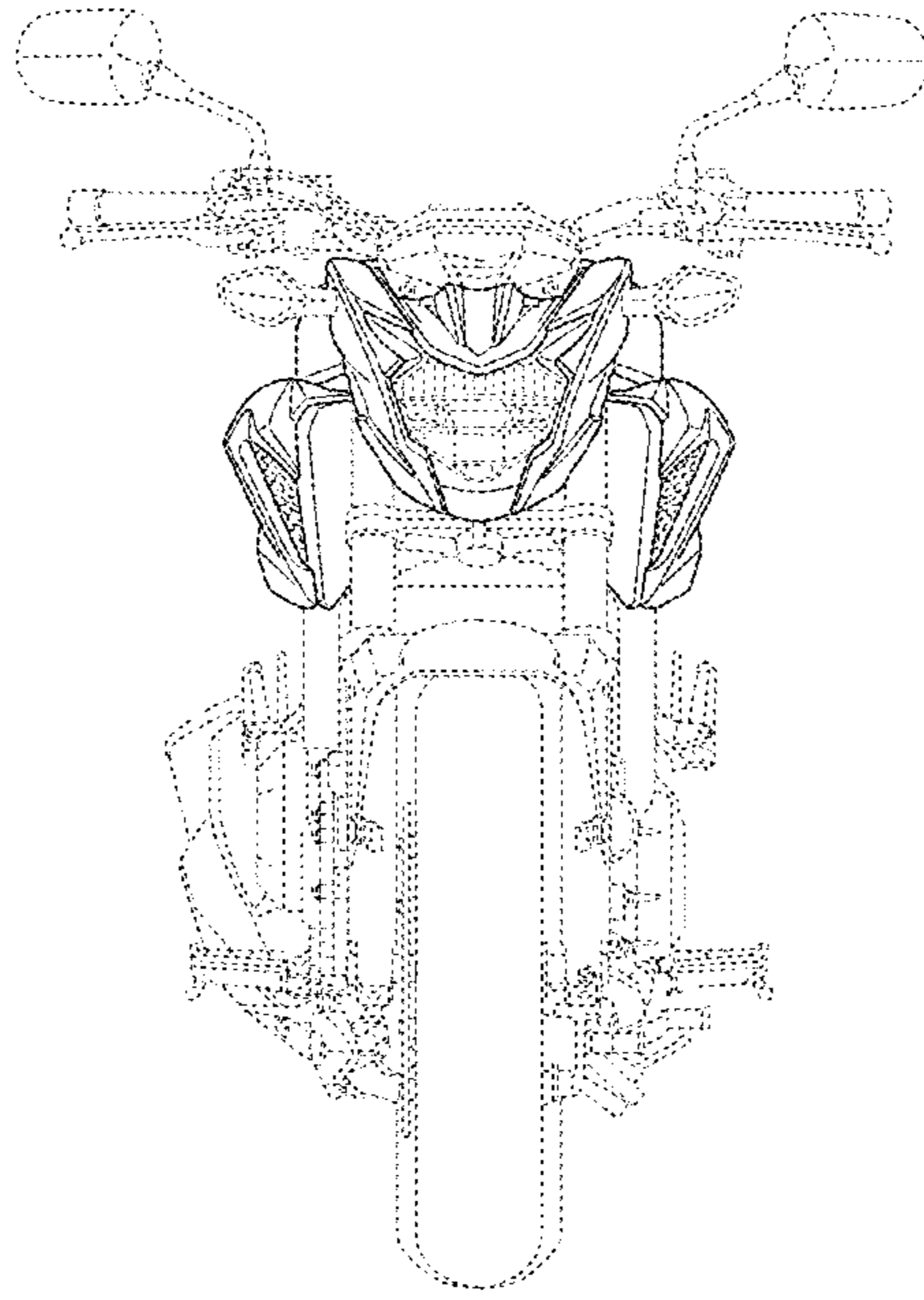


FIG.2

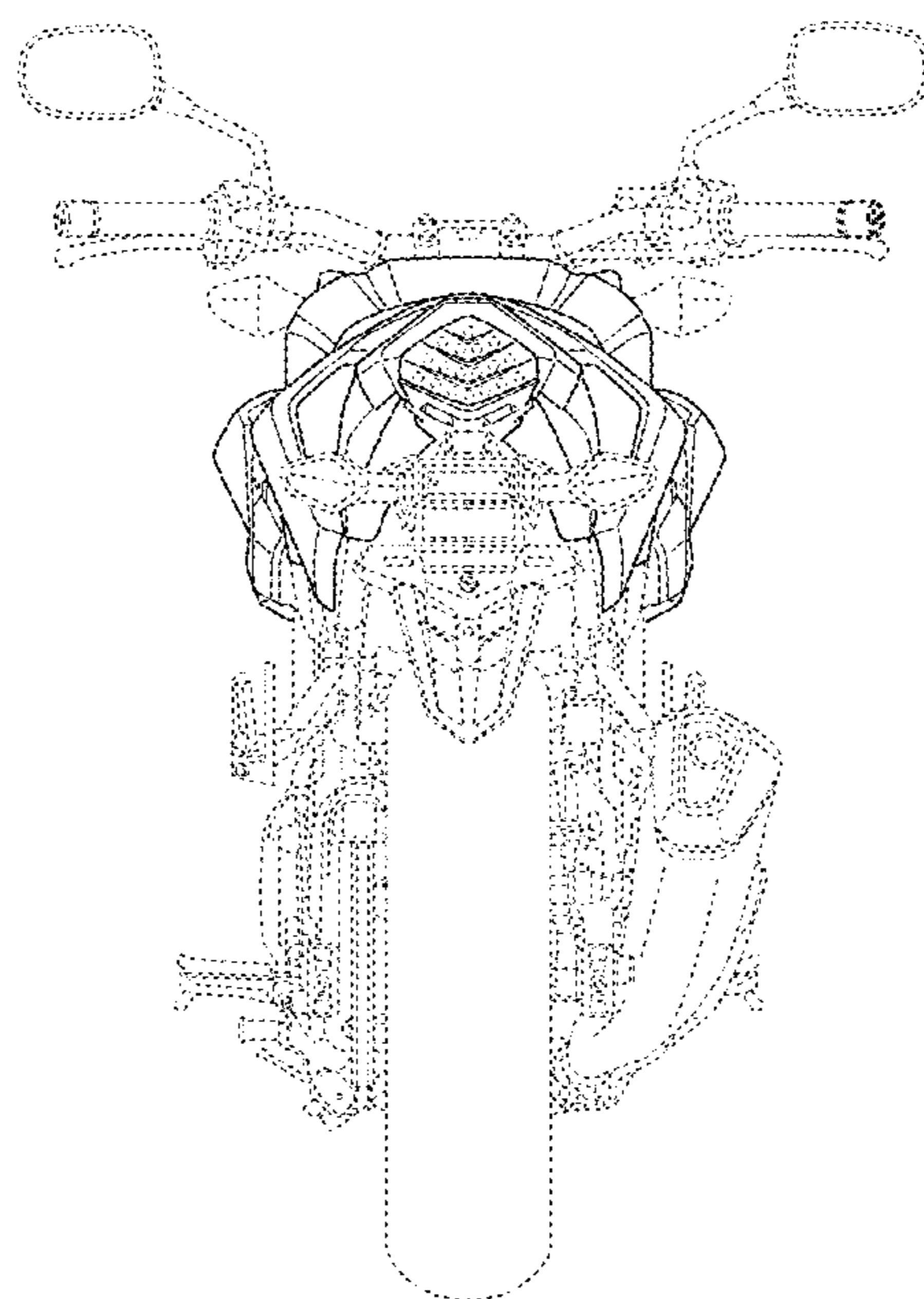


FIG.3

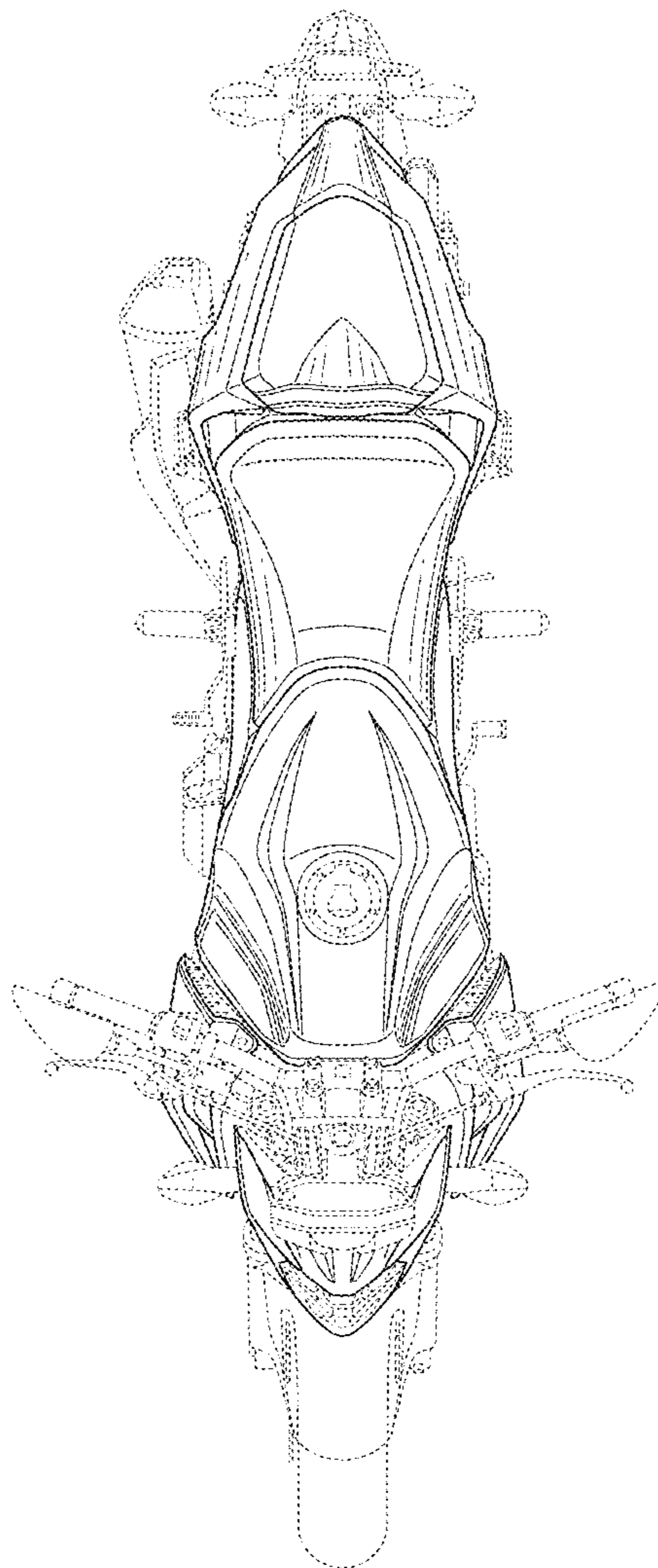


FIG.4




FIG.5




FIG.6




FIG.7




FIG.8




FIG.9

