



US00D800594S

(12) **United States Design Patent**
Lasserre

(10) **Patent No.:** **US D800,594 S**
(45) **Date of Patent:** **** Oct. 24, 2017**

(54) **WATCH BRACELET**

D445,055 S * 7/2001 Subilia D11/3
D679,213 S * 4/2013 Jamin D11/12
D714,177 S * 9/2014 Graff D11/3
D720,250 S * 12/2014 Gruia D11/3
D769,764 S * 10/2016 Mille D11/3

(71) Applicant: **HARRY WINSTON SA,**
Plan-les-Ouates (CH)

(72) Inventor: **Christophe Lasserre,** Genève (CH)

(73) Assignee: **HARRY WINSTON SA,**
Plan-les-Ouates (CH)

(**) Term: **15 Years**

(21) Appl. No.: **29/538,705**

(22) Filed: **Sep. 7, 2015**

(30) **Foreign Application Priority Data**

Mar. 5, 2015 (WO) DM/085762

(51) **LOC (10) Cl.** **11-01**

(52) **U.S. Cl.**
USPC **D11/3**

(58) **Field of Classification Search**
USPC D11/1-26; D10/70, 98, 30, 31, 32, 38
CPC A44C 5/00; A44C 5/007; A44C 5/0015;
A44C 5/0023; A44C 5/003; A44C
5/0038; A44C 5/0053; A44C 5/0061;
A44C 5/0069; A44C 5/0076; A44C
5/0084; A44C 5/0092; A44C 5/20; A61B
5/02405

See application file for complete search history.

(56) **References Cited**

U.S. PATENT DOCUMENTS

D154,014 S * 6/1949 Anderson D11/25
D249,779 S * 10/1978 Bobrick D11/12

OTHER PUBLICATIONS

[Online] "Harry Winston Ocean Chronograph" http://timetransformed.com/wp-content/uploads/2015/09/low_HW_Ocean-Chronograph-Automatic-36mm_Black_HD-1500.jpg. Retrieved Apr. 1, 2017.*

* cited by examiner

Primary Examiner — Melanie Pellegrini

(74) *Attorney, Agent, or Firm* — Donald J. Ranft; Collen

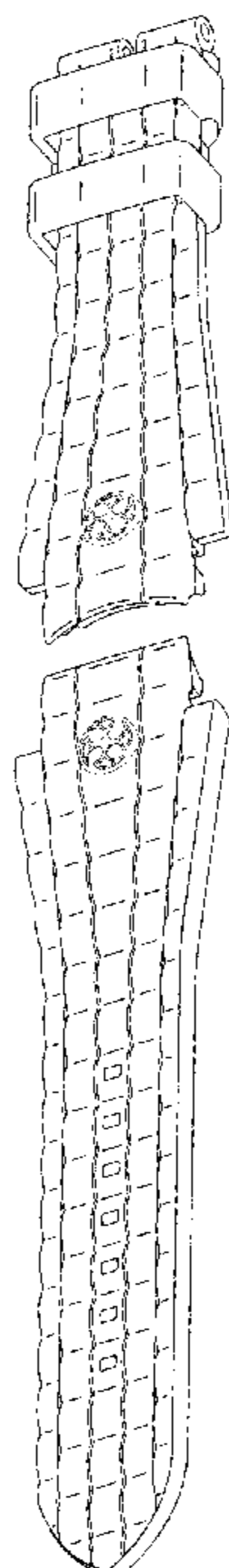
(57) **CLAIM**

The ornamental design for a watch bracelet, as shown.

DESCRIPTION

FIG. 1 is a front right perspective view of a watch bracelet showing my new design;
FIG. 2 is a rear left perspective view thereof;
FIG. 3 is a front view thereof;
FIG. 4 is a rear view thereof;
FIG. 5 is a left side view thereof;
FIG. 6 is a right side view thereof;
FIG. 7 is a bottom view thereof; and,
FIG. 8 is a top view thereof.

1 Claim, 3 Drawing Sheets



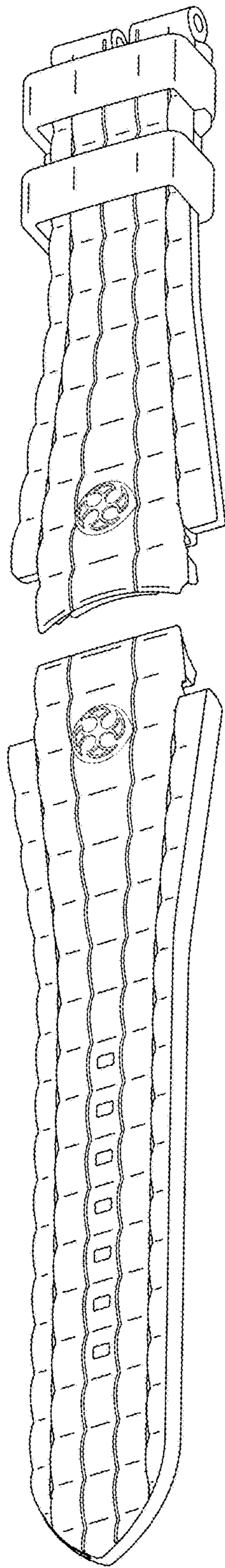


FIG. 1

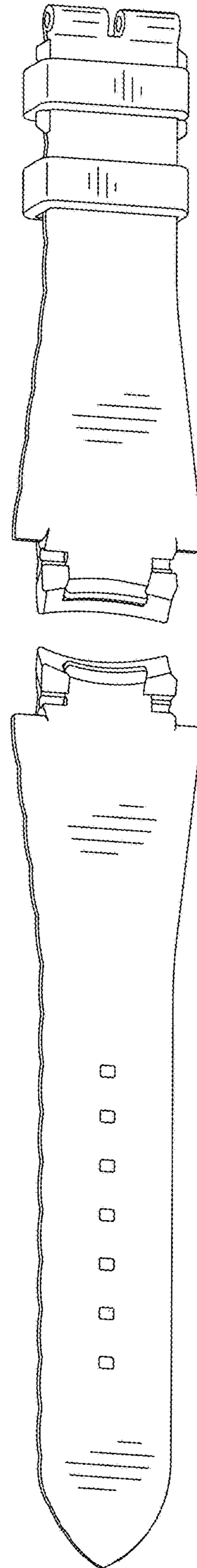


FIG. 2

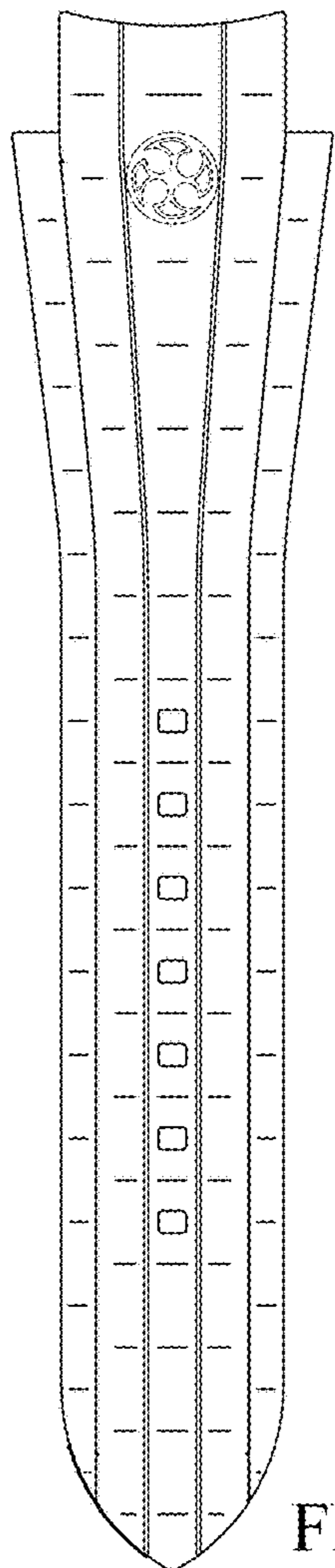
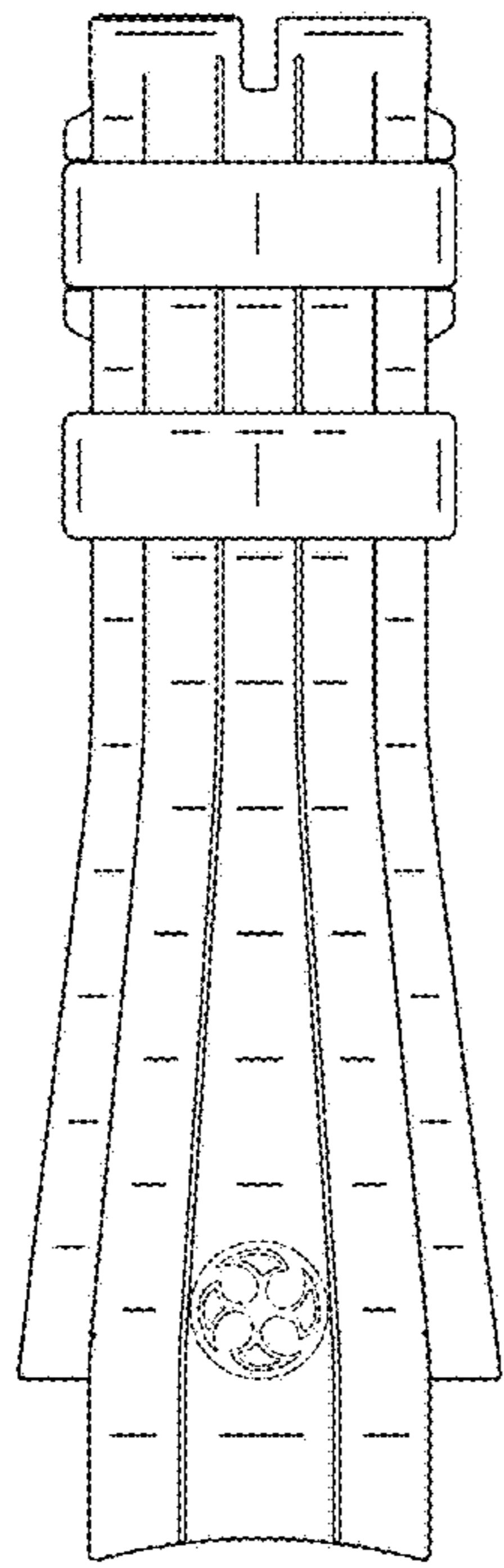


FIG. 3

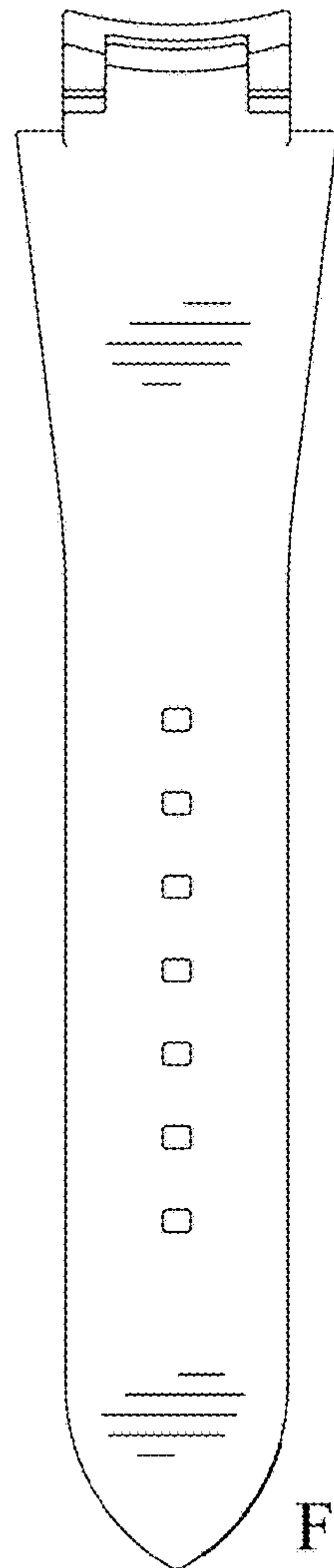
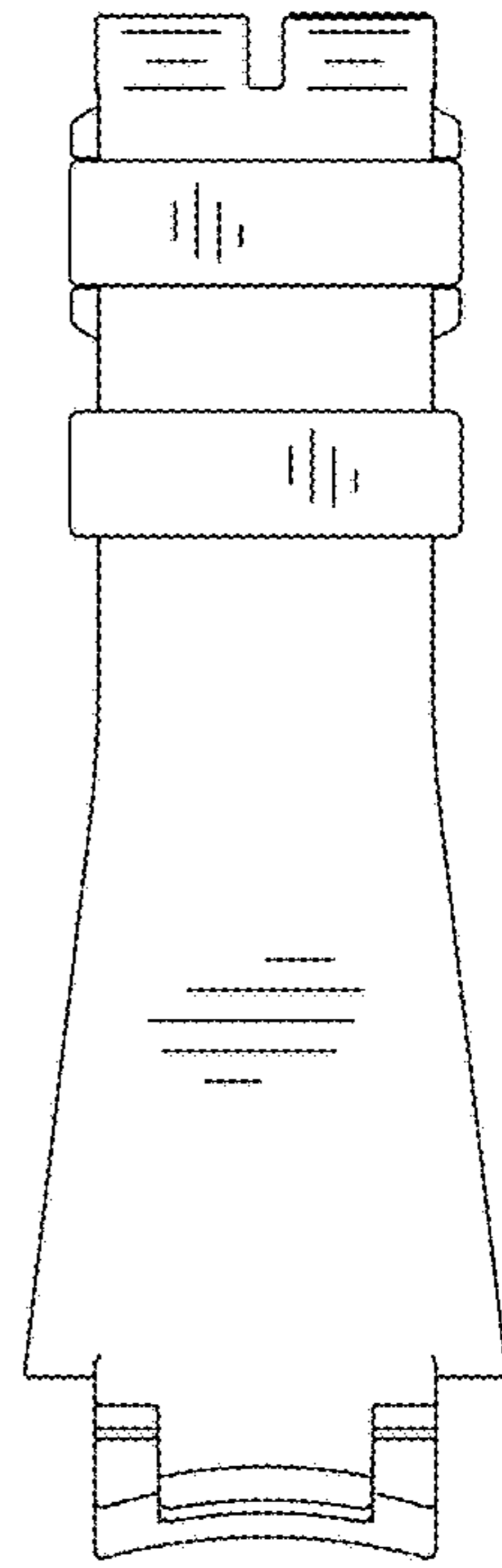


FIG. 4

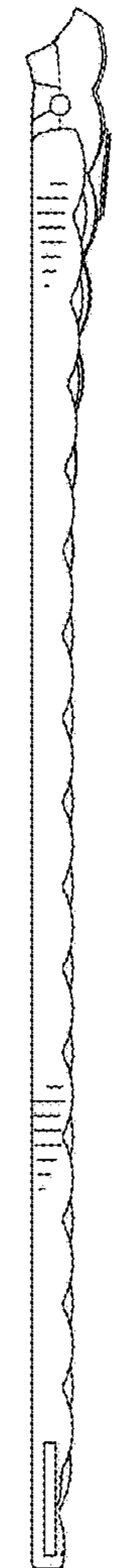



FIG. 5




FIG. 6

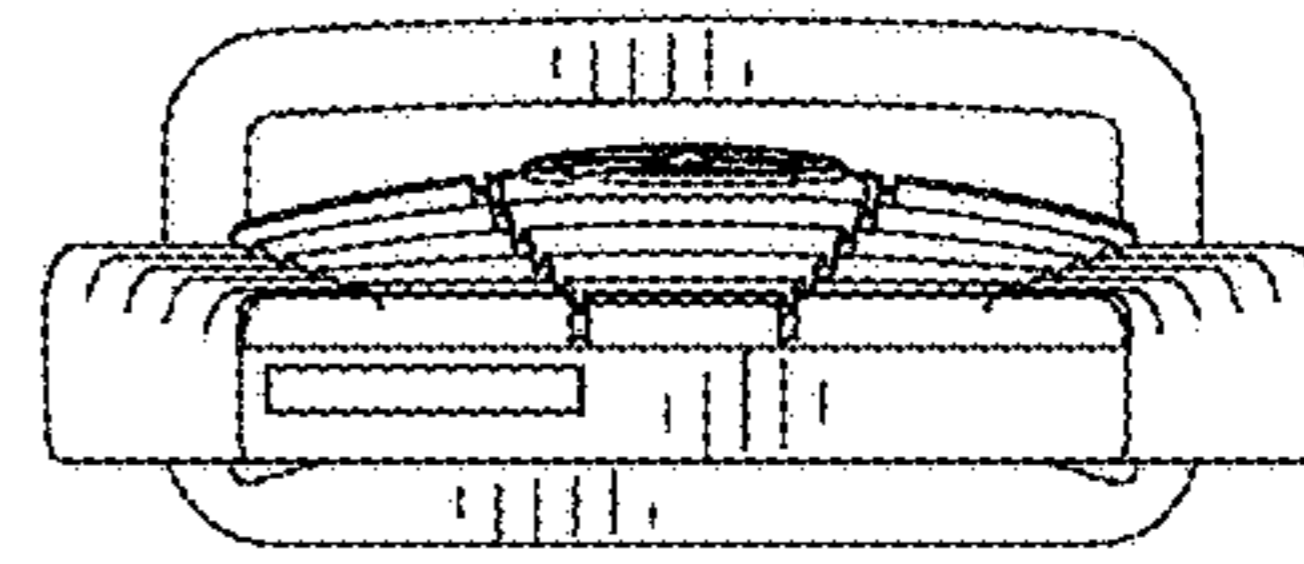


FIG. 7

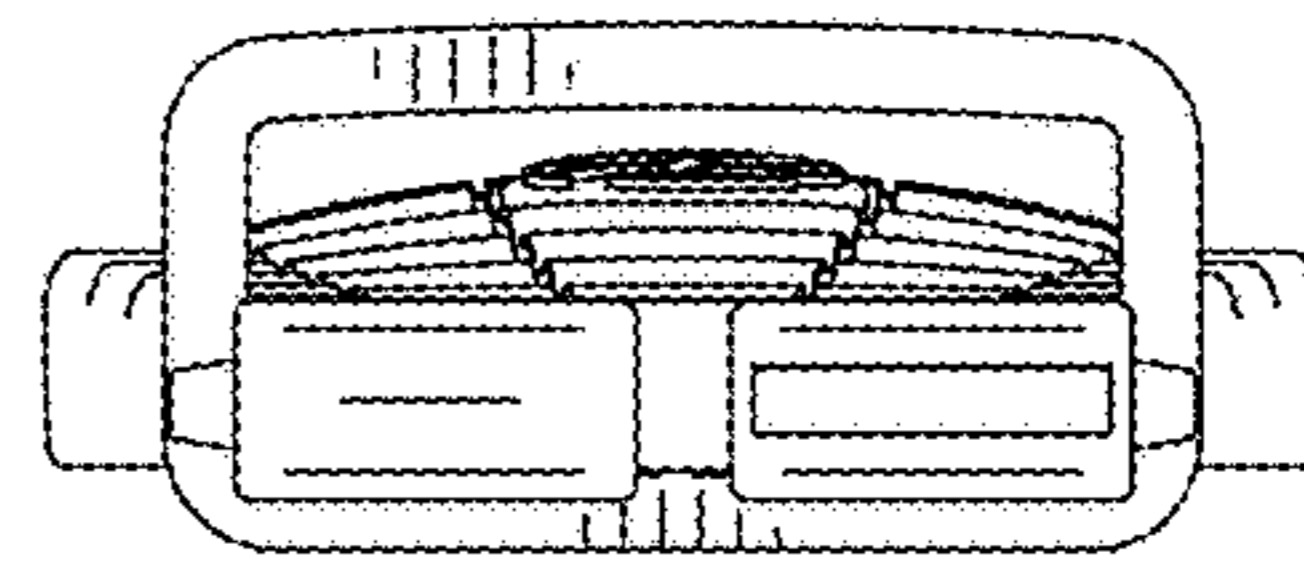


FIG. 8