



US00D800593S

(12) **United States Design Patent**
Ling et al.

(10) **Patent No.:** **US D800,593 S**

(45) **Date of Patent:** **** Oct. 24, 2017**

(54) **RECEPTACLE OF A BAND FOR A WEARABLE FITNESS BAND SYSTEM**

(56) **References Cited**

(71) Applicant: **Fitbit, Inc.**, San Francisco, CA (US)

(72) Inventors: **Kenneth S. M. Ling**, San Francisco, CA (US); **Alexander Joseph Ringrose**, Oakland, CA (US); **Patrick James Markan**, San Francisco, CA (US)

(73) Assignee: **Fitbit, Inc.**, San Francisco, CA (US)

(**) Term: **15 Years**

(21) Appl. No.: **29/563,191**

(22) Filed: **May 3, 2016**

U.S. PATENT DOCUMENTS

1,120,961	A *	12/1914	Morse	F16G 13/04 474/212
1,135,409	A *	4/1915	Simmons	A44C 5/0069 224/175
1,403,600	A *	1/1922	Grand	A44C 5/025 63/11
1,621,325	A *	3/1927	Kraemer	A44C 5/145 24/600.9
D82,186	S *	9/1930	Speidel	D11/12
2,106,540	A *	1/1938	Smith	A44C 5/2071 224/176
D141,753	S	7/1945	Du Bois	
2,986,794	A *	6/1961	Boots	A44C 5/14 24/265 B
3,675,284	A *	7/1972	Rieth	A44C 5/14 24/265 B
D272,759	S	2/1984	Koziol	
D281,405	S *	11/1985	Bulgari	D11/15
D299,718	S	2/1989	Steer et al.	
D305,422	S	1/1990	Steer et al.	
D311,706	S *	10/1990	Zaugg	D10/128
D315,111	S	3/1991	Rogalski	
D323,787	S	2/1992	Moorman	
D331,020	S	11/1992	Ishii et al.	
D400,112	S	10/1998	Rider	
D445,041	S	7/2001	Tan et al.	
D449,008	S	10/2001	Sargent	
D455,093	S	4/2002	Fitzgerald	
D471,471	S	3/2003	Fu et al.	
D480,653	S	10/2003	Lo	
D517,441	S	3/2006	Heatherly et al.	
D528,439	S	9/2006	Burton	
D528,928	S	9/2006	Burton	
D535,055	S	1/2007	Been et al.	
D536,265	S	2/2007	Reynoso	
D538,687	S	3/2007	Komulainen	
D545,220	S	6/2007	Leung	
D548,128	S	8/2007	Andren et al.	
D549,602	S	8/2007	Oberrieder et al.	
D550,105	S	9/2007	Oberrieder et al.	
D550,112	S	9/2007	Andren et al.	
D553,512	S	10/2007	Tang	
D556,194	S	11/2007	Rambosek et al.	
D559,723	S	1/2008	Kraus et al.	
D560,520	S	1/2008	Oberrieder et al.	
D564,367	S	3/2008	Molyneux	
D567,227	S	4/2008	Hada	
D567,676	S	4/2008	Tang	

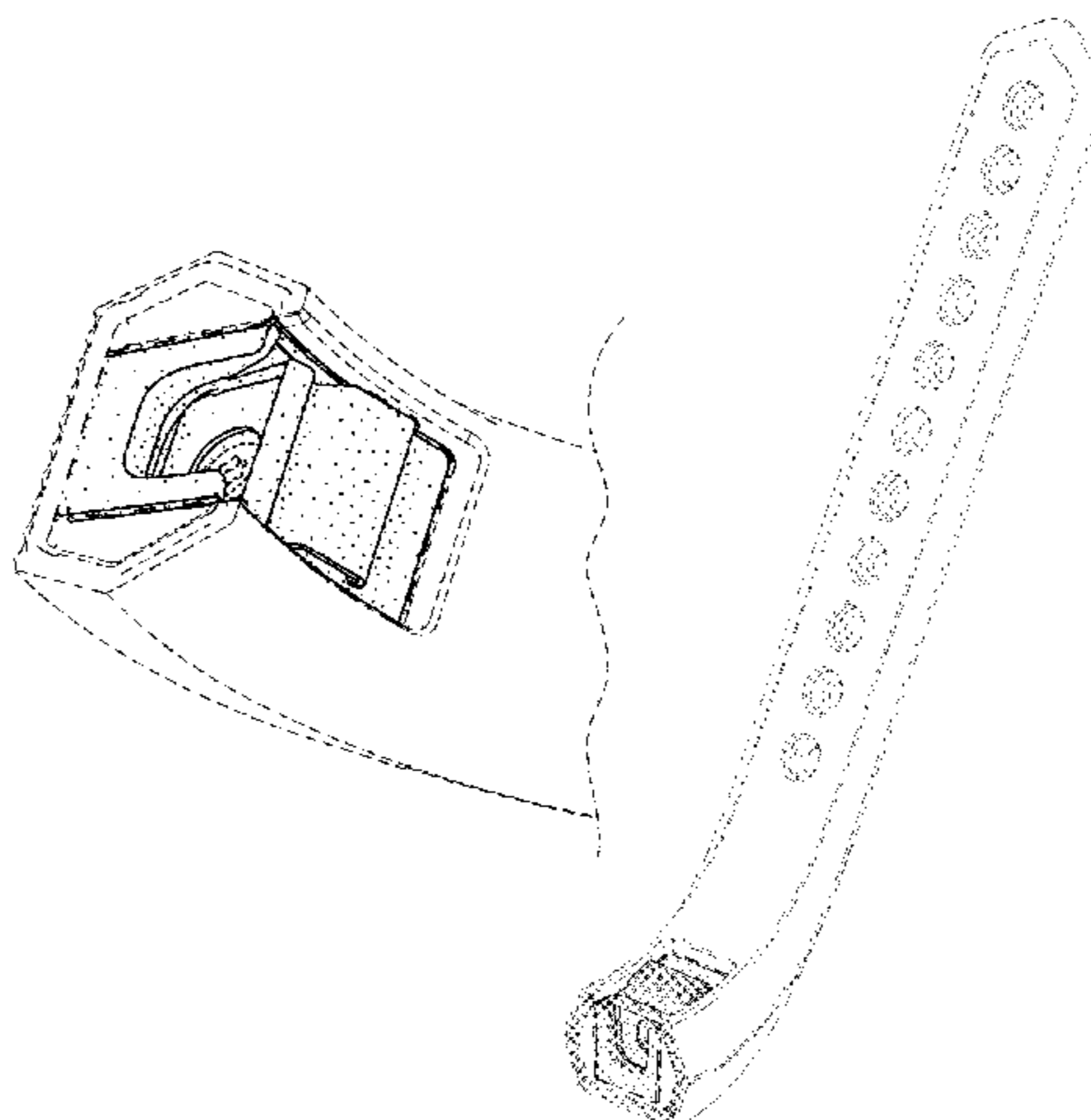
Related U.S. Application Data

(63) Continuation of application No. 29/553,318, filed on Jan. 29, 2016, which is a continuation-in-part of application No. 29/521,264, filed on Mar. 20, 2015, now Pat. No. Des. 759,516, which is a continuation-in-part of application No. 29/520,607, filed on Mar. 16, 2015, now abandoned.

(51) **LOC (10) Cl.** **10-07**

(52) **U.S. Cl.**
USPC **D10/128**

(58) **Field of Classification Search**
USPC D10/30, 31, 32, 38, 39, 46, 61, 70, 74, D10/80, 103, 124, 128, 131; D11/1-40, D11/86-94; D24/167, 186
CPC A44C 5/00; A44C 5/12; A44C 5/14; A44C 5/18; A44C 5/147; A44C 5/185; A44C 5/2047; A44C 5/2052; A44C 5/0007; A44C 5/003; A44C 5/0015; A44C 5/0023; A44C 5/0053; A44C 5/0061; A44C 5/0069; A44C 5/0076; A44B 11/24; A44B 11/006; G09G 3/38; G06F 1/163; G06Q 50/24; H05K 5/0278; G06K 19/07732; Y10T 24/44043; Y10T 24/4406
See application file for complete search history.



D569,282 S	5/2008	Daniel	
D573,905 S	7/2008	Poirier	
D581,826 S	12/2008	Molyneux	
D584,974 S	1/2009	Fukuda et al.	
D586,673 S	2/2009	Kobayakawa	
D586,674 S	2/2009	Solarewicz	
D589,375 S	3/2009	Tang	
D595,163 S	6/2009	Kim et al.	
D595,858 S	7/2009	Kazel	
D602,386 S	10/2009	Ueda et al.	
D610,476 S	2/2010	Daniel	
D635,873 S	4/2011	Ogihara et al.	
D637,094 S	5/2011	Cobbett et al.	
D637,506 S	5/2011	Toyoshima et al.	
D643,772 S	* 8/2011	Mikkelsen	D11/93
D645,360 S	9/2011	Kiser et al.	
D656,856 S	4/2012	Kleinberg	
D664,880 S	8/2012	Cobbett et al.	
D664,881 S	8/2012	Cobbett et al.	
D664,882 S	8/2012	Cobbett et al.	
D667,126 S	9/2012	Cho et al.	
D669,382 S	10/2012	Alvarez et al.	
D669,383 S	10/2012	Cobbett et al.	
D669,384 S	10/2012	Alvarez et al.	
D670,583 S	11/2012	Shaanan	
D671,858 S	12/2012	Cobbett et al.	
D672,667 S	12/2012	Mix	
D677,190 S	3/2013	Cobbett et al.	
D680,020 S	4/2013	Cobbett et al.	
D682,718 S	5/2013	Azuma	
D684,082 S	6/2013	Alvarez et al.	
D684,497 S	6/2013	Cobbett et al.	
D693,251 S	11/2013	Anderssen et al.	
D693,708 S	11/2013	Brigham	
D700,083 S	2/2014	Brigham	
D707,583 S	6/2014	Kalemos	
D715,666 S	10/2014	Park et al.	
D718,647 S	12/2014	Roush et al.	
D720,249 S	12/2014	Park et al.	
D720,635 S	1/2015	Park et al.	
D724,453 S	3/2015	Ogihara et al.	
D724,479 S	* 3/2015	Cerrato	D11/93
D725,510 S	3/2015	Henning	
D725,528 S	3/2015	Parmigiani	
D726,062 S	4/2015	Silverstein	
D727,183 S	4/2015	Park et al.	
D727,759 S	4/2015	Martinez et al.	
D729,453 S	5/2015	Provost et al.	
D729,646 S	5/2015	Phillips et al.	
D729,648 S	5/2015	Phillips et al.	
D729,649 S	5/2015	Phillips et al.	
D731,898 S	6/2015	Squires	
D738,372 S	9/2015	Song	
9,122,250 B2	9/2015	Hoffman et al.	
D740,807 S	10/2015	Daniel	
D742,373 S	11/2015	Ji et al.	
9,189,023 B2	11/2015	Lim	
D744,869 S	12/2015	Dallmeyer et al.	
D745,513 S	12/2015	Jung et al.	
D745,868 S	12/2015	Choi et al.	
D747,714 S	1/2016	Erbeus	
D749,002 S	2/2016	Park et al.	
D751,452 S	3/2016	Henning	
D759,516 S	6/2016	Ling et al.	
D759,523 S	6/2016	Ling et al.	
2010/0162472 A1	7/2010	Abraham	
2010/0311544 A1	12/2010	Robinette et al.	
2014/0180019 A1	6/2014	Martinez et al.	
2016/0223992 A1*	8/2016	Seo	A44C 5/0007

OTHER PUBLICATIONS

Fitbit Alba Bands (available online Jul. 27, 2016) Retrieved from the internet Feb. 17, 2017, retrieved from the internet URL: <https://www.amazon.com/Fitbit-Bands-AK-Replacement-Metal/dp/B01G1TBJY4>.*

U.S. Notice of Allowance, dated Feb. 4, 2016, issued in U.S. Appl. No. 29/520,607.

U.S. Notice of Allowance, dated Mar. 4, 2016, issued in U.S. Appl. No. 29/521,264.

U.S. Notice of Allowance, dated Apr. 14, 2016, issued in U.S. Appl. No. 29/524,025.

U.S. Notice of Allowance, dated Aug. 3, 2016, issued in U.S. Appl. No. 29/524,028.

Chinese Office Action [Description in English] dated Feb. 14, 2016 issued in CN201530255881.7.

Chinese Office Action [Description in English] dated Feb. 14, 2016 issued in CN201530256087.4.

Chinese Office Action [Description in English] dated Feb. 14, 2016 issued in CN201530255977.3.

Chinese Office Action [Description in English] dated Jul. 30, 2015 issued in CN201530134185.0.

Chinese Office Action [Description in English] dated Dec. 18, 2015 issued in CN201530134185.0.

* cited by examiner

Primary Examiner — Garth Rademaker
Assistant Examiner — Richard Kearney
 (74) *Attorney, Agent, or Firm* — Weaver Austin
 Villeneuve & Sampson LLP

(57) **CLAIM**

We claim the ornamental design for a receptacle of a band for a wearable fitness band system, as shown and described.

DESCRIPTION

FIG. 1 is an off-angle view of a receptacle of a band for a wearable fitness band system.

FIG. 2 is a front view of the receptacle of a band for a wearable fitness band system of FIG. 1.

FIG. 3 is a top view thereof.

FIG. 4 is a bottom view thereof.

FIG. 5 is an off-angle bottom view thereof, shown with section lines indicating sectioning planes for FIGS. 6-9.

FIG. 6 is a removed section view taken along lines 6-6 of FIG. 5.

FIG. 7 is another removed section view taken along lines 7-7 of FIG. 5.

FIG. 8 is a further removed section view taken along lines 8-8 of FIG. 5.

FIG. 9 is an additional removed section view taken along lines 9-9 of FIG. 5.

FIG. 10 is an off-angle section view of the receptacle of a band for a wearable fitness band system of FIG. 6, taken along the lines 6-6 of FIG. 5, shown with a symbolic break line.

FIG. 11 is another off-angle section view of the receptacle of a band for a wearable fitness band system of FIG. 6, taken along the lines 6-6 of FIG. 5, shown with a symbolic break line.

FIG. 12 is yet another off-angle section view of the receptacle of a band for a wearable fitness band system of FIG. 6, taken along the lines 6-6 of FIG. 5, shown with a symbolic break line; and,

FIG. 13 shows an off-angle view of the receptacle of a band for a wearable fitness band system of FIG. 1.

The receptacle of a band for a wearable fitness band system shown in the accompanying figures is recessed into the band so the band obscures the receptacle in the side and rear views and such views are therefore not shown. However, cutaway and section views of the receptacle portion are provided to better depict the ornamental design of the receptacle of a band for a wearable fitness band system.

The stipple shading shown in the drawings is to indicate surface contours and not texture. The broken lines and non-shaded areas illustrate environmental structure which forms no part of the claimed design. In FIGS. 10-12, solid lines with a lighter line weight are used to indicate tangent edges of the claimed design and provide better understanding as to the contours of the claimed design. It is to be understood that such lighter-weight solid lines are not actually part of the ornamental design, but are merely provided as a visual aid to allow better understanding of the contours in the ornamental design.

The dash-dot-dash lines shown in the drawings illustrate the bounds of the claim and form no part of the claimed design.

1 Claim, 5 Drawing Sheets

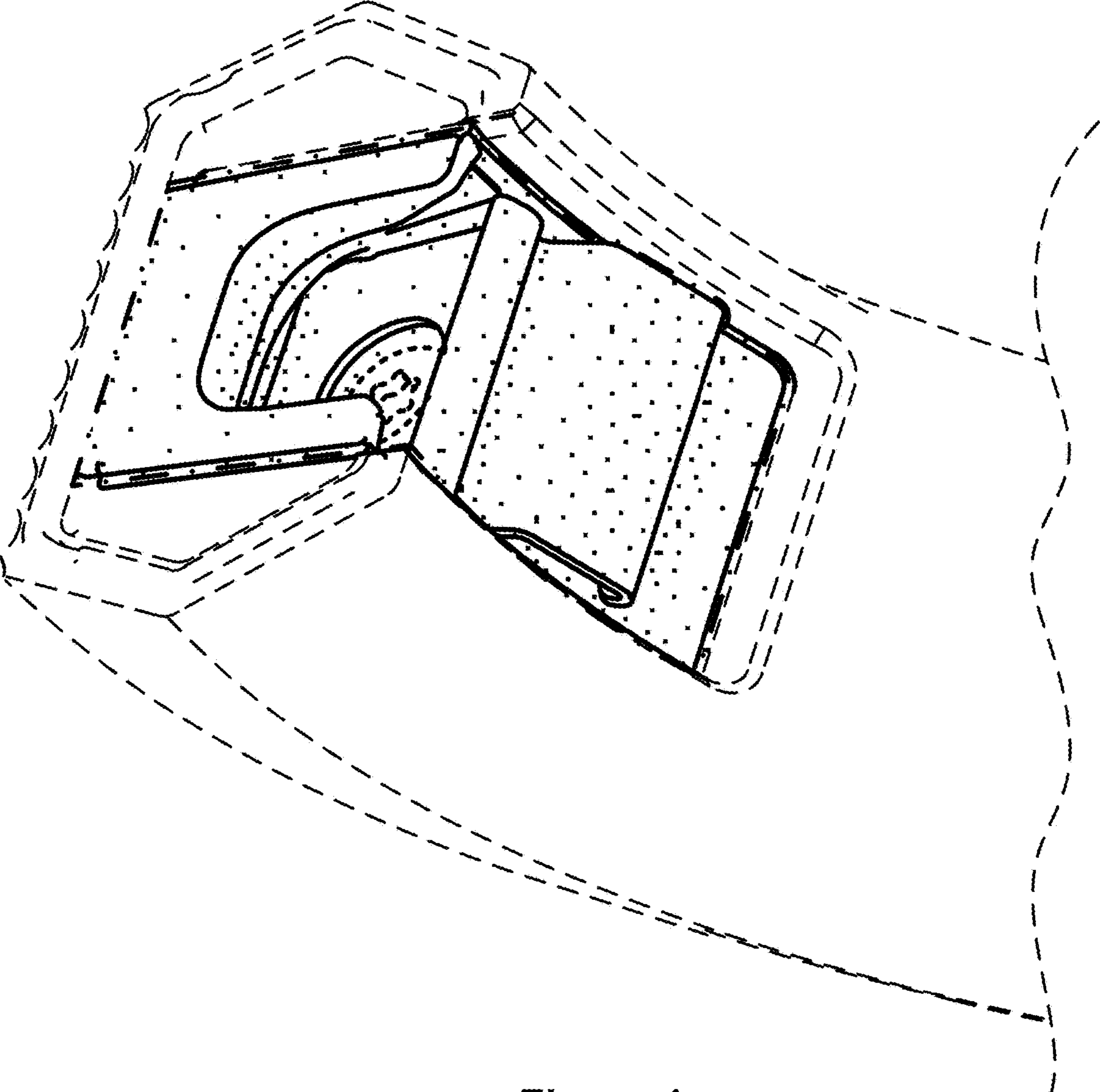


Figure 1

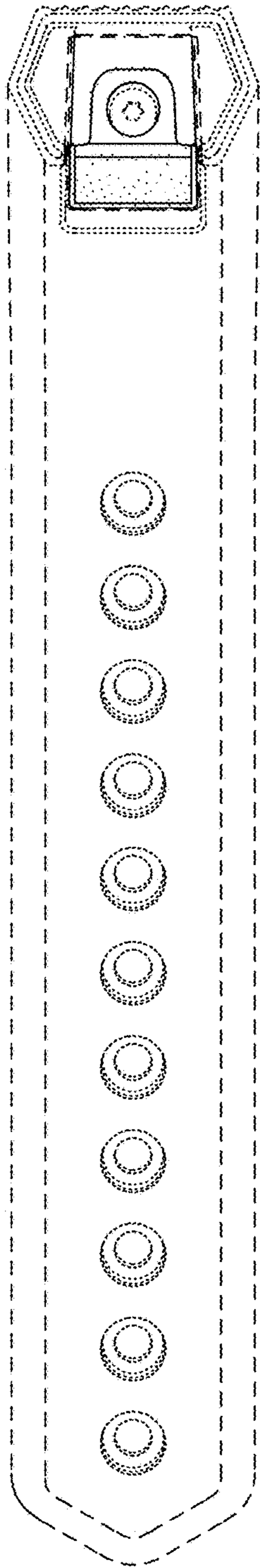


Figure 2

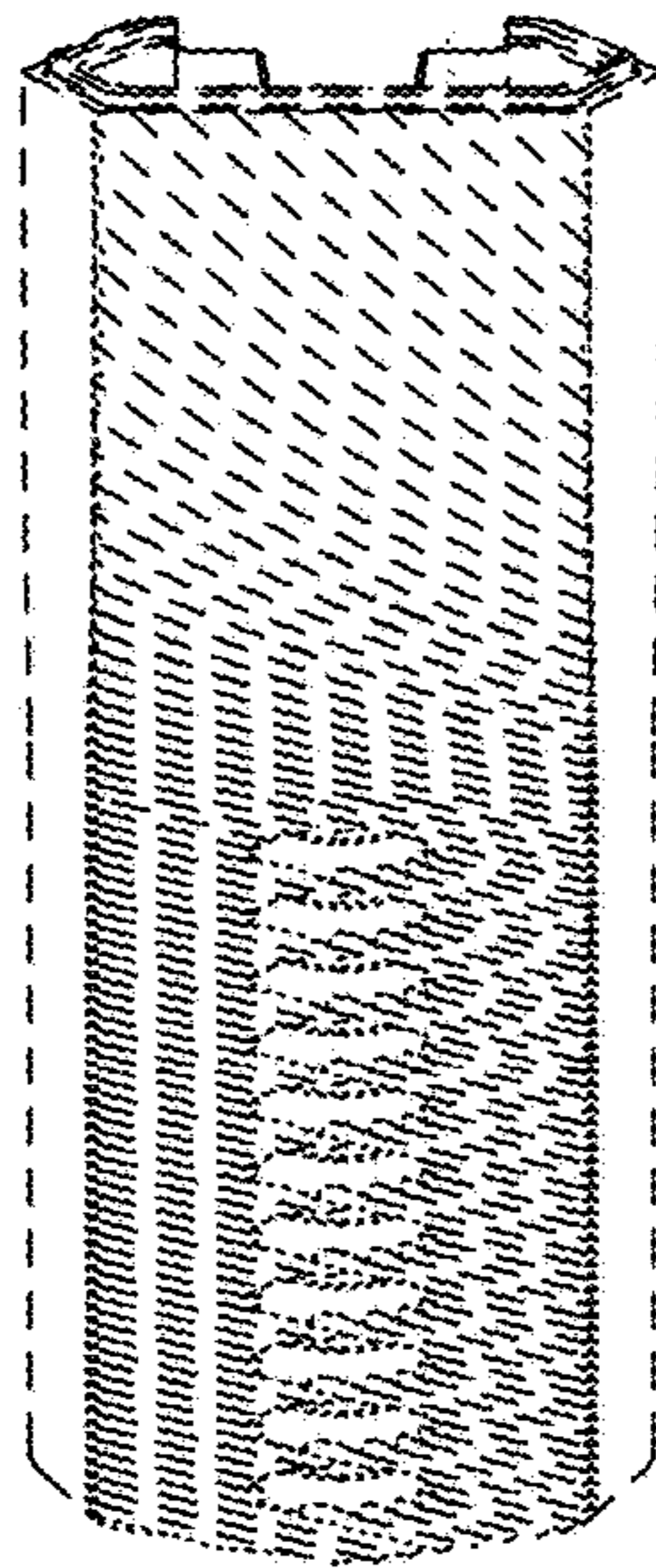


Figure 3

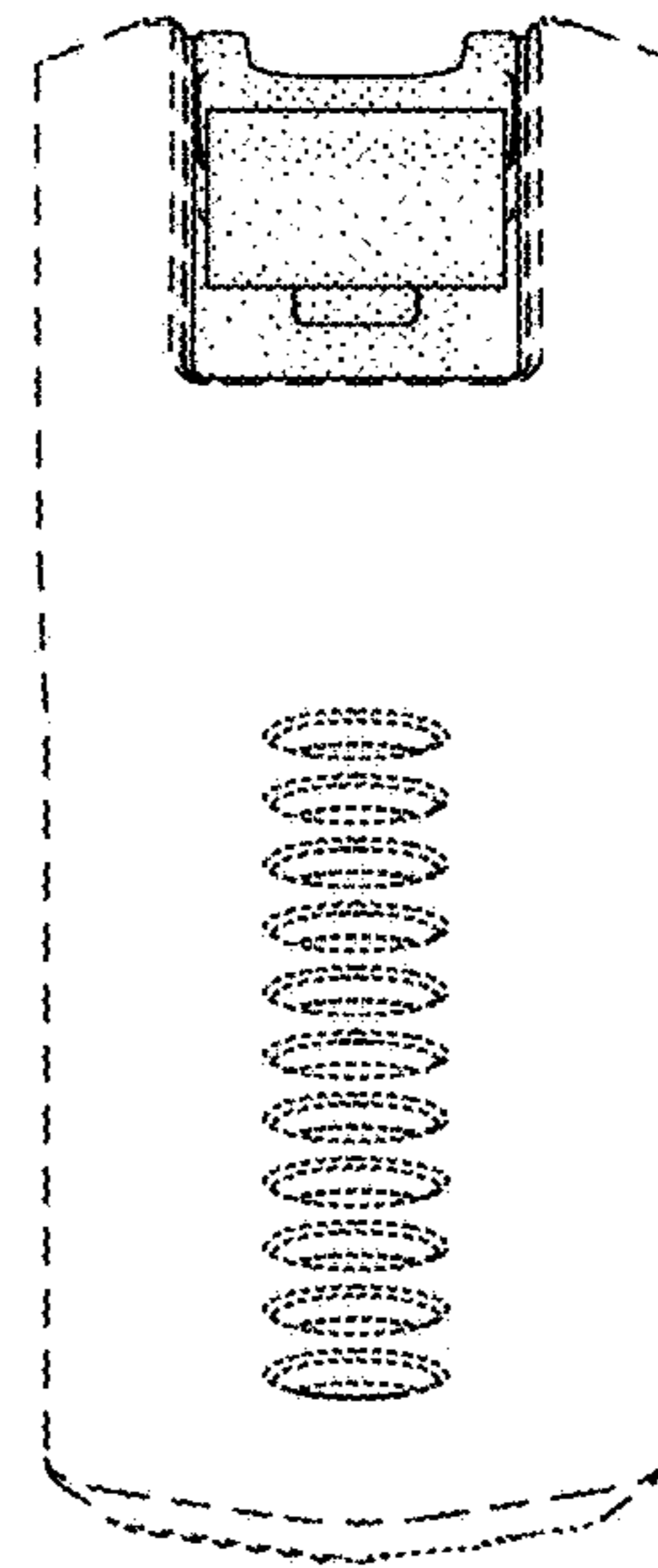


Figure 4

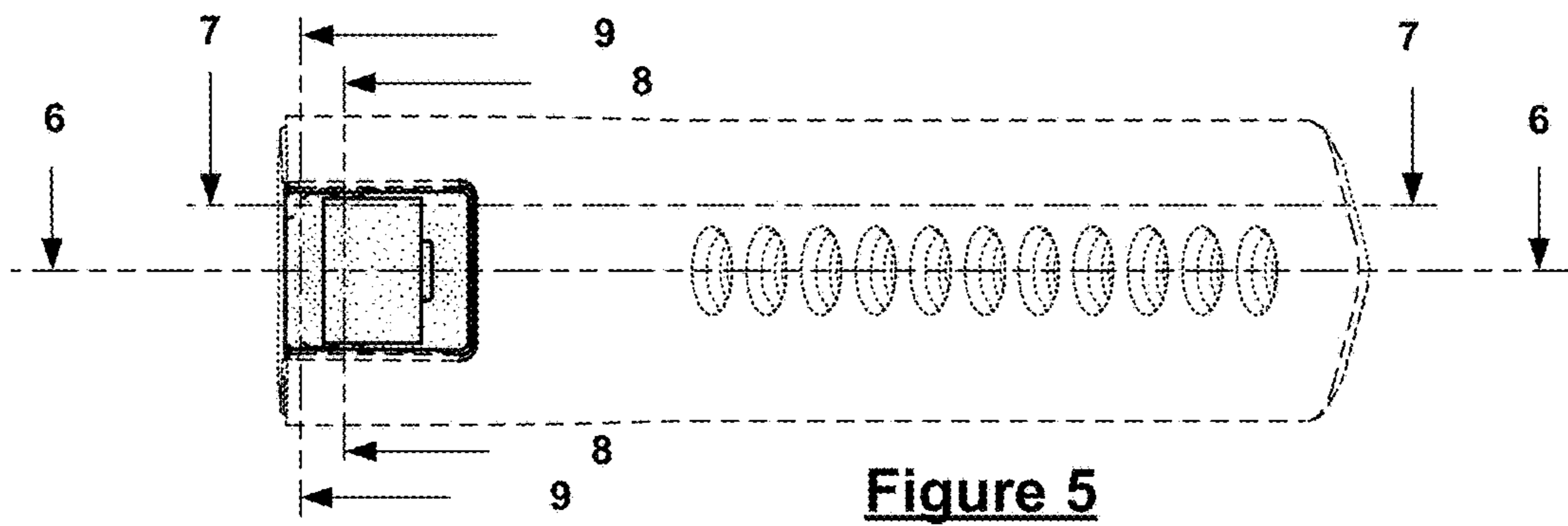


Figure 5

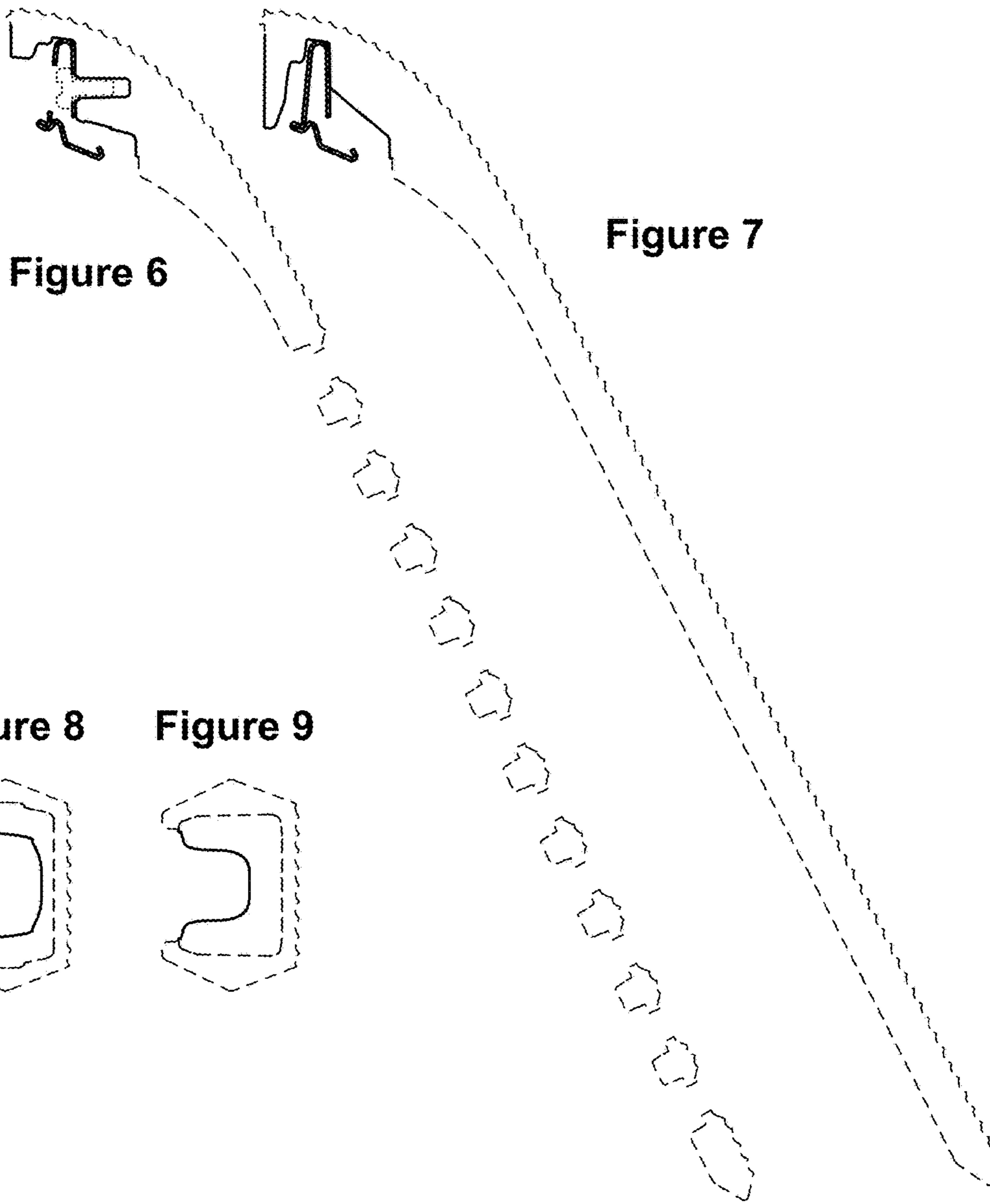


Figure 6

Figure 7

Figure 8

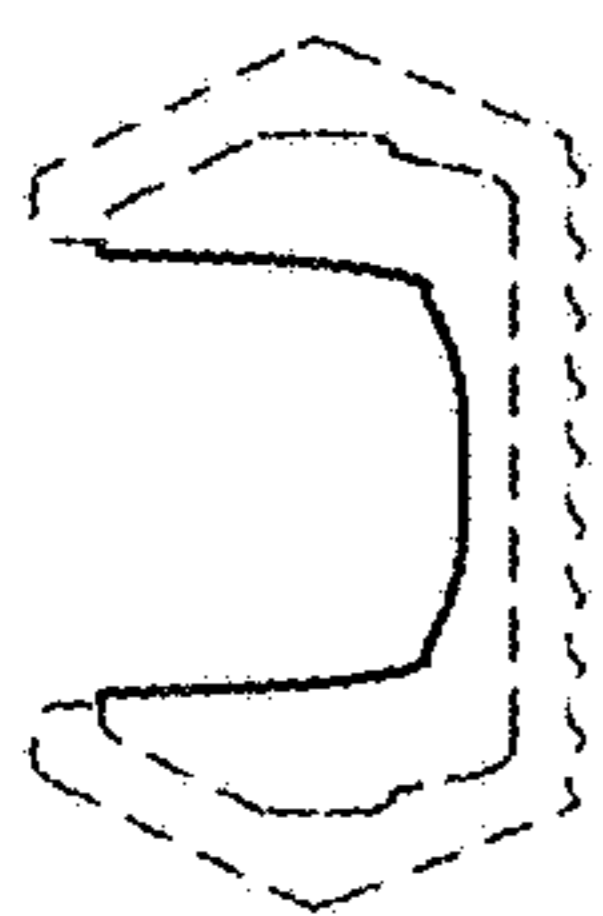
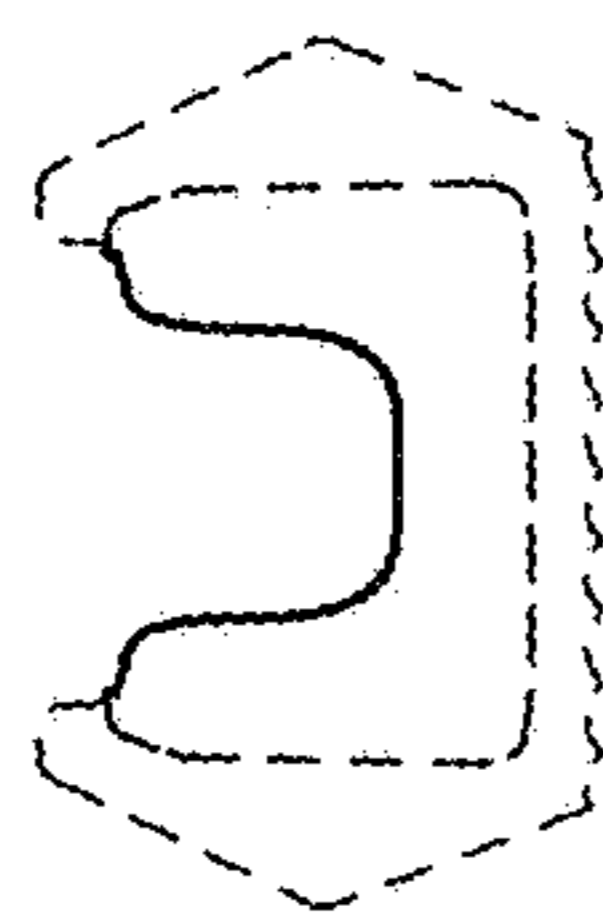


Figure 9



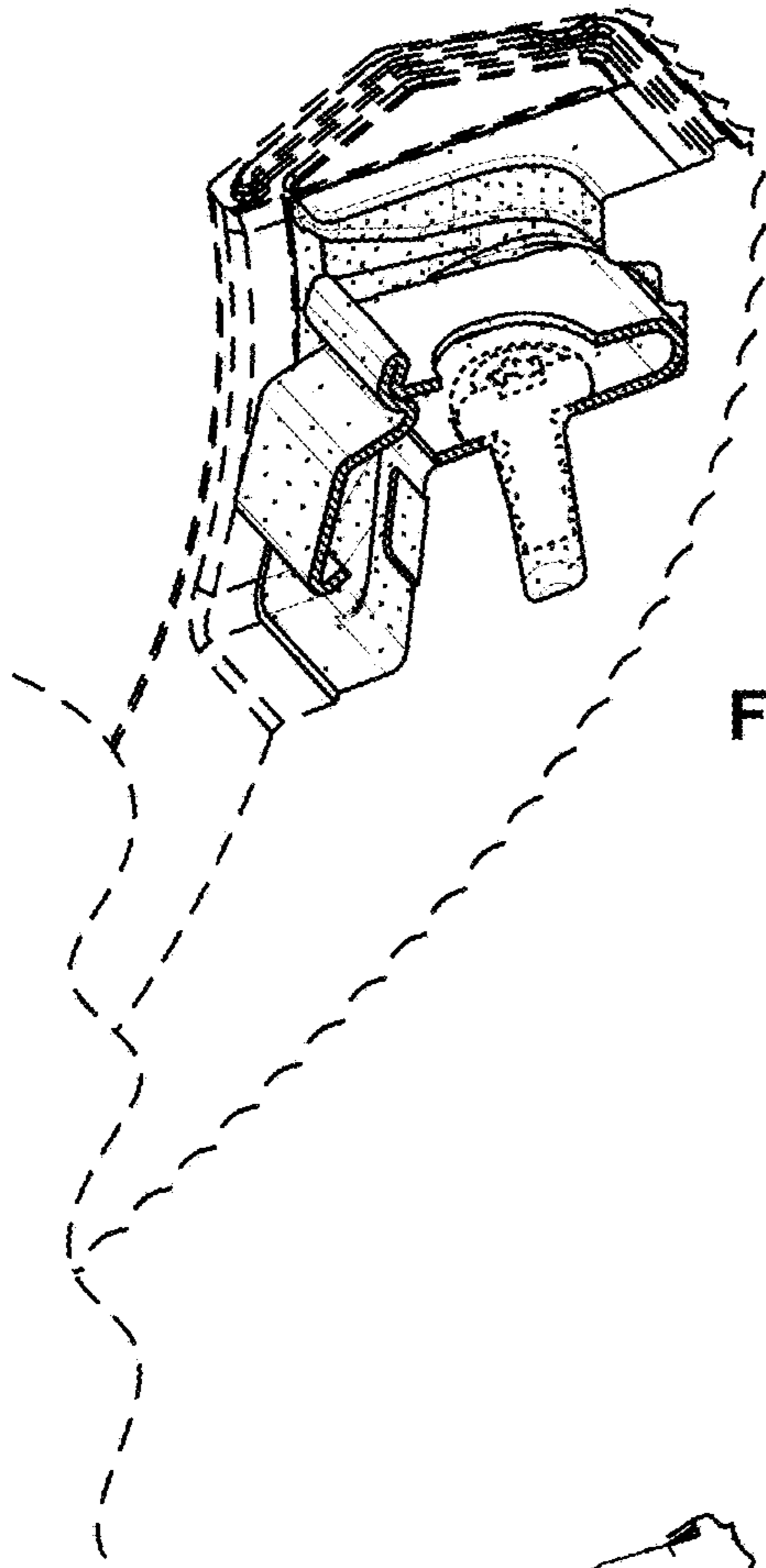


Figure 10

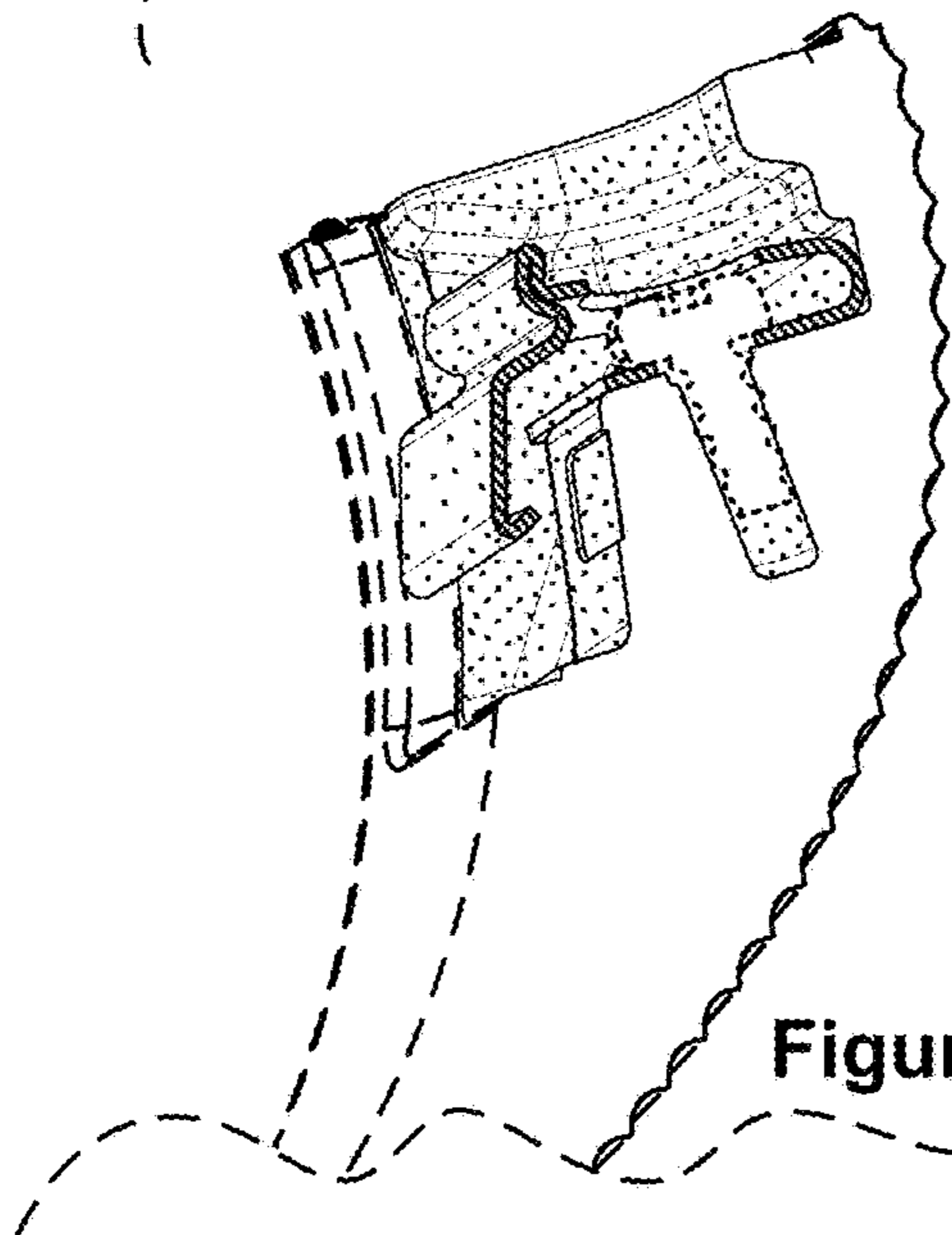


Figure 11

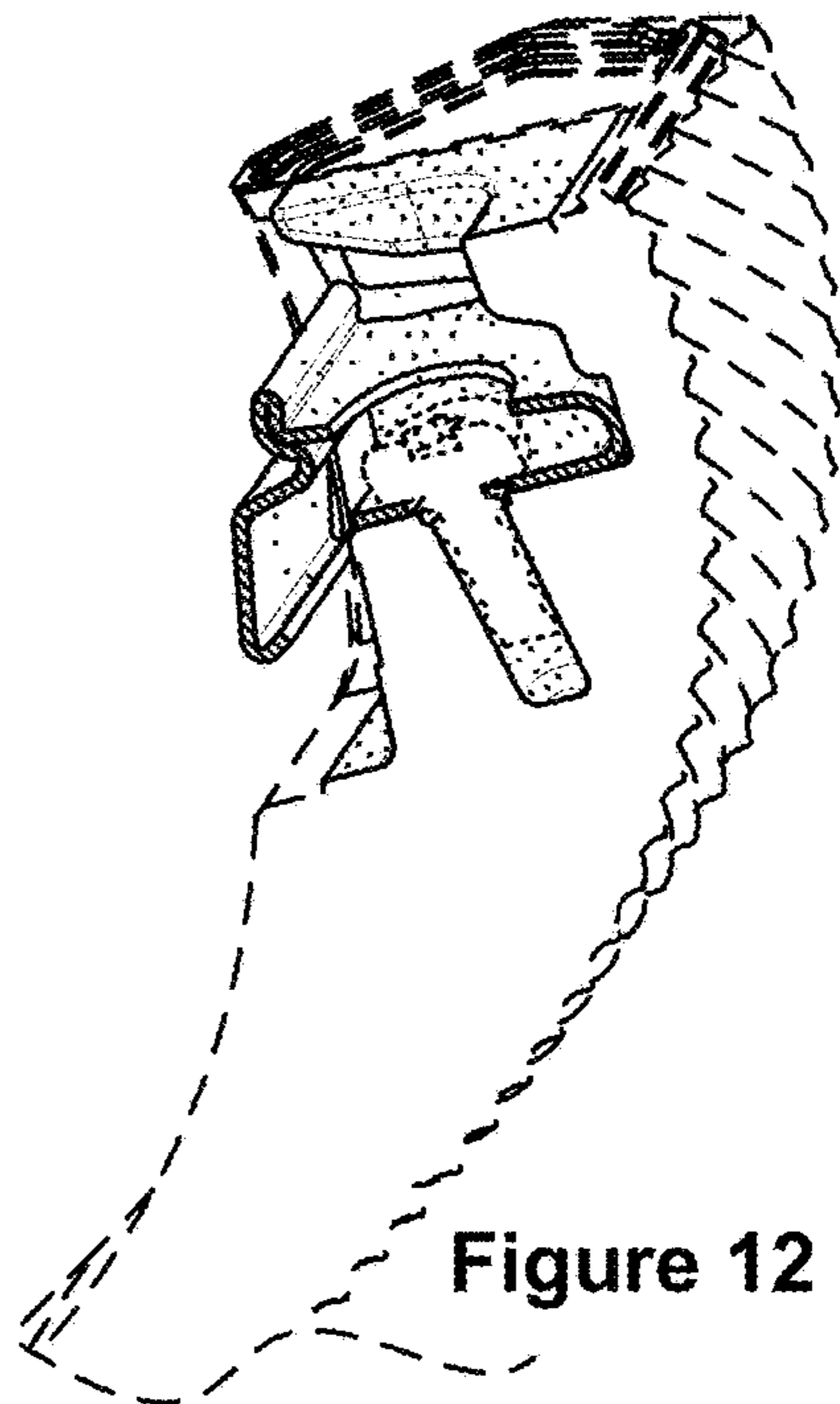


Figure 12

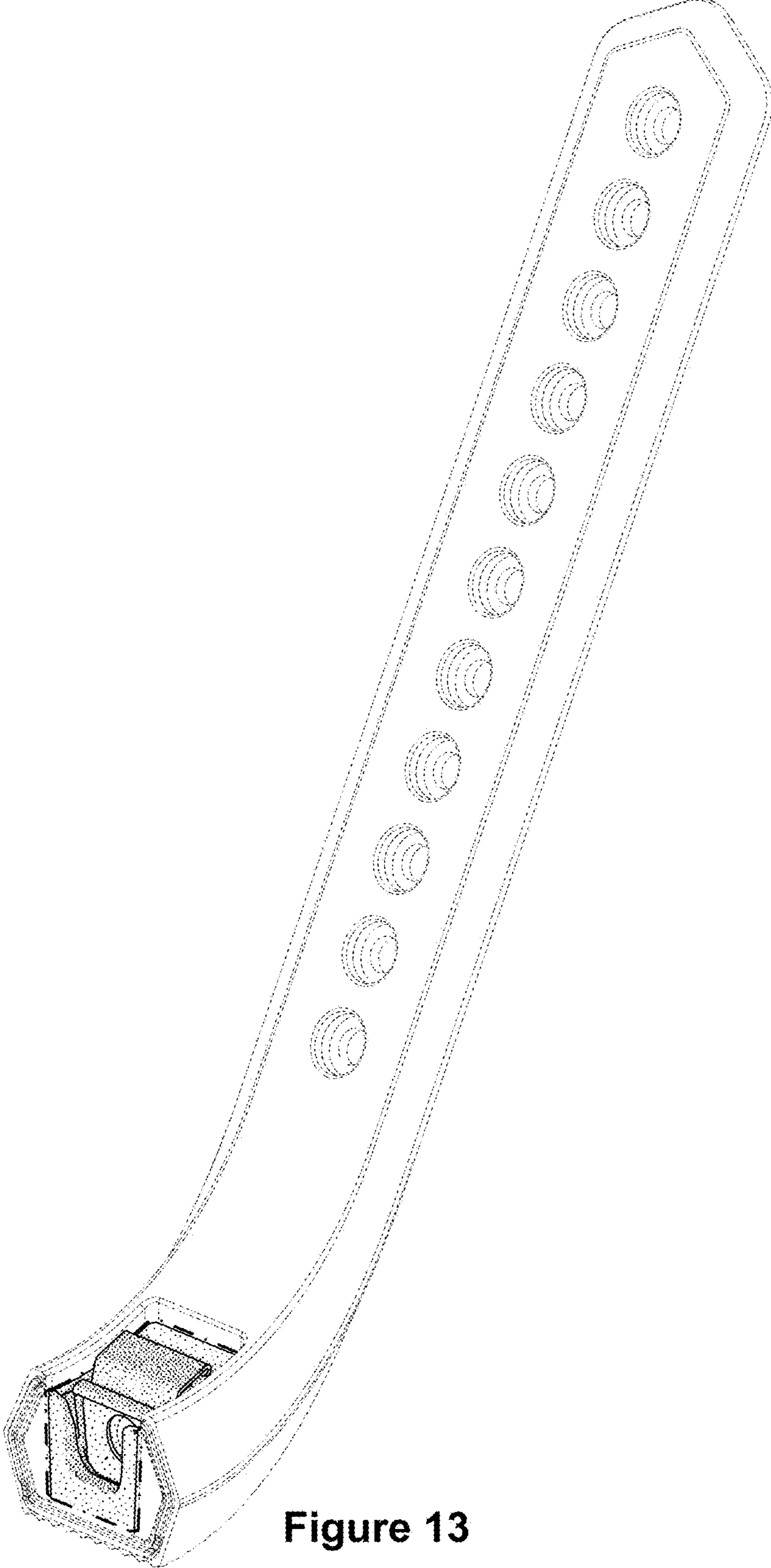


Figure 13