



US00D800583S

(12) **United States Design Patent**
Ahong et al.

(10) **Patent No.:** **US D800,583 S**
(45) **Date of Patent:** **** Oct. 24, 2017**

(54) **SENSOR**
(71) Applicant: **1908249 Ontario Inc.**, Toronto (CA)
(72) Inventors: **Timothy Ahong**, Aurora (CA); **Sameer Dhar**, Edmonton (CA); **Jeremy Dabor**, Brantford (CA); **Andrew Deakin**, Oakland, CA (US); **Thomas Brisebras**, San Francisco, CA (US); **Catherine Sauve**, Edmonton (CA)
(73) Assignee: **1908249 Ontario Inc.**, Toronto (CA)
(**) Term: **15 Years**
(21) Appl. No.: **29/564,990**
(22) Filed: **May 17, 2016**
(51) **LOC (10) Cl.** **10-04**
(52) **U.S. Cl.**
USPC **D10/52**; D10/60; D24/132; D24/186
(58) **Field of Classification Search**
USPC D10/56, 60, 103; D2/853; D24/124, D24/127, 132, 186
CPC A61F 13/42; A61F 13/421; A61F 13/422; A61F 13/423; A61F 13/424; A61F 13/425; A61F 13/426; A61F 13/427; A61F 13/428; A61F 13/429; A61F 15/56; A61F 2013/8473; A61F 2013/8488; A61F 2013/8497
See application file for complete search history.

(56) **References Cited**
U.S. PATENT DOCUMENTS
6,342,037 B1 * 1/2002 Roe A61F 13/42 422/1
7,214,848 B2 * 5/2007 DiSalvo A61F 13/2051 604/361

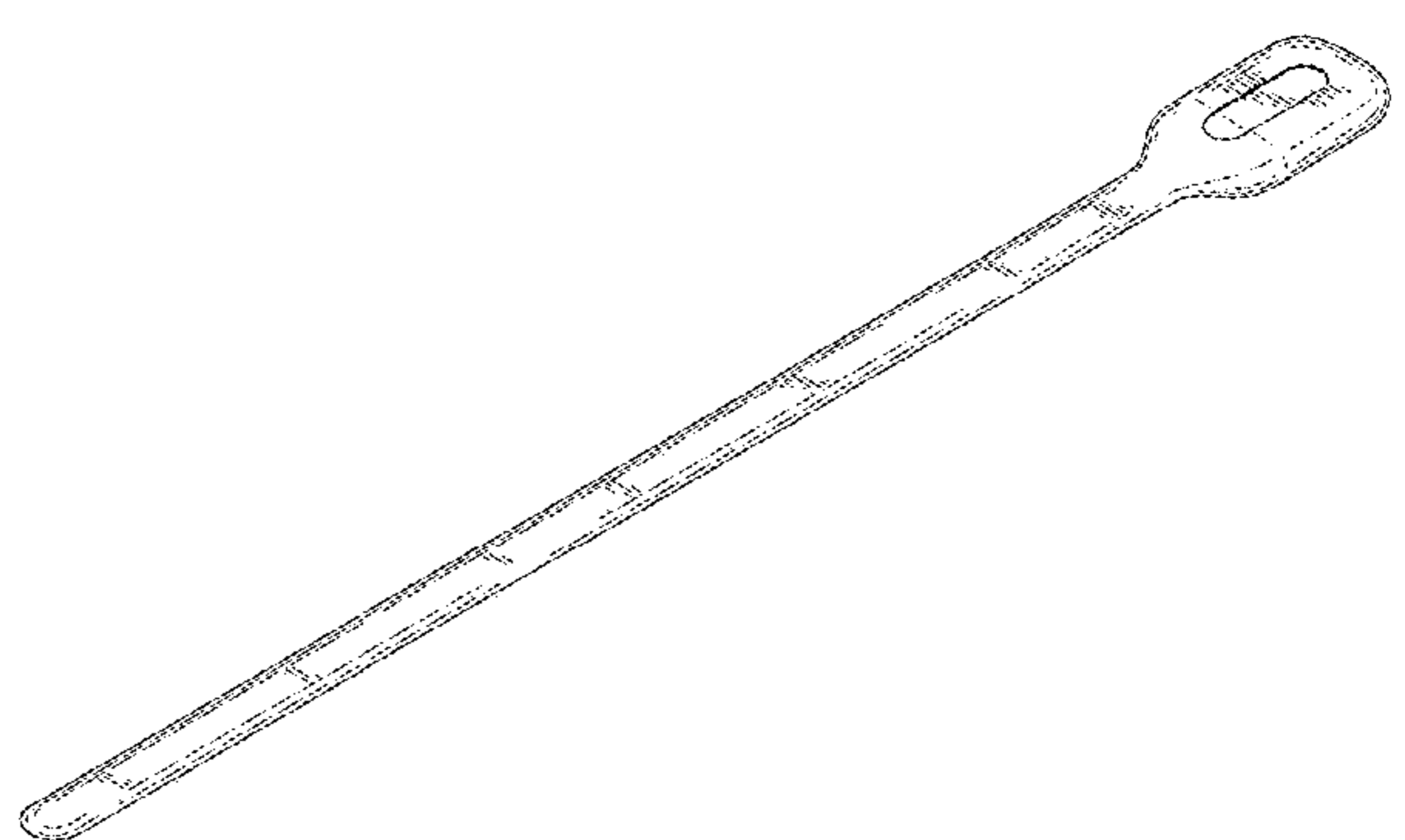
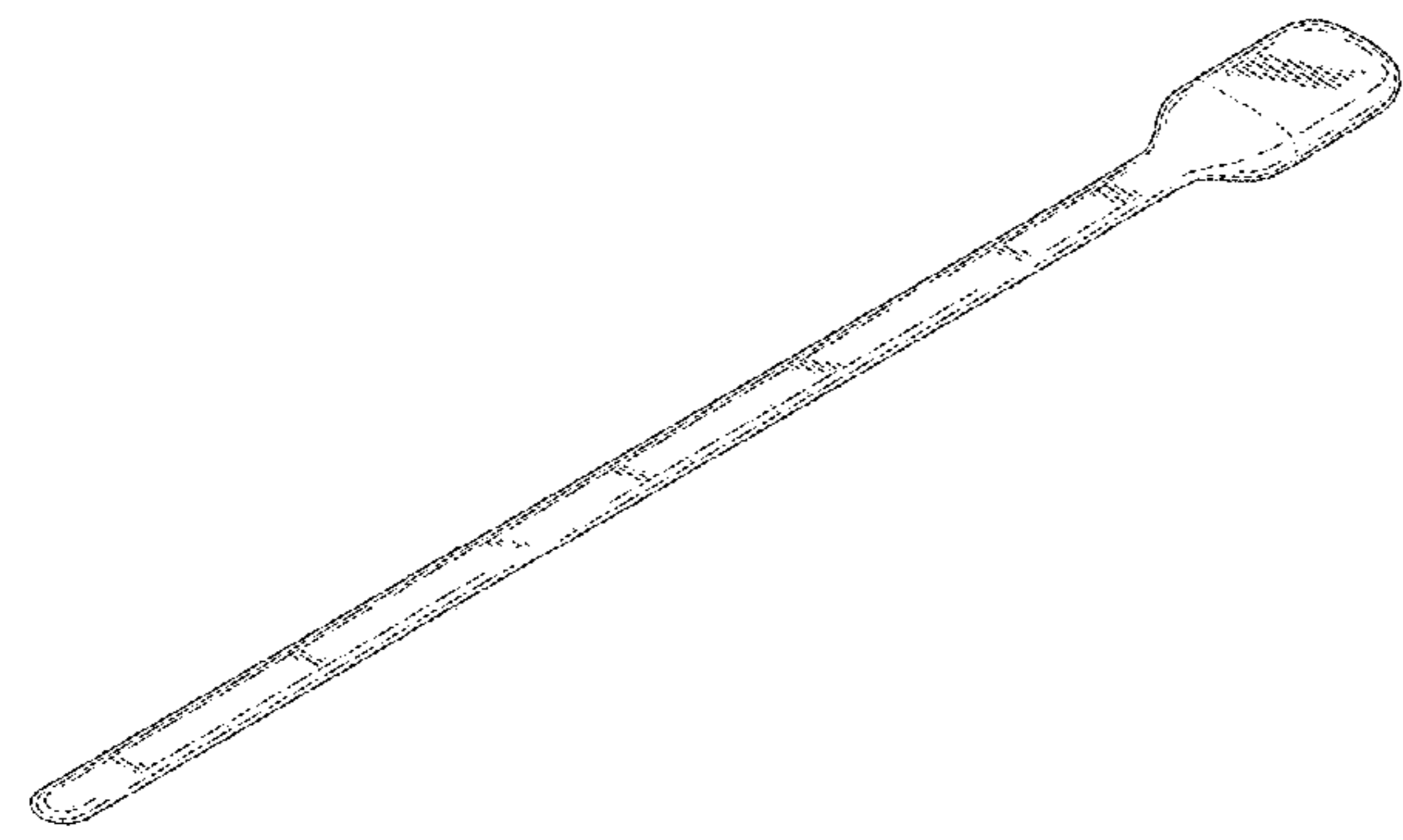
7,221,280 B2 * 5/2007 Hsieh A61F 13/42 340/604
D632,597 S * 2/2011 Marsden D10/56
D656,852 S * 4/2012 Granus D10/101
D680,012 S * 4/2013 Granus D10/101
D725,507 S * 3/2015 Marquez D10/56
D757,942 S * 5/2016 Suwito D24/186
D779,432 S * 2/2017 Wong D10/97

* cited by examiner
Primary Examiner — Antoine D Davis
(74) *Attorney, Agent, or Firm* — Bookoff McAndrews, PLLC

(57) **CLAIM**
The ornamental design for a sensor, as shown and described.

DESCRIPTION
FIG. 1 is a front, right perspective view of a sensor showing our new design;
FIG. 2 is a rear, left perspective view thereof;
FIG. 3 is a front elevation view thereof;
FIG. 4 is a right side view thereof, the left side view being a mirror image thereof;
FIG. 5 is a rear elevation view thereof;
FIG. 6 is a top plan view thereof; and,
FIG. 7 is a bottom plan view thereof.
The broken lines of even length shown in the drawings illustrate portions of the sensor that form no part of the claimed design. The appearance of any portion of article between the break lines forms no part of the claimed design.

1 Claim, 4 Drawing Sheets



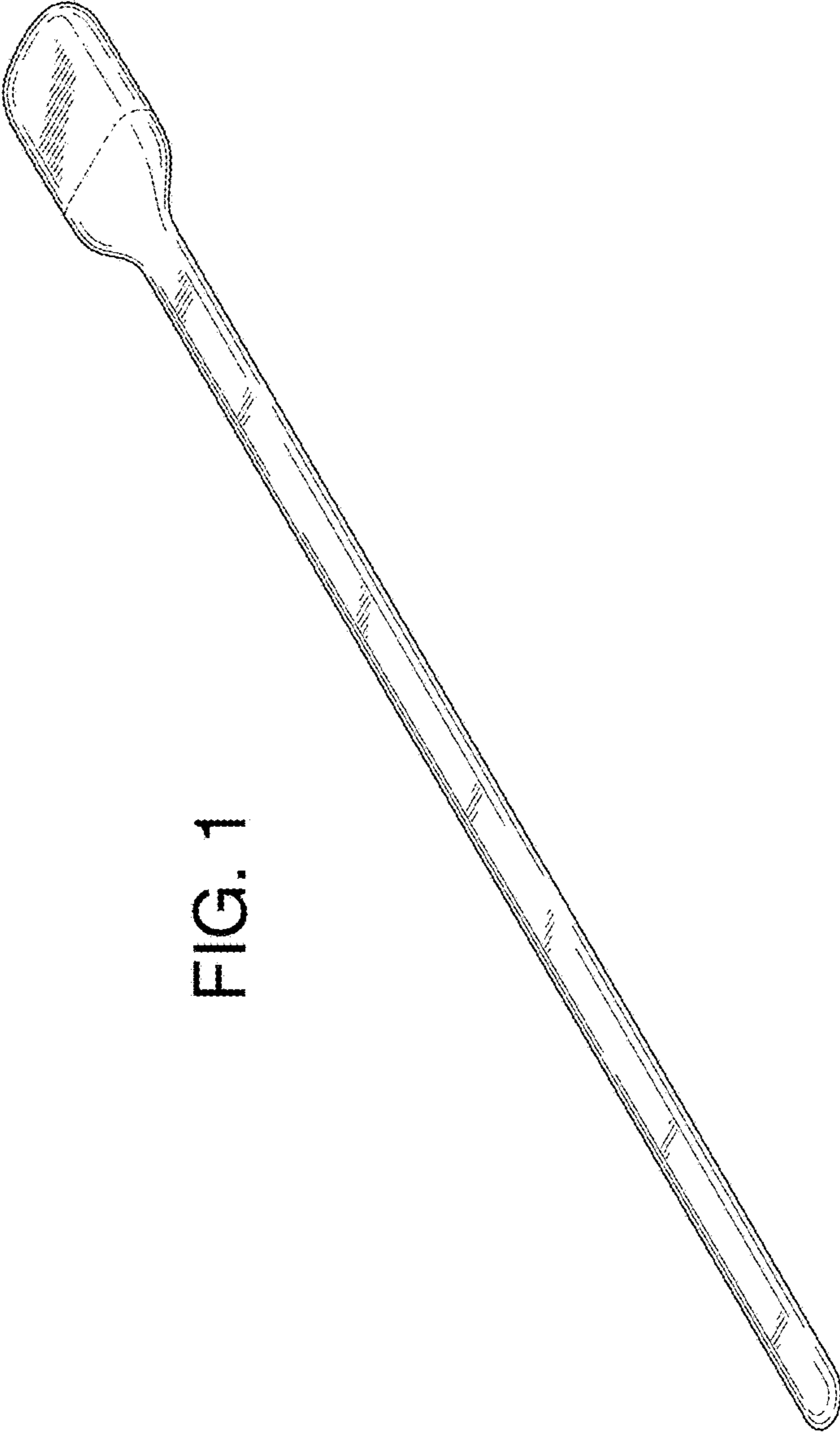


FIG. 1

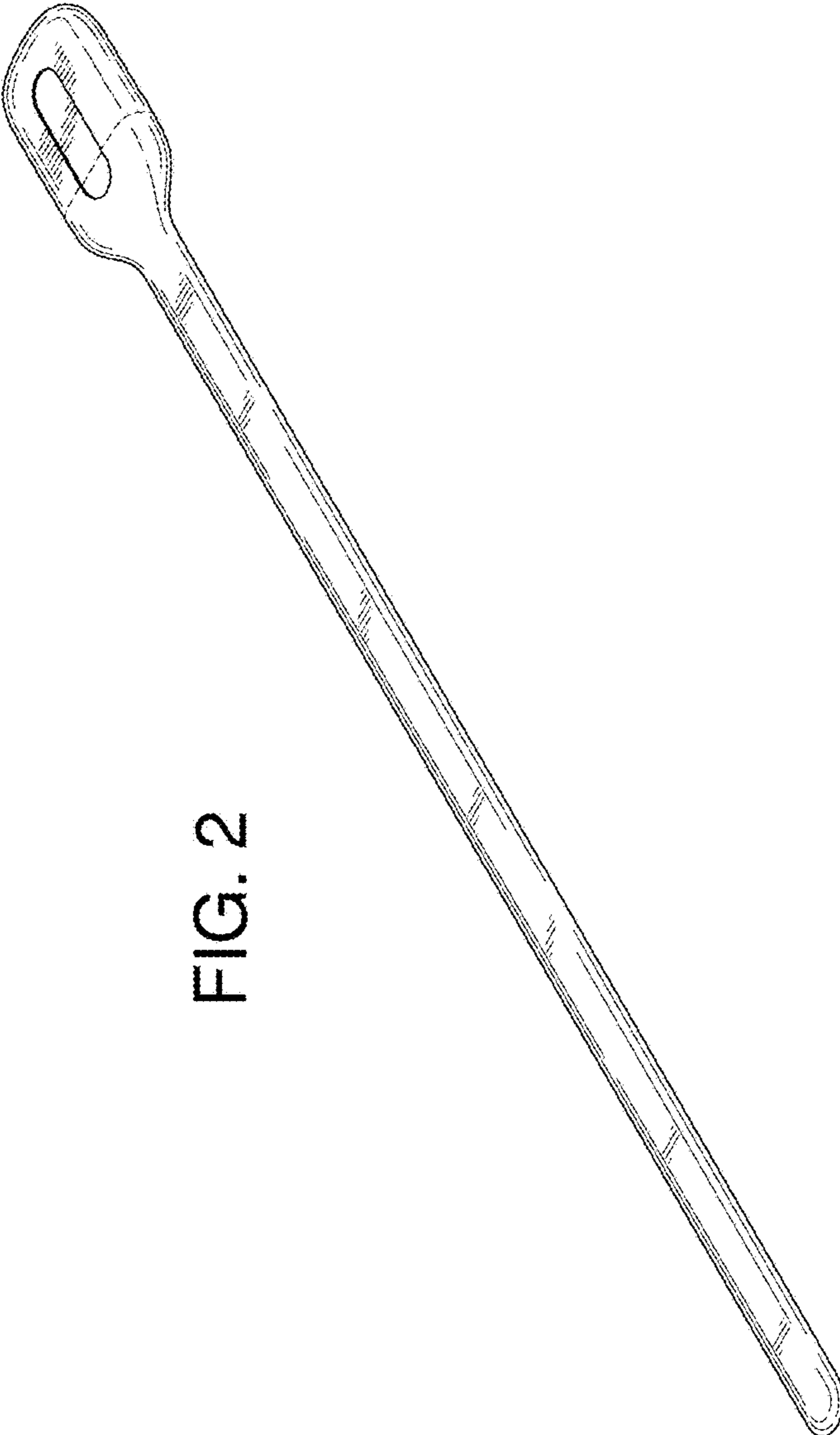


FIG. 2

FIG. 3

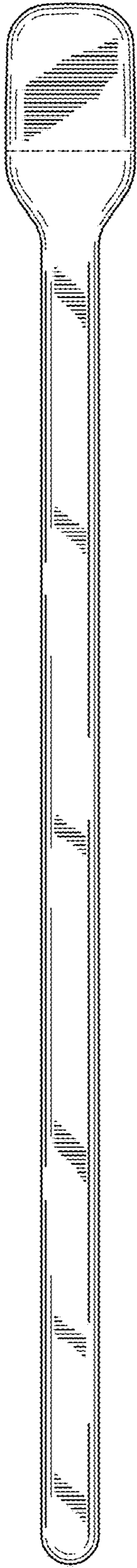


FIG. 4

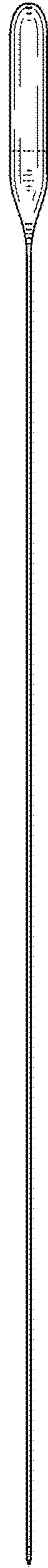


FIG. 5

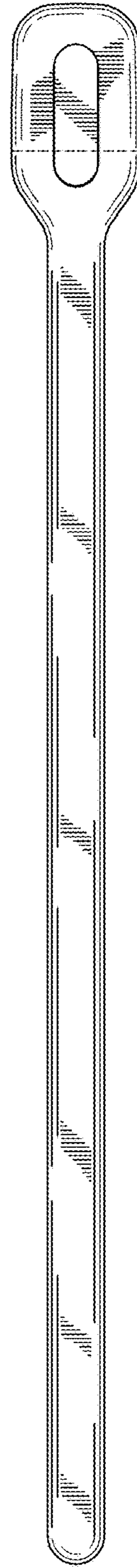


FIG. 6




FIG. 7

