



US00D800571S

(12) **United States Design Patent**
Arianpour

(10) **Patent No.:** **US D800,571 S**

(45) **Date of Patent:** **** Oct. 24, 2017**

(54) **BOTTLE**

(71) Applicant: **Shahab Shawn Arianpour,**
Montebellow, CA (US)

(72) Inventor: **Shahab Shawn Arianpour,**
Montebellow, CA (US)

(**) Term: **14 Years**

(21) Appl. No.: **29/456,211**

(22) Filed: **May 29, 2013**

(51) **LOC (10) Cl.** **09-01**

(52) **U.S. Cl.**
USPC **D9/556; D9/558; D9/559; D9/573;**
D9/574

(58) **Field of Classification Search**
USPC **D9/516, 537-541, 545-546, 556, 558,**
D9/559, 571, 573; 215/381-385;
220/660, 669, 675

See application file for complete search history.

(56) **References Cited**

U.S. PATENT DOCUMENTS

D54,219 S	*	11/1919	McCoy	D9/546
D86,118 S	*	2/1932	Fuerst	D9/559
D87,167 S	*	6/1932	Noble	D9/559
D92,424 S	*	6/1934	Piazzoli	D9/559
D198,054 S	*	4/1964	Lowry	D9/545 X
D279,511 S	*	7/1985	Matsubara	D28/91.1
D280,708 S	*	9/1985	Yoshimura	D9/572 X
D346,330 S	*	4/1994	Hall	D9/556 X
D385,799 S	*	11/1997	Balz	D9/559 X
D387,285 S	*	12/1997	Balz	D9/538

D392,893 S	*	3/1998	Kuzma	D9/538
D480,966 S	*	10/2003	Iwano	D9/432
D536,976 S	*	2/2007	Ciulla	D9/500
D536,986 S	*	2/2007	Nix	D9/669
D537,346 S	*	2/2007	Waldner	D9/517
D583,247 S	*	12/2008	DeFina	D9/544
D605,948 S	*	12/2009	Sposato	D9/546
D626,421 S	*	11/2010	Szymula	D9/559 X
D629,700 S	*	12/2010	Hegnauer	D9/569
D638,717 S	*	5/2011	Schulman	D9/571 X
D644,515 S	*	9/2011	Tieleman	D9/516
D650,690 S	*	12/2011	Guglielmo	D9/559
D658,068 S	*	4/2012	Nawrocki	D9/549
D665,673 S	*	8/2012	Warner	D9/572 X

* cited by examiner

Primary Examiner — Carol P Rademaker

(74) *Attorney, Agent, or Firm* — Omni Legal Group;
Omid E. Khalifeh

(57) **CLAIM**

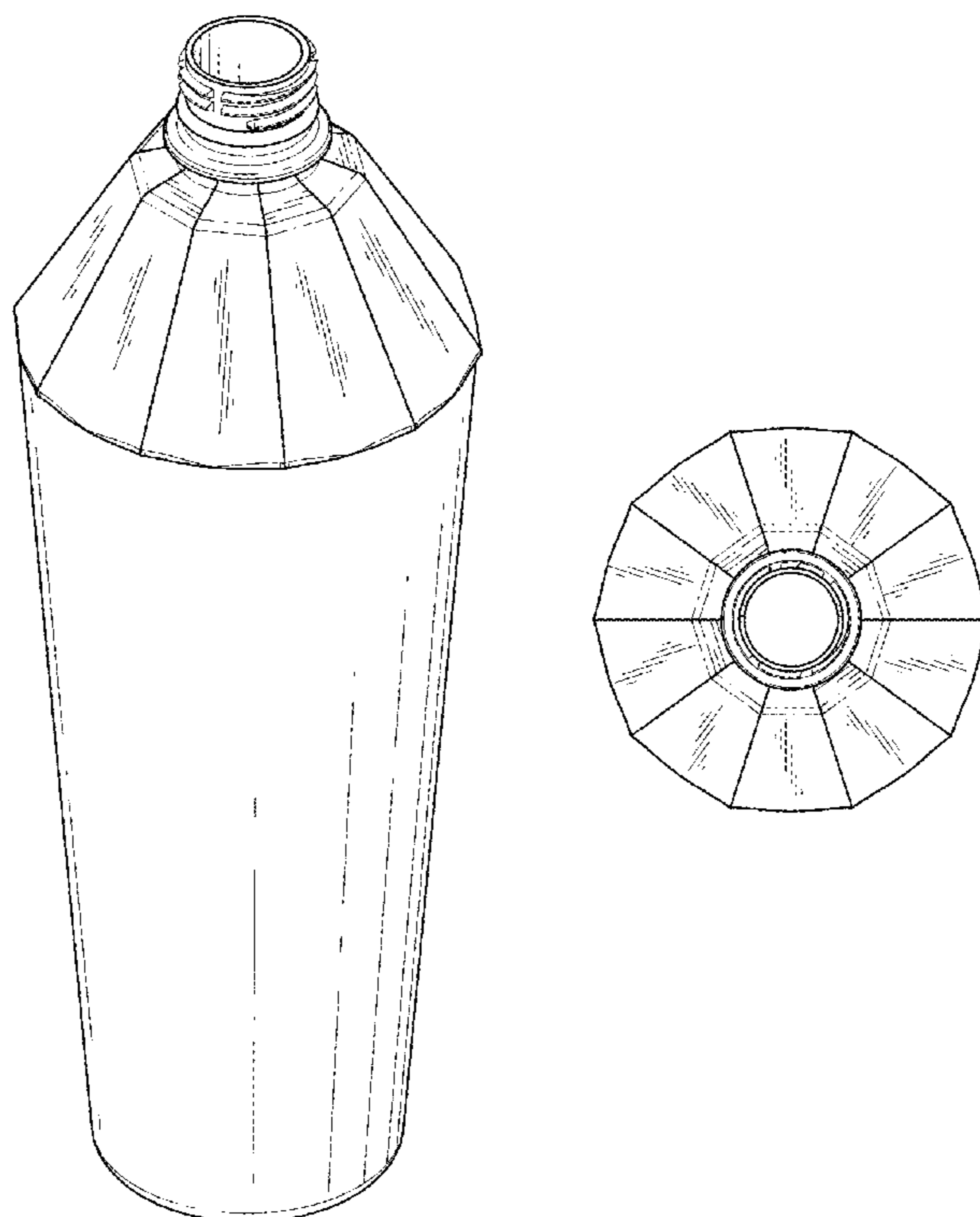
The ornamental design for a bottle, as shown and described.

DESCRIPTION

FIG. 1 is a top, front, left side perspective view of a bottle according to the present invention;
FIG. 2 is a front elevational view thereof;
FIG. 3 is a rear elevational view thereof;
FIG. 4 is a right side elevational view thereof;
FIG. 5 is a left side elevational view thereof;
FIG. 6 is a top plan view thereof; and,
FIG. 7 is a bottom plan view thereof.

The broken lines in the drawings illustrate a portion of the bottle which forms no part of the claimed design.

1 Claim, 4 Drawing Sheets



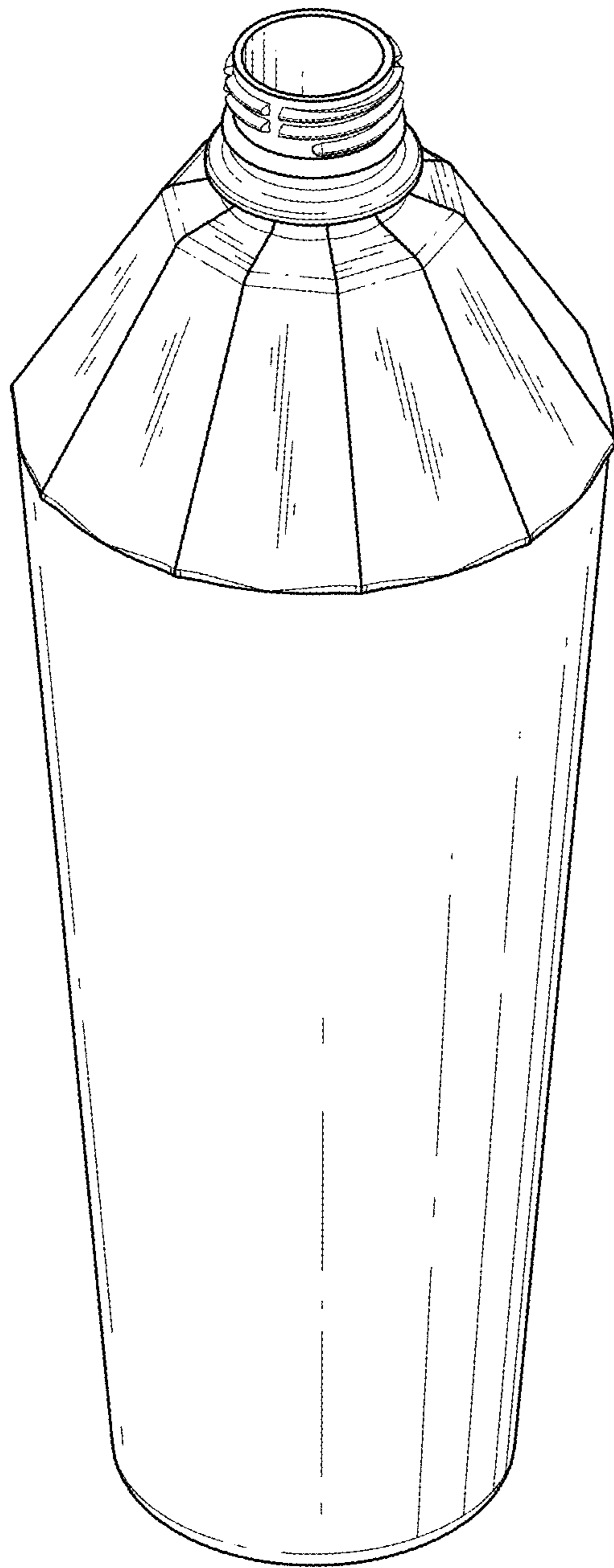


FIG. 1

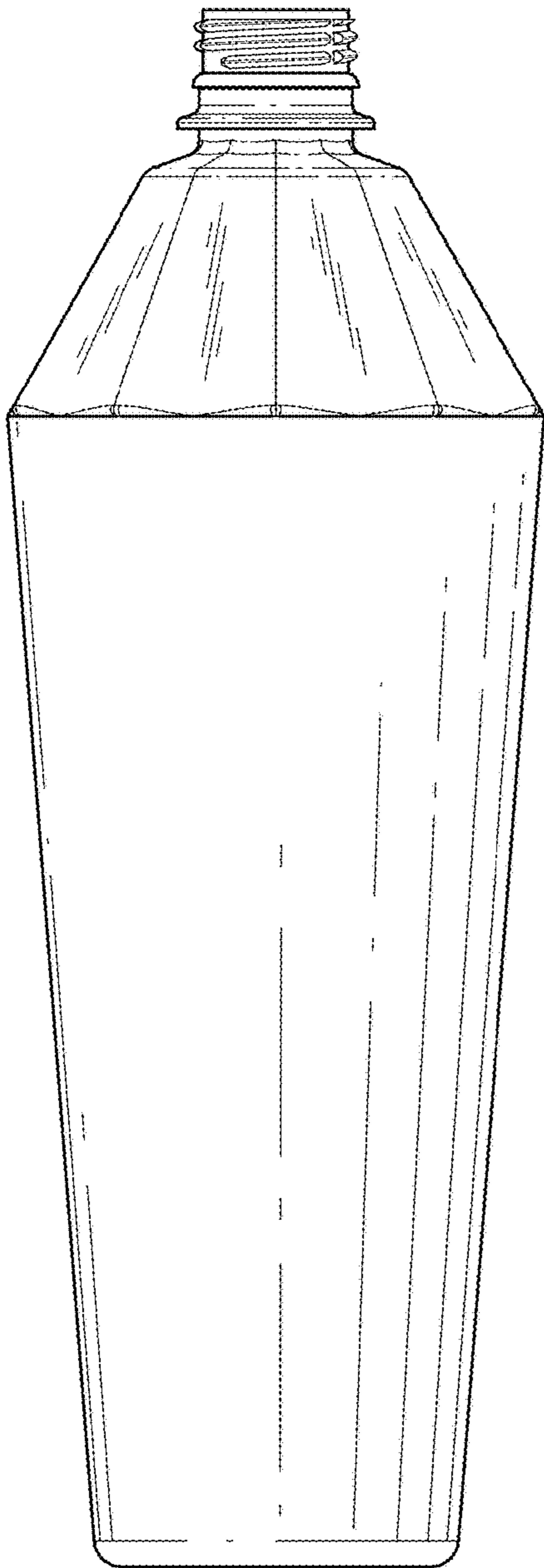


FIG. 2

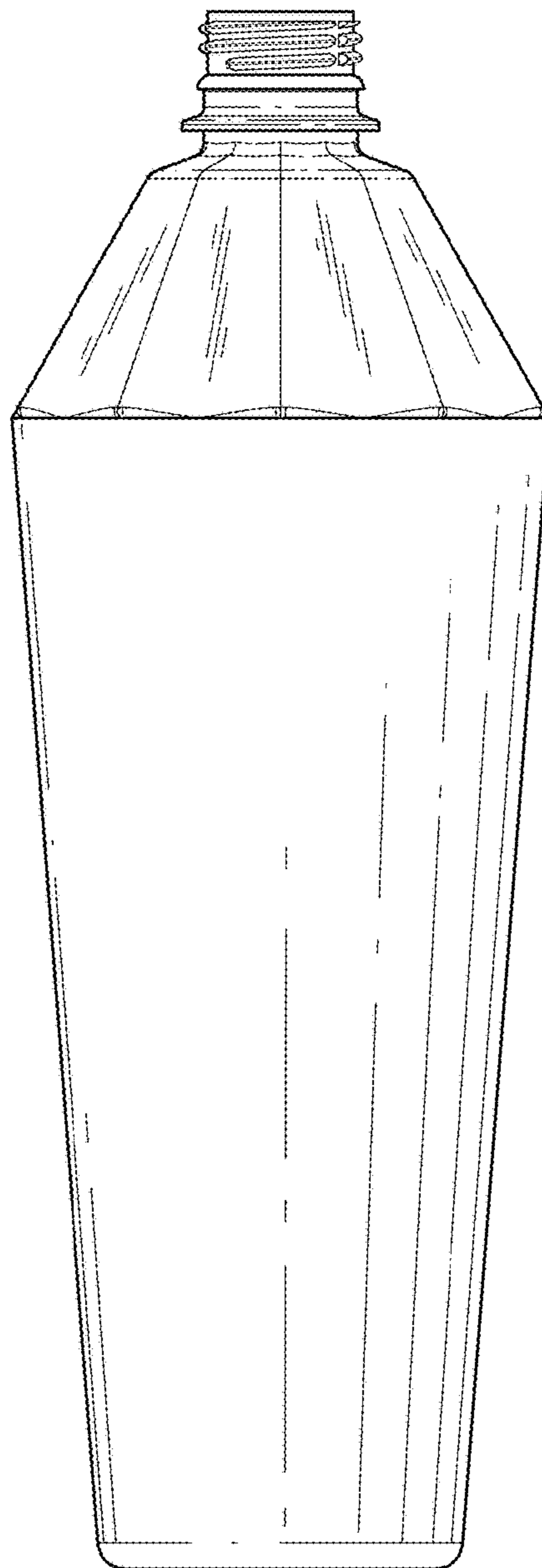


FIG. 3

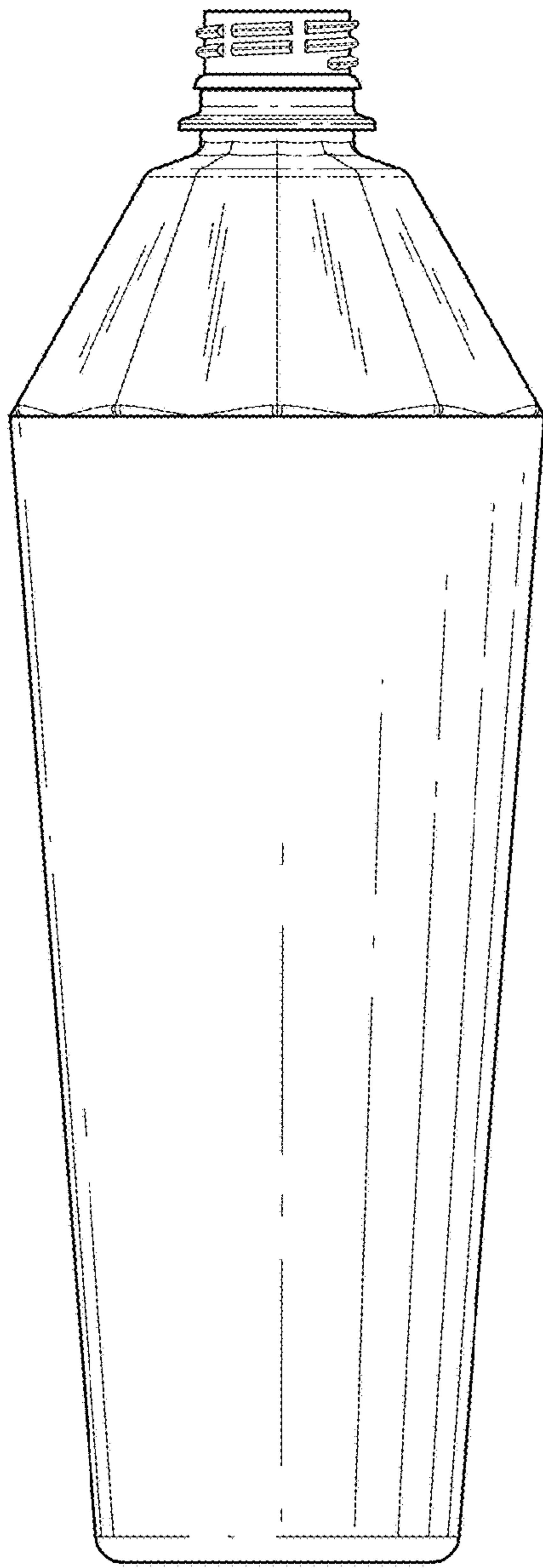


FIG. 4

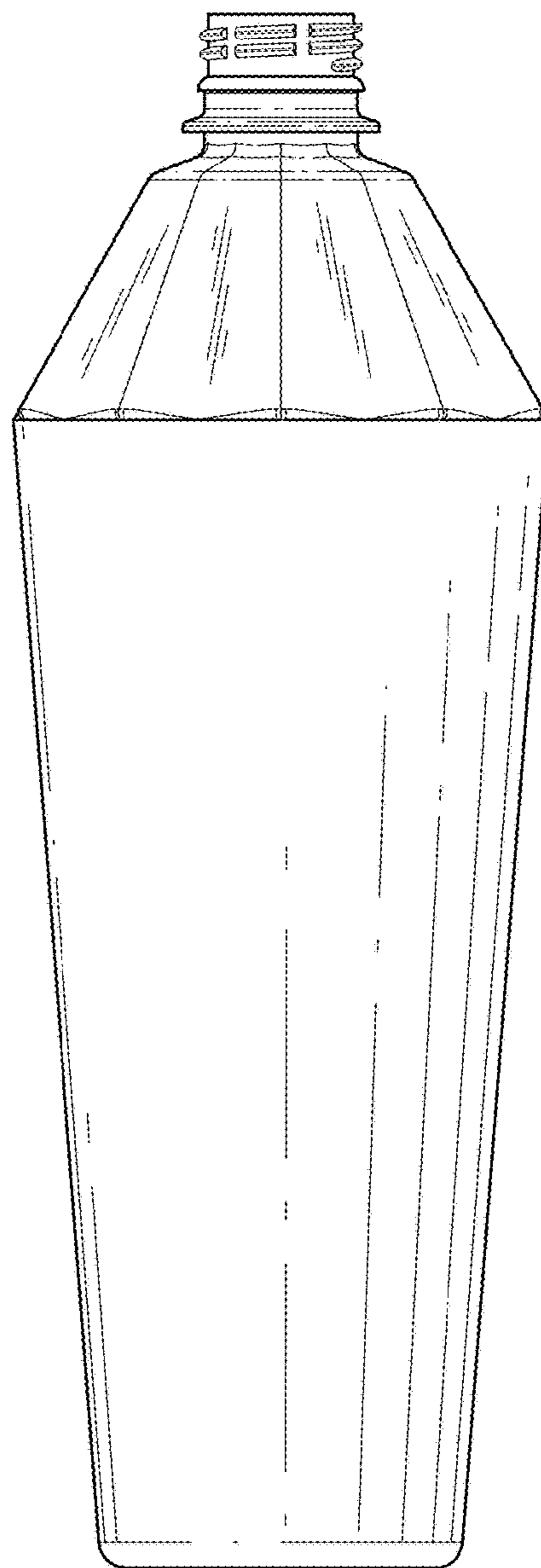


FIG. 5

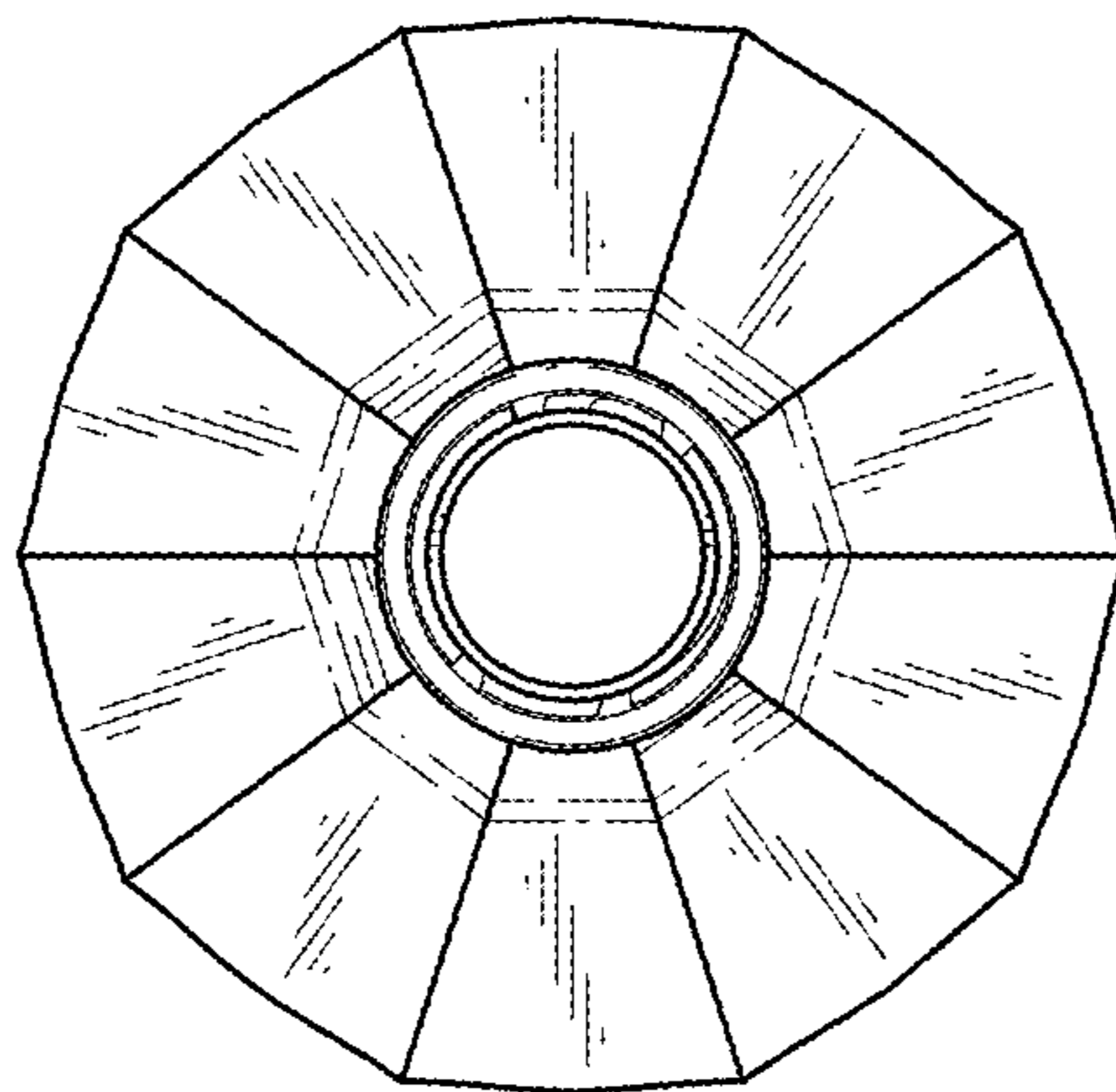


FIG. 6

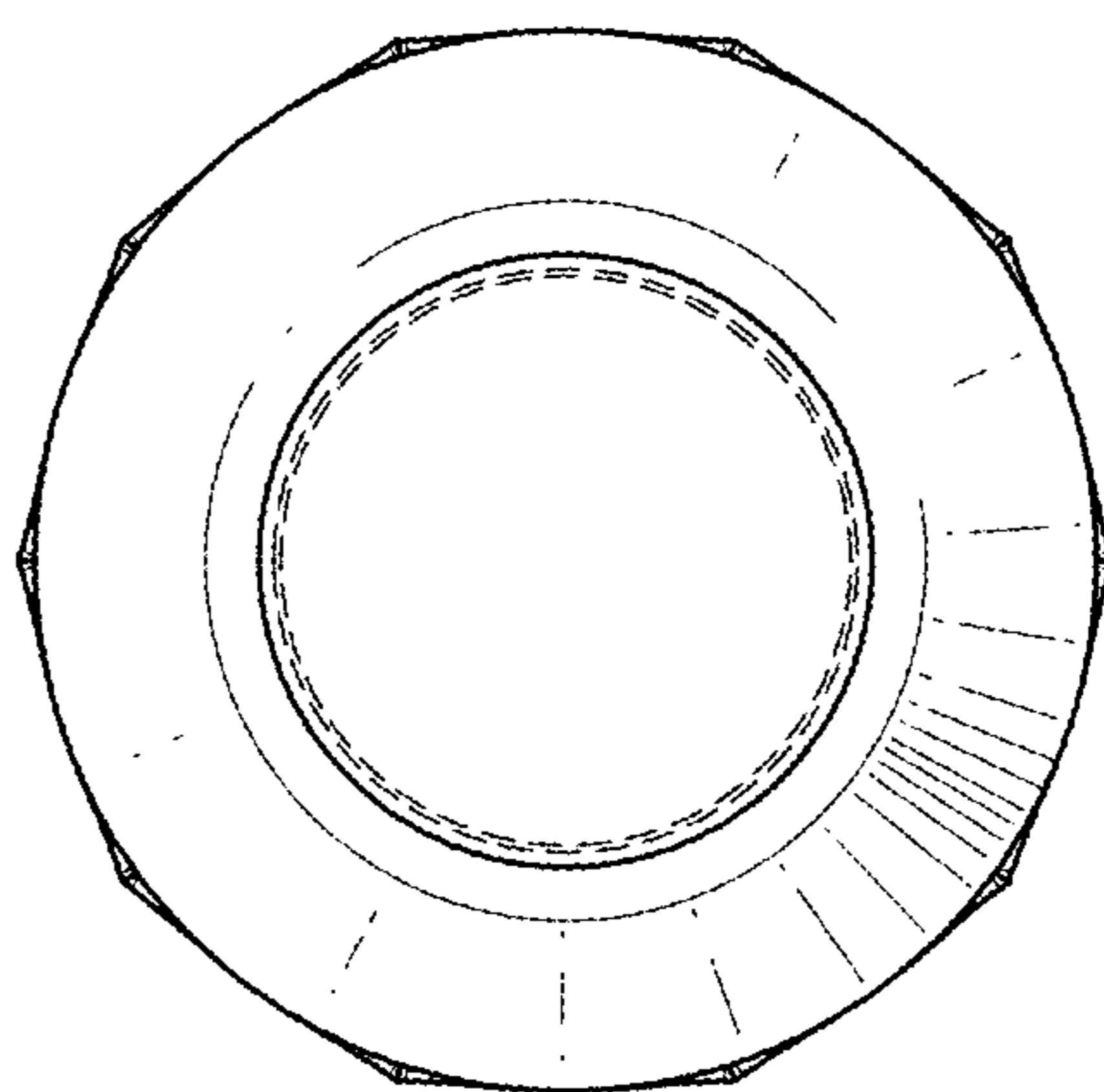


FIG. 7