



US00D800552S

(12) **United States Design Patent** (10) **Patent No.:** **US D800,552 S**
Silverman (45) **Date of Patent:** **** Oct. 24, 2017**

(54) **CONTAINER**

(71) Applicant: **Barry Mark Silverman**, Wyckoff, NJ (US)

(72) Inventor: **Barry Mark Silverman**, Wyckoff, NJ (US)

(**) Term: **15 Years**

(21) Appl. No.: **29/574,879**

(22) Filed: **Aug. 19, 2016**

Related U.S. Application Data

(63) Continuation of application No. 29/535,450, filed on Aug. 6, 2015, now abandoned.

(51) **LOC (10) Cl.** **09-03**

(52) **U.S. Cl.**
USPC **D9/430**

(58) **Field of Classification Search**
USPC D9/430, 414, 432, 524, 516
CPC B65D 1/00; B65D 5/0005
See application file for complete search history.

(56) **References Cited**

U.S. PATENT DOCUMENTS

199,692 A	1/1878	Cole	
D328,168 S *	7/1992	Bartle	D34/1
D337,697 S	7/1993	Giugiaro	
D376,979 S	12/1996	Davidson	
D381,582 S	7/1997	Bolton	
D395,004 S *	6/1998	Shamoon	D9/430
D417,614 S	12/1999	Chu	
D424,378 S	5/2000	Bacon et al.	
D426,153 S	6/2000	Sagel et al.	
D460,665 S	7/2002	Lillelund et al.	
D462,266 S	9/2002	Gittins et al.	
D462,902 S	9/2002	Gittins et al.	
D466,809 S	12/2002	Sagel et al.	

D468,203 S	1/2003	Gittins et al.	
D468,204 S	1/2003	Gittins et al.	
D479,992 S	9/2003	Gehring et al.	
D538,645 S	3/2007	McDowell et al.	
D596,024 S	7/2009	Fraguada McCoy et al.	
D628,884 S *	12/2010	Smith	D9/430
D668,144 S	10/2012	Swart et al.	
D669,777 S	10/2012	Brown et al.	
D672,202 S	12/2012	Craft et al.	
D703,529 S *	4/2014	Voelker	D9/430
D719,824 S	12/2014	Wagner	
D725,465 S	3/2015	Voelker	
D782,877 S *	4/2017	Cetera	D7/510
D786,966 S *	5/2017	Matsushita	D18/56
2003/0160092 A1 *	8/2003	Philips	B65D 5/5045 229/122.32
2005/0139645 A1 *	6/2005	Shean	B65D 5/029 229/109
2009/0104324 A1 *	4/2009	Bradley	B65D 81/3881 426/418

(Continued)

Primary Examiner — Cynthia Underwood
(74) *Attorney, Agent, or Firm* — Norris McLaughlin & Marcus PA


(57) **CLAIM**

The ornamental design for a container, as shown and described.

DESCRIPTION

FIG. 1 is a perspective view of the front and a first side of the container;
FIG. 2 is a plan view of the front of the container;
FIG. 3 is plan view of the back of the container;
FIG. 4 is a plan view of a first side of the container;
FIG. 5 is a plan view of a second side of the container;
FIG. 6 is a plan view of the top of the container; and,
FIG. 7 is a plan view of the bottom of the container.
The broken lines represent portions of the structure that form no part of the claim.

1 Claim, 6 Drawing Sheets



(56)

References Cited

U.S. PATENT DOCUMENTS

2012/0312813 A1 * 12/2012 Voelker B65D 5/4204
220/23.89

* cited by examiner




FIG. 1




FIG. 2




FIG. 3

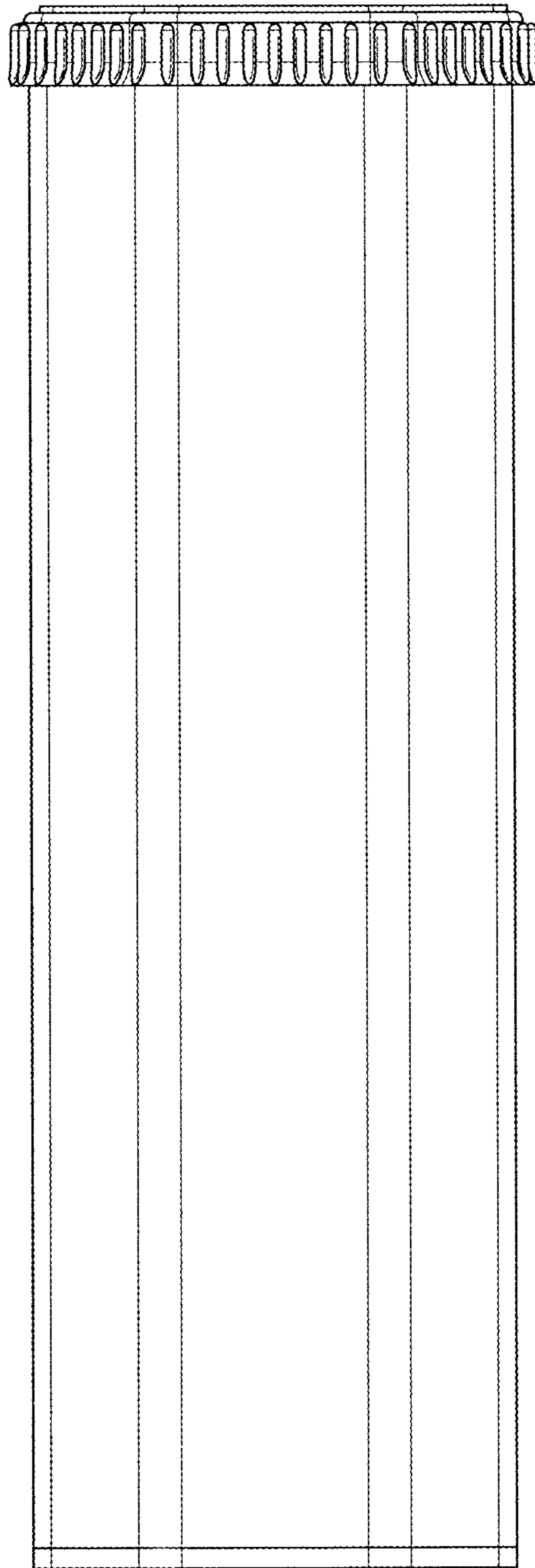


FIG. 4

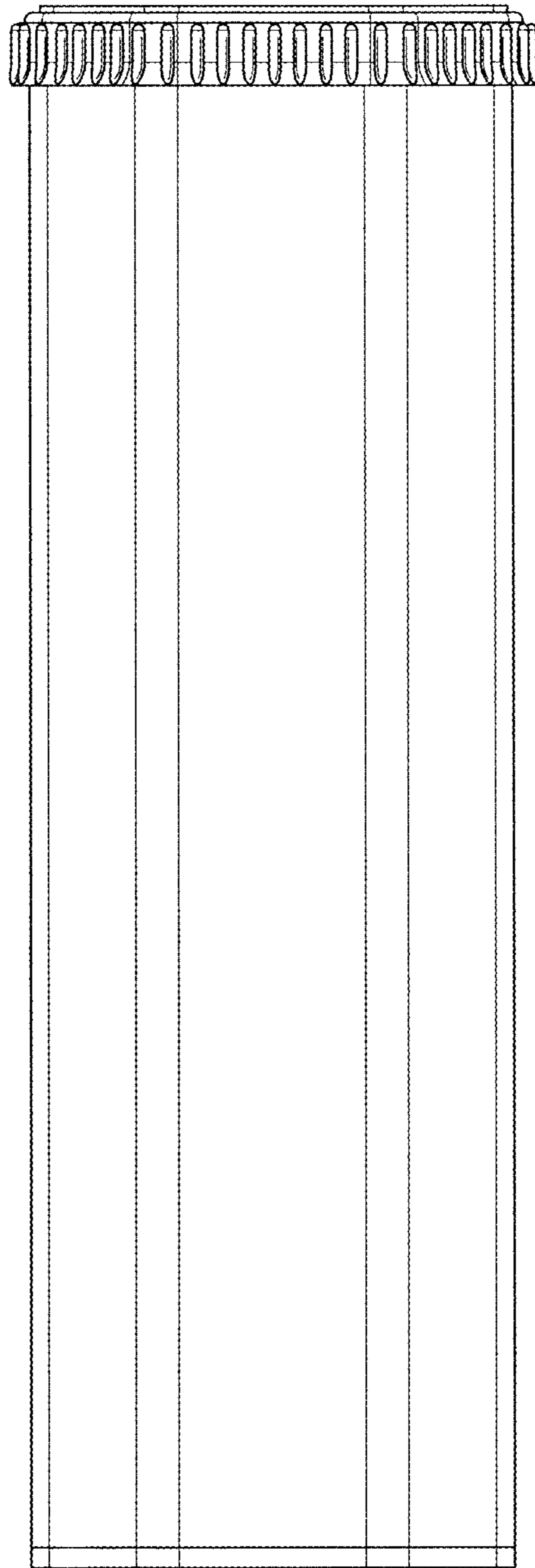


FIG. 5

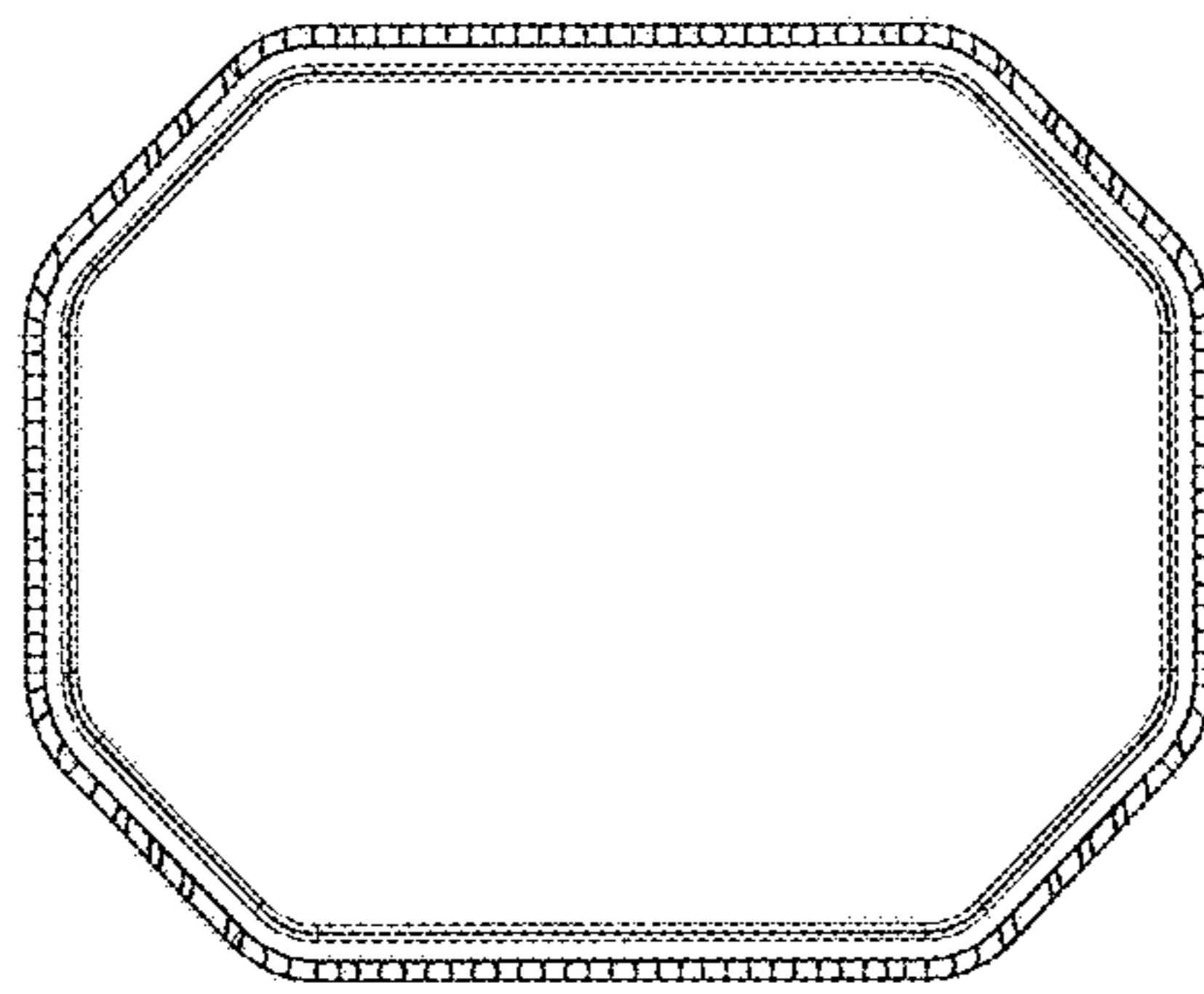


FIG. 6




FIG. 7