US00D800549S

(12) United States Design Patent

Delle Cese et al.

(10) Patent No.: US D800,549 S
(45) Date of Patent: ** Oct. 24, 2017

(54) **PACKAGE**

(71) Applicant: **Apple Inc.**, Cupertino, CA (US)

(72) Inventors: **Francesca Amor Delle Cese**, San Francisco, CA (US); **Lorraine Y. Tang**, San Francisco, CA (US); **Bhautik H. Mehta**, Mountain View, CA (US); **Mark T. Uyeda**, Campbell, CA (US); **Alissa Anderson**, San Francisco, CA (US); **Jonathan Berk**, Mountain View, CA (US); **Margaret Madigan Burke**, Sunnyvale, CA (US); **Jack Wanderman**, San Francisco, CA (US); **Kevin Scott Fetterman**, Los Altos, CA (US)

(73) Assignee: **Apple Inc.**, Cupertino, CA (US)

(**) Term: **15 Years**

(21) Appl. No.: **29/588,168**

(22) Filed: **Dec. 19, 2016**

Related U.S. Application Data

(63) Continuation of application No. 29/519,821, filed on Mar. 9, 2015, now Pat. No. Des. 779,932, and a (Continued)

(51) **LOC (10) Cl.** **09-03**

(52) **U.S. Cl.**
USPC **D9/419**

(58) **Field of Classification Search**
USPC ..... D9/414–419, 499, 431–434, 721, 456, D9/443, 438, 737, 722; D7/505, 392, (Continued)

(56) **References Cited**

U.S. PATENT DOCUMENTS

1,514,379 A * 11/1924 Fleischer 126/261
3,381,876 A * 5/1968 Biggins A47G 23/06 206/229

(Continued)

Primary Examiner — Rhea Shields
(74) *Attorney, Agent, or Firm* — Sterne, Kessler, Goldstein & Fox P.L.L.C.

(57) **CLAIM**

The ornamental design for package, as shown and described.

DESCRIPTION

FIG. **1** is a top front exploded perspective view of a package showing the claimed design;
FIG. **2** is a top front perspective view of the lid of FIG. **1**;
FIG. **3** is a front view thereof;
FIG. **4** is a rear view thereof;
FIG. **5** is a left side view thereof;
FIG. **6** is a right side view thereof;
FIG. **7** is a top view thereof;
FIG. **8** is a bottom view thereof;
FIG. **9** is a top front perspective view of the inner packaging, or case, of FIG. **1**;
FIG. **10** is a front view thereof;
FIG. **11** is a rear view thereof;
FIG. **12** is a left side view thereof;
FIG. **13** is a right side view thereof;
FIG. **14** is a top view thereof;
FIG. **15** is a bottom view thereof;
FIG. **16** is a top front perspective view of the sleeve of FIG. **1**;
FIG. **17** is a front view thereof;
FIG. **18** is a rear view thereof;
FIG. **19** is a left side view thereof;
FIG. **20** is a right side view thereof;
FIG. **21** is a top view thereof;
FIG. **22** is a bottom view thereof;
FIG. **23** is a top front perspective view of the accessory holder insert of FIG. **1**;
FIG. **24** is a front view thereof;
FIG. **25** is a rear view thereof;
FIG. **26** is a left side view thereof;
FIG. **27** is a right side view thereof;
FIG. **28** is a top view thereof;
FIG. **29** is a bottom view thereof;
FIG. **30** is a top front perspective view of the base of FIG. **1**;

(Continued)

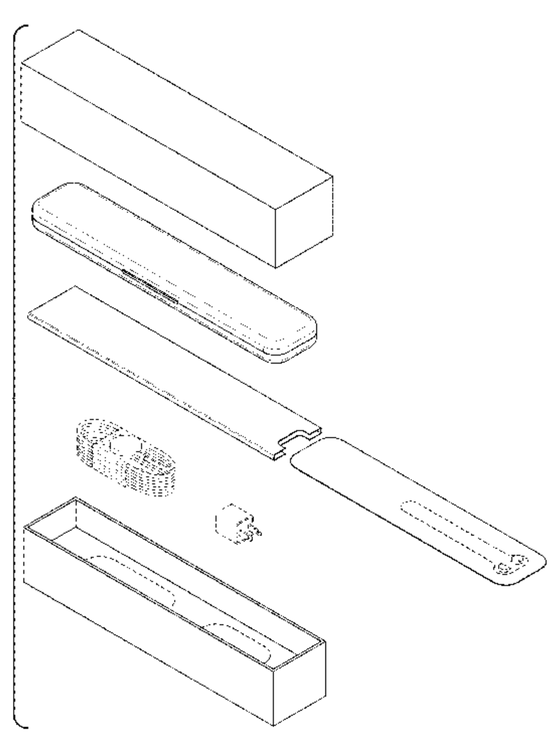

FIG. **31** is a front view thereof;
FIG. **32** is a rear view thereof;
FIG. **33** is a left side view thereof;
FIG. **34** is a right side view thereof;
FIG. **35** is a top view thereof; and,
FIG. **36** is a bottom view thereof.
The broken lines in the figures show portions of the package that form no part of the claimed design.

1 Claim, 20 Drawing Sheets

Related U.S. Application Data

continuation of application No. 29/519,936, filed on Mar. 9, 2015, now Pat. No. Des. 774,899.

(58) **Field of Classification Search**
USPC D7/392.1; D3/313; D11/131.1; D14/480.3; D1/106; D30/101; D26/85; D6/300; 206/349, 320
CPC B65D 5/6664; B25H 3/006
See application file for complete search history.

(56) **References Cited**

U.S. PATENT DOCUMENTS

3,679,093 A * 7/1972 Chang A47G 19/03 206/542
D308,941 S * 7/1990 Kong D7/505
D356,499 S * 3/1995 Cautereels D9/434
5,441,152 A * 8/1995 Estes B25H 3/006 206/349
D368,221 S * 3/1996 Montague D9/722
D372,582 S * 8/1996 Beaty D3/313
D398,524 S * 9/1998 Waterhouse D9/737
6,305,539 B1 * 10/2001 Sanders, Jr. B65D 5/6664 206/320
D527,674 S * 9/2006 Biglarians D11/131.1
D564,830 S * 3/2008 Holmes D7/392
D605,469 S * 12/2009 Wingfield D7/505
D647,532 S * 10/2011 Busch D14/480.3
D661,186 S * 6/2012 Snyder 435/447
D679,181 S * 4/2013 Vogel D9/443
D688,027 S * 8/2013 Smith D1/106
D698,199 S * 1/2014 Yessin D7/392.1
D704,987 S * 5/2014 Stamper D7/392.1
D714,143 S * 9/2014 Hodge D9/438
D734,898 S * 7/2015 Lutz D30/101
D735,577 S * 8/2015 Lee D9/436
D738,027 S * 9/2015 Wang D26/85
D740,117 S * 10/2015 Nichols D9/456
D741,069 S * 10/2015 Vanderheyden D6/300
D744,855 S * 12/2015 Akana D9/432
D746,599 S * 1/2016 Olson D6/300
D764,285 S 8/2016 Akana et al.
D773,927 S 12/2016 Cernokus et al.

* cited by examiner

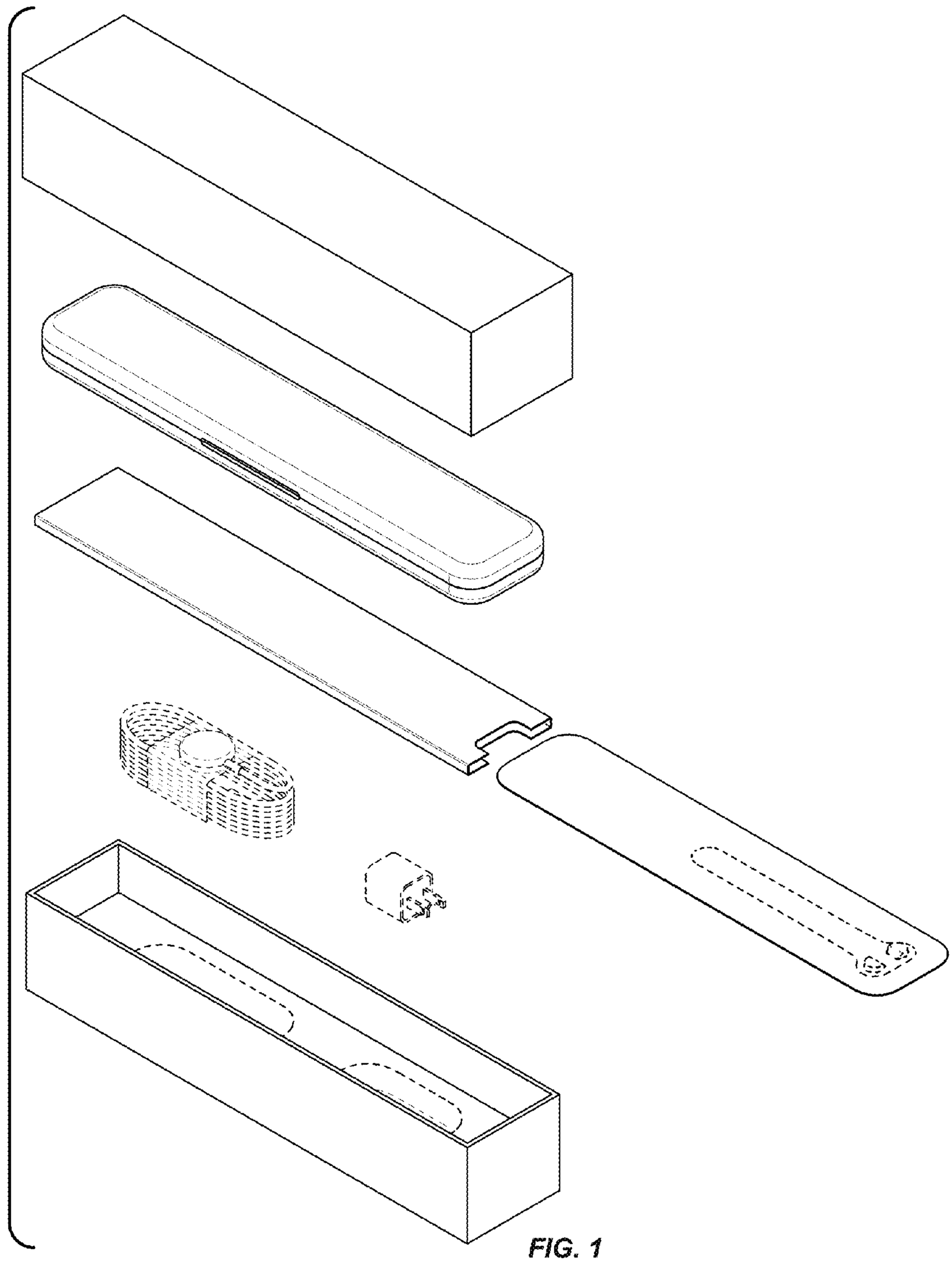

FIG. 1

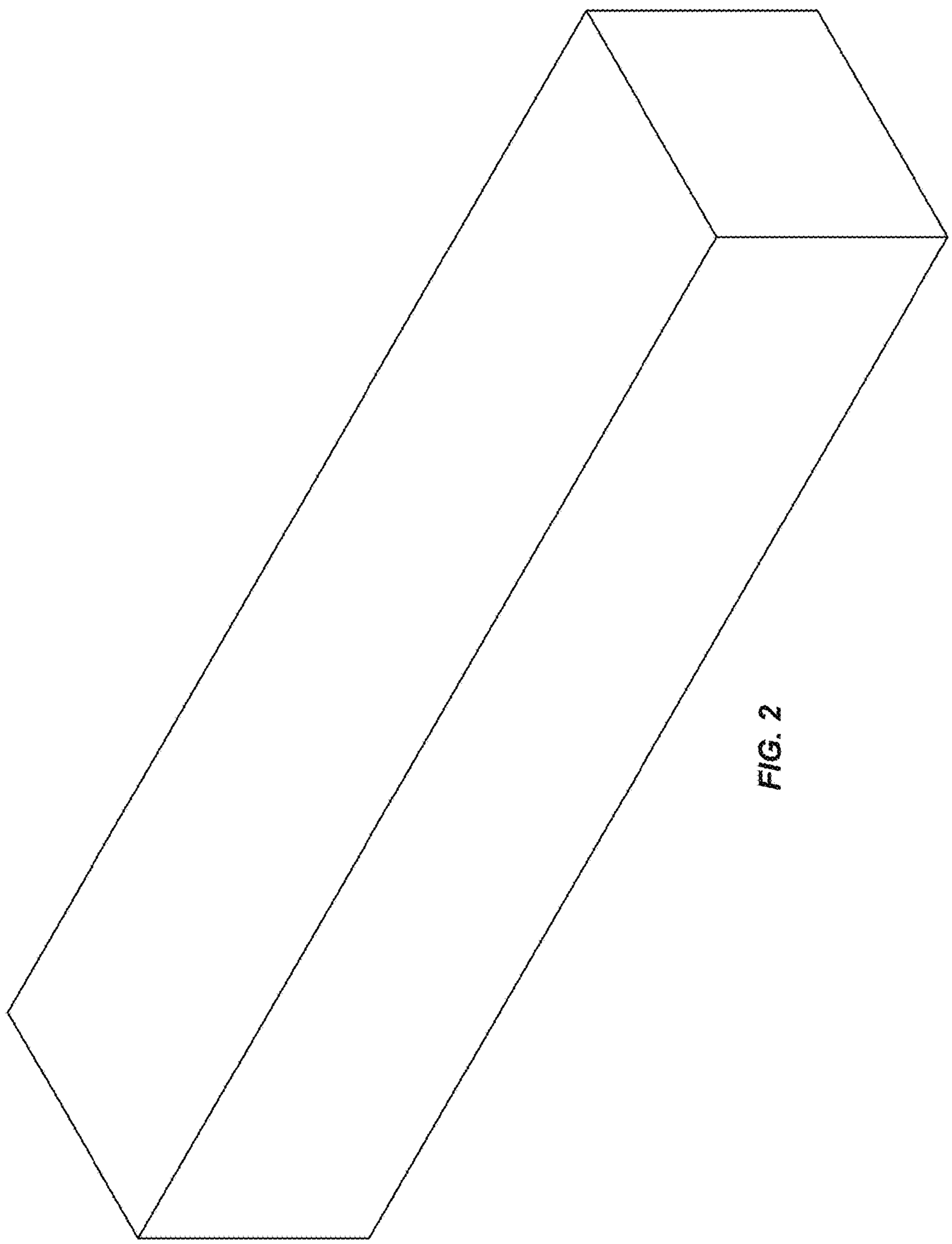

FIG. 2



FIG. 3



FIG. 4



FIG. 6



FIG. 5



FIG. 7



FIG. 8



FIG. 9



FIG. 10



FIG. 11

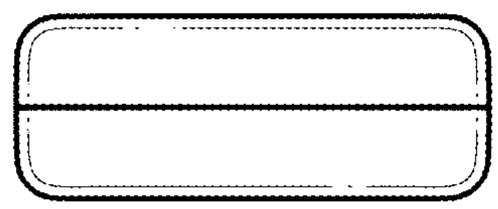

FIG. 12

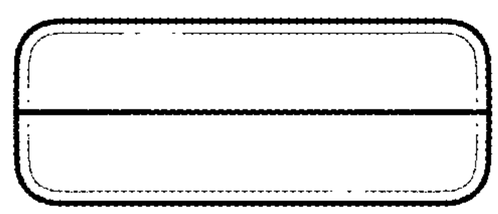

FIG. 13



FIG. 14



FIG. 15

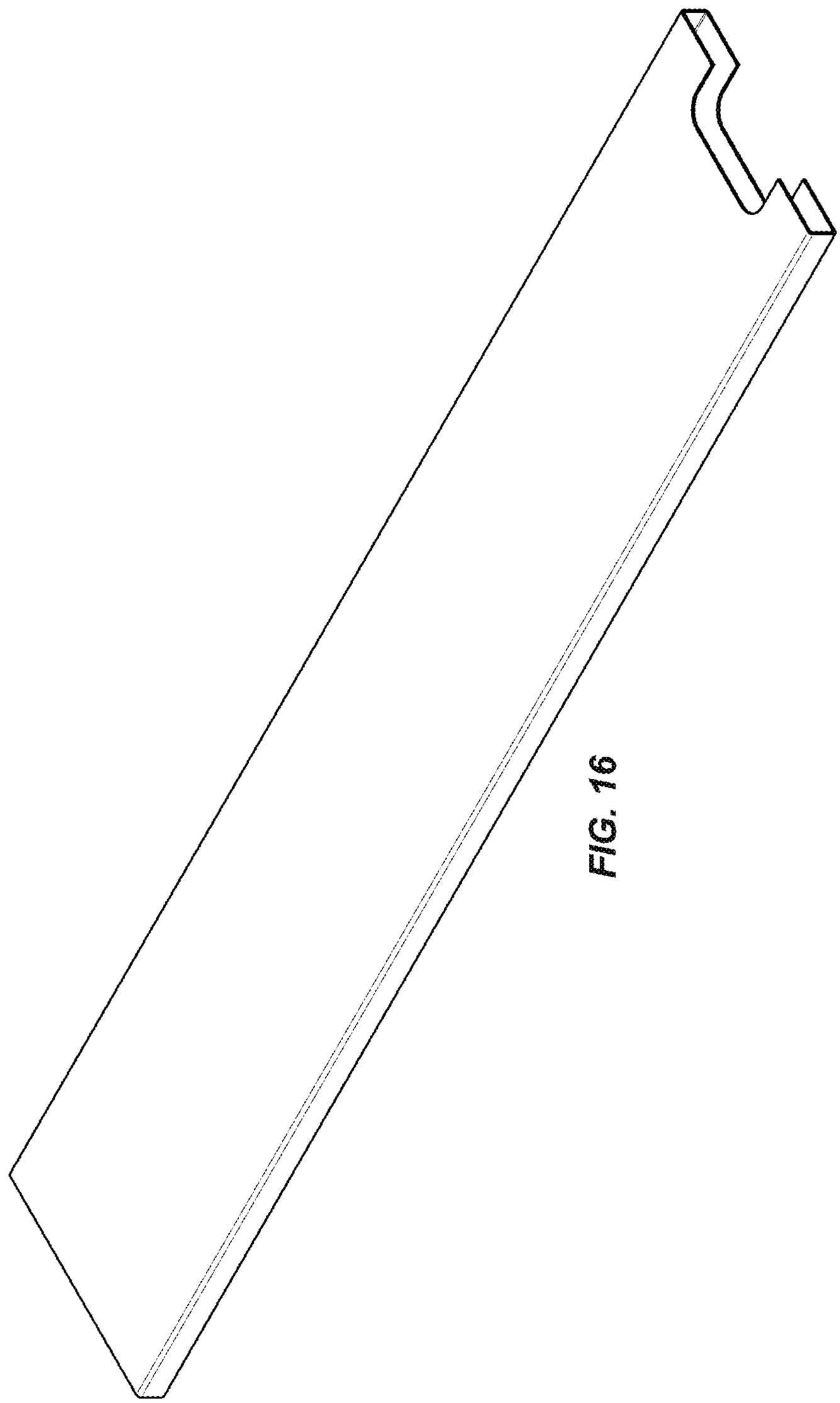

FIG. 16

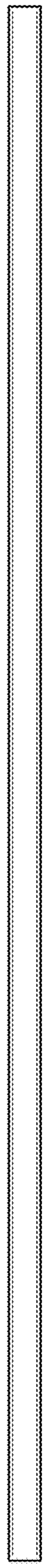

FIG. 17



FIG. 18



FIG. 19



FIG. 20



FIG. 21



FIG. 22

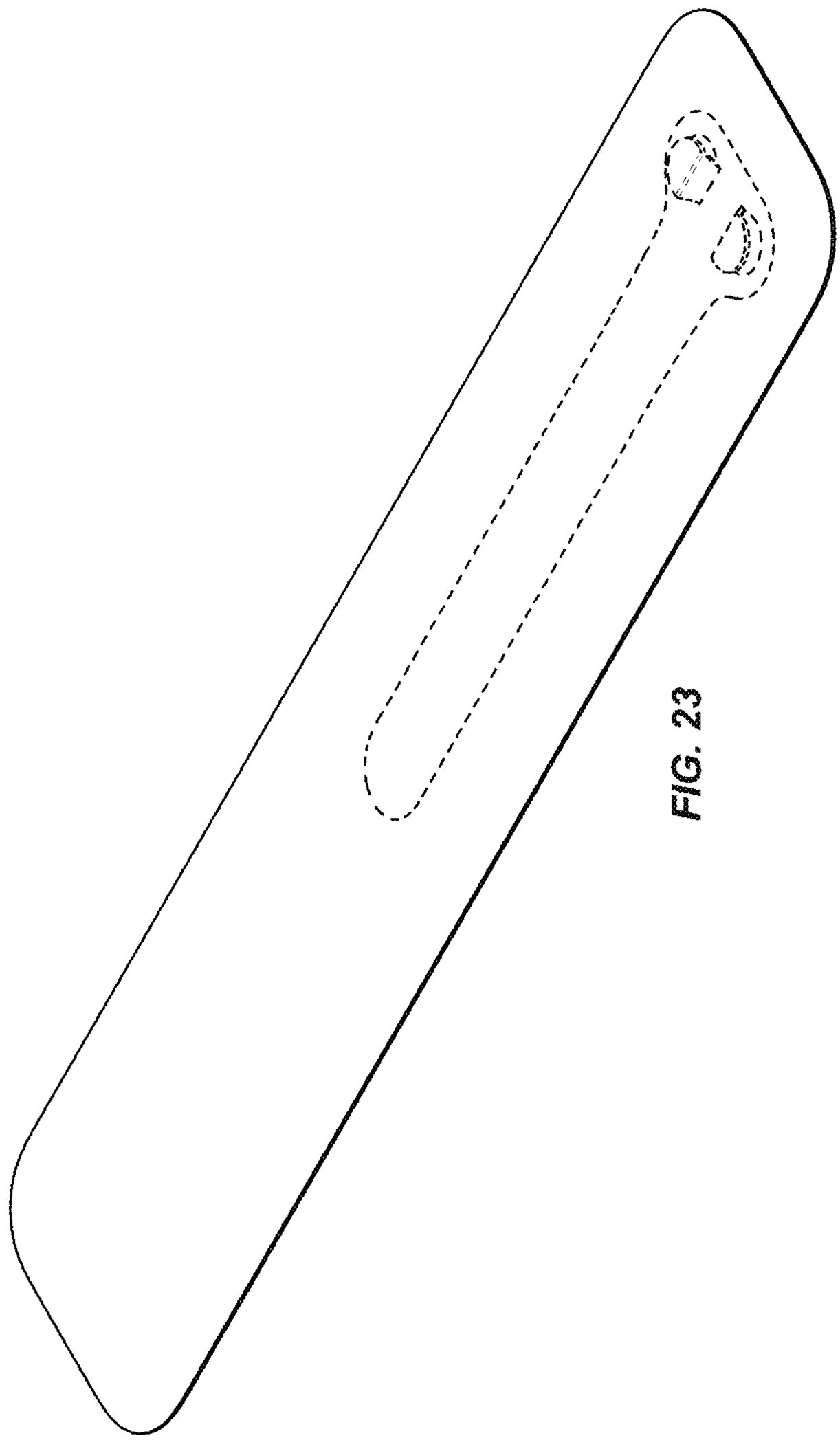

FIG. 23



FIG. 24

FIG. 25



FIG. 26

FIG. 27

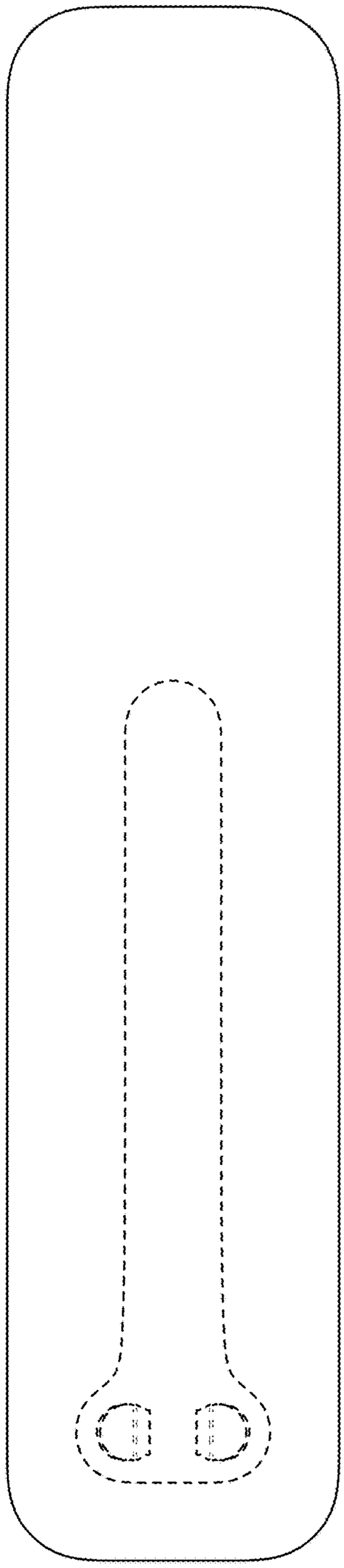

FIG. 28



FIG. 29

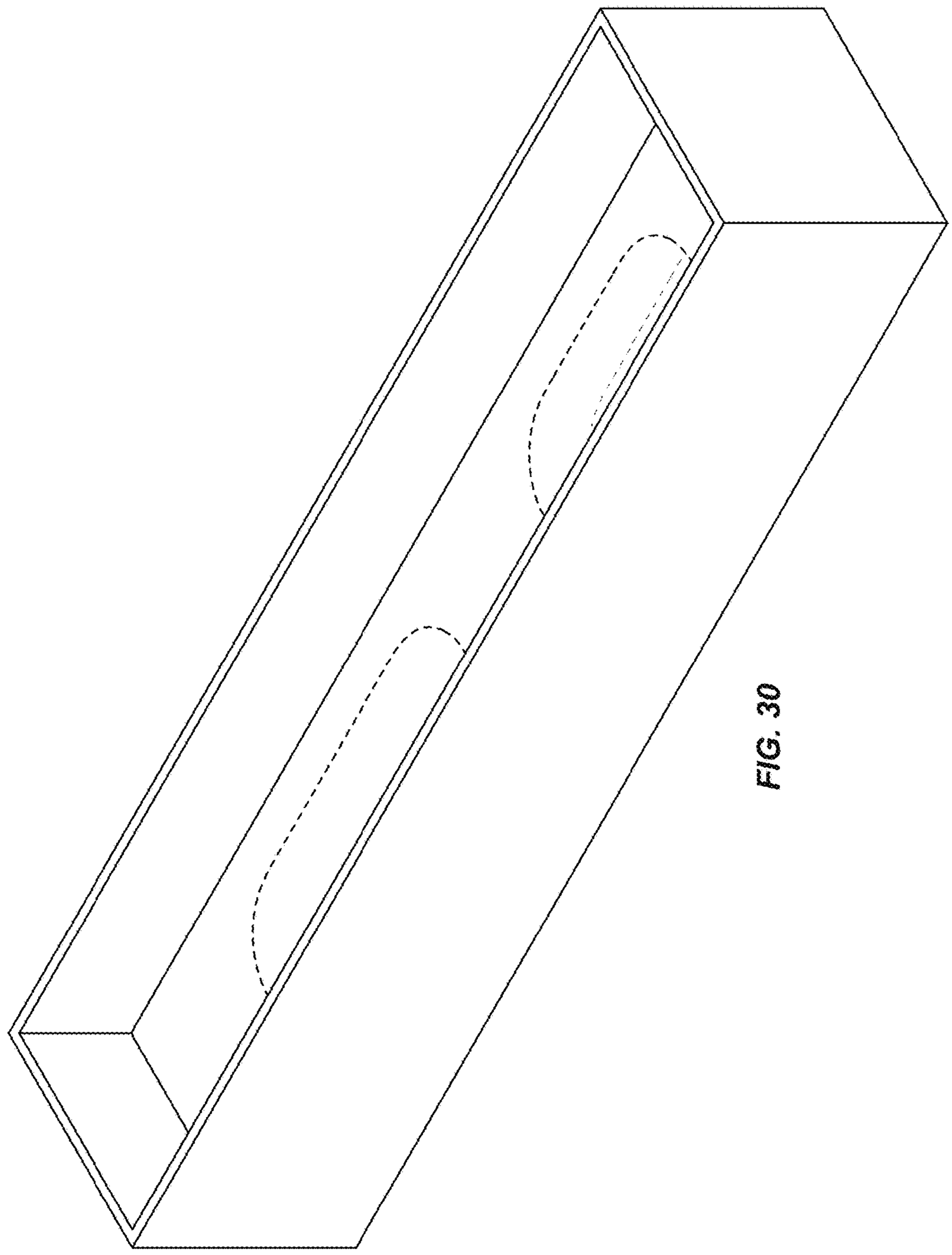

FIG. 30



FIG. 31



FIG. 32



FIG. 34



FIG. 33

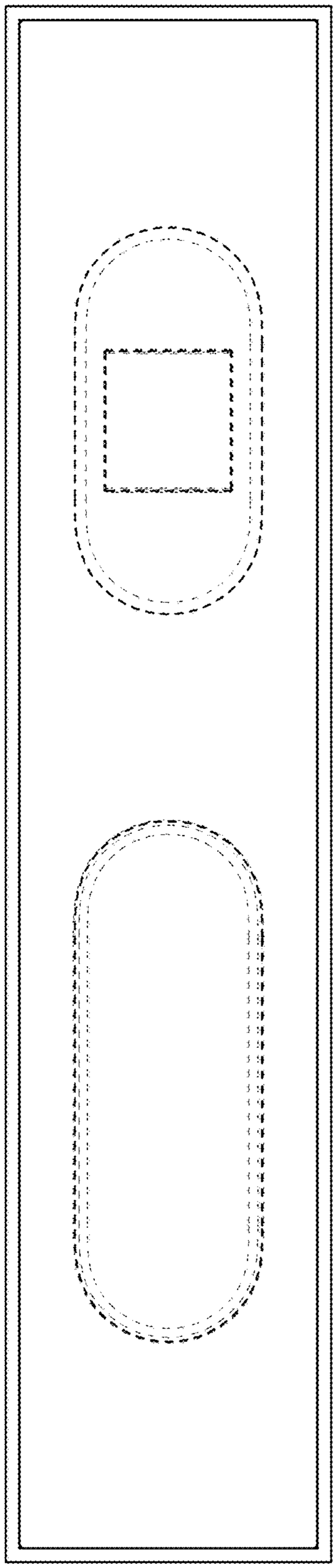

FIG. 35



FIG. 36