



US00D800542S

(12) **United States Design Patent**
O’Dea et al.

(10) **Patent No.:** **US D800,542 S**
(45) **Date of Patent:** **** Oct. 24, 2017**

(54) **CLIP**
(71) Applicant: **Crospon Limited**, Dangan, Galway (IE)
(72) Inventors: **John O’Dea**, Bearnna (IE); **Richard Kiely**, Oranmore (IE)
(73) Assignee: **Crospon Limited**, Dangan, Galway (IE)
(**) Term: **15 Years**
(21) Appl. No.: **29/572,756**
(22) Filed: **Jul. 29, 2016**
(30) **Foreign Application Priority Data**

Jul. 13, 2016 (EM) 001450886-0001

(51) **LOC (10) Cl.** **08-05**

(52) **U.S. Cl.**
USPC **D8/367**

(58) **Field of Classification Search**
USPC D8/367, 354, 349, 394, 372; D3/228;
224/247, 197
CPC F16L 3/13; F16L 3/26; A47G 23/0225;
A47G 25/06; A47G 1/16; A47F 5/0846;
A47F 5/02; H02G 11/003; D06F 55/00;
E04H 17/10; A45F 5/02
See application file for complete search history.

(56) **References Cited**

U.S. PATENT DOCUMENTS

1,906,267 A * 5/1933 Hogg B43K 23/001
131/258
3,966,157 A * 6/1976 Corral A47G 1/20
248/217.3
D253,079 S * 10/1979 Hill D6/552

4,244,542 A * 1/1981 Mathews F16L 3/222
138/112
4,618,114 A * 10/1986 McFarland F16L 3/13
248/220.21
D364,555 S * 11/1995 Neiert D8/396
5,667,177 A * 9/1997 Van Leeuwen F16B 2/245
248/73
D393,795 S * 4/1998 Bernstein D8/373
D417,141 S * 11/1999 Senninger D8/395
D426,577 S * 6/2000 Mackey D19/32
D473,128 S * 4/2003 Costa D8/396
D474,968 S * 5/2003 Hicks D9/435
6,612,525 B2 * 9/2003 Bagdi F16B 21/02
248/71
D490,690 S * 6/2004 Brass D8/354
(Continued)

Primary Examiner — Cynthia Underwood
(74) *Attorney, Agent, or Firm* — Sughrue Mion, PLLC

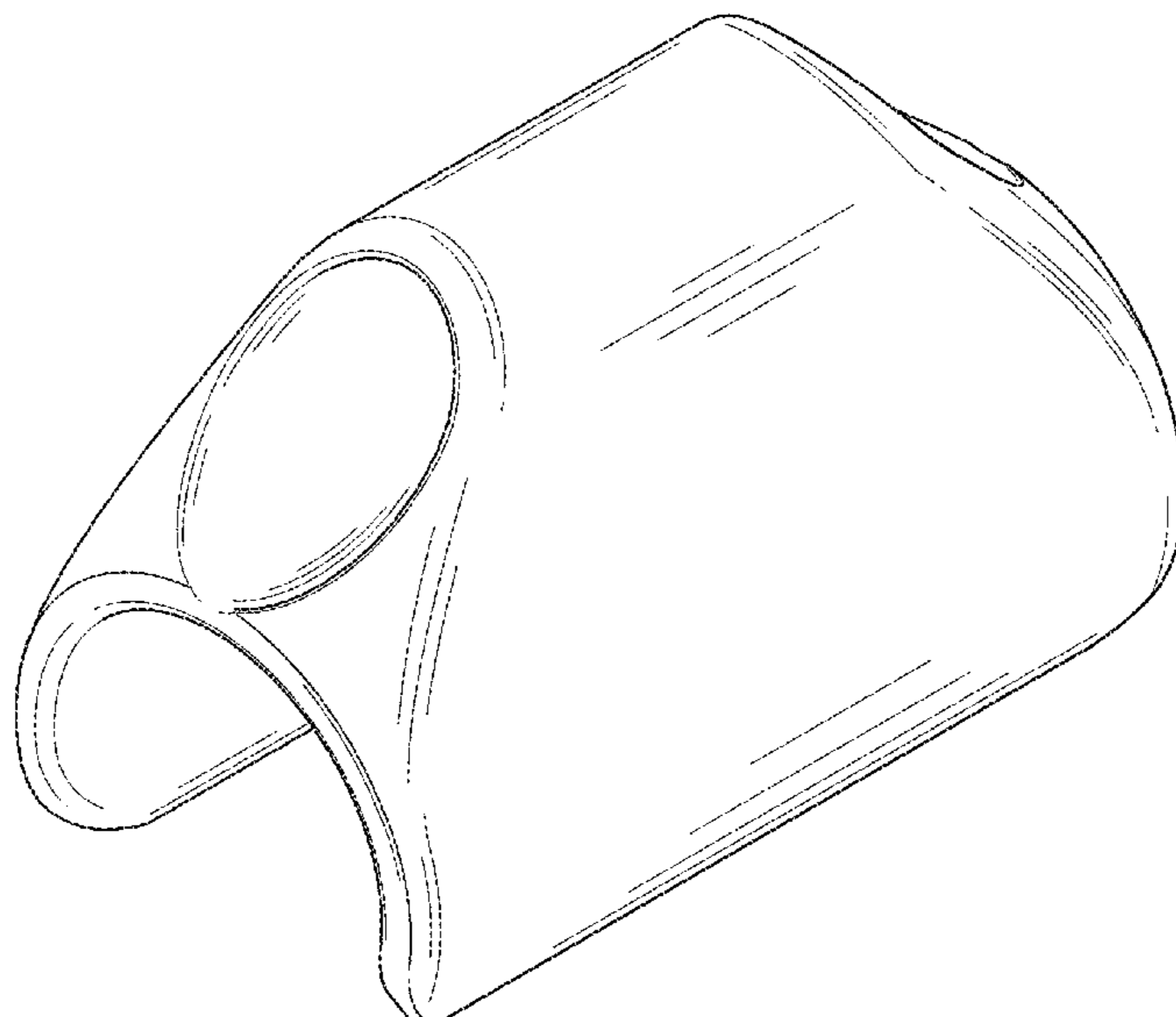
(57) **CLAIM**

The ornamental design for a clip, as shown and described.

DESCRIPTION

FIG. 1 is a perspective view of the clip illustrating the clip from the top, the front and one side,
FIG. 2 is a perspective view of the clip of FIG. 1 illustrating the clip from the top, the rear and the other side to that of FIG. 1,
FIG. 3 is an underneath perspective view of the clip of FIG. 1 from the bottom, the front and one side,
FIG. 4 is a front end elevational view of the clip of FIG. 1,
FIG. 5 is a rear end elevational view of the clip of FIG. 1,
FIG. 6 is a side elevational view of the clip of FIG. 1 from one side thereof,
FIG. 7 is a side elevational view of the clip of FIG. 1 from the other side to that of FIG. 6,
FIG. 8 is a top plan view of the clip of FIG. 1; and,
FIG. 9 is an underneath plan view of the clip of FIG. 1.

1 Claim, 9 Drawing Sheets



(56)

References Cited

U.S. PATENT DOCUMENTS

7,225,745 B2 * 6/2007 Schwerdlin A47B 3/00
 108/118
 D601,880 S * 10/2009 Veilleux D8/367
 D614,995 S * 5/2010 Pontaoe D11/212
 D629,673 S * 12/2010 Shaha D8/367
 8,113,476 B2 * 2/2012 Serio A47G 1/20
 248/206.5
 D661,570 S * 6/2012 Fox D8/356
 8,387,217 B1 * 3/2013 Hinds A63B 21/00065
 24/134 R
 D680,262 S * 4/2013 Mansfield D27/161
 D682,663 S * 5/2013 Evon D8/367
 D688,936 S * 9/2013 Chen D8/354
 D699,097 S * 2/2014 Chung D8/354
 D700,829 S * 3/2014 Nanbu D8/367
 D707,110 S * 6/2014 Veilleux D8/367
 D709,355 S * 7/2014 Berger D8/356
 D712,725 S * 9/2014 Wu D8/367
 D713,712 S * 9/2014 Beversluis D8/396
 D719,438 S * 12/2014 Veilleux D8/367
 D720,985 S * 1/2015 Veilleux D8/367

D729,046 S * 5/2015 Paik D8/367
 D732,009 S * 6/2015 Bak D14/229
 D735,554 S * 8/2015 Solberg D8/349
 D739,221 S * 9/2015 Sendra-Gonzalez .. F24J 2/5203
 D8/349
 D740,110 S * 10/2015 Luoma D8/394
 D745,379 S * 12/2015 Lindsay D8/373
 D747,180 S * 1/2016 Burcar D8/367
 D756,205 S * 5/2016 New D8/367
 D760,583 S * 7/2016 Weilage D8/395
 D761,100 S * 7/2016 Divers D8/396
 D764,901 S * 8/2016 Esparza D8/367
 D766,711 S * 9/2016 Babbage D8/394
 9,435,071 B2 * 9/2016 Welsh, Jr.
 2006/0215868 A1 * 9/2006 Okamura H04R 1/105
 381/381
 2009/0146021 A1 * 6/2009 Becker F16L 3/02
 248/68.1
 2010/0164432 A1 * 7/2010 Yang H02J 7/0044
 320/111
 2015/0342331 A1 * 12/2015 Tom A45F 5/021
 224/666
 2017/0120839 A1 * 5/2017 Harris B60R 11/00

* cited by examiner

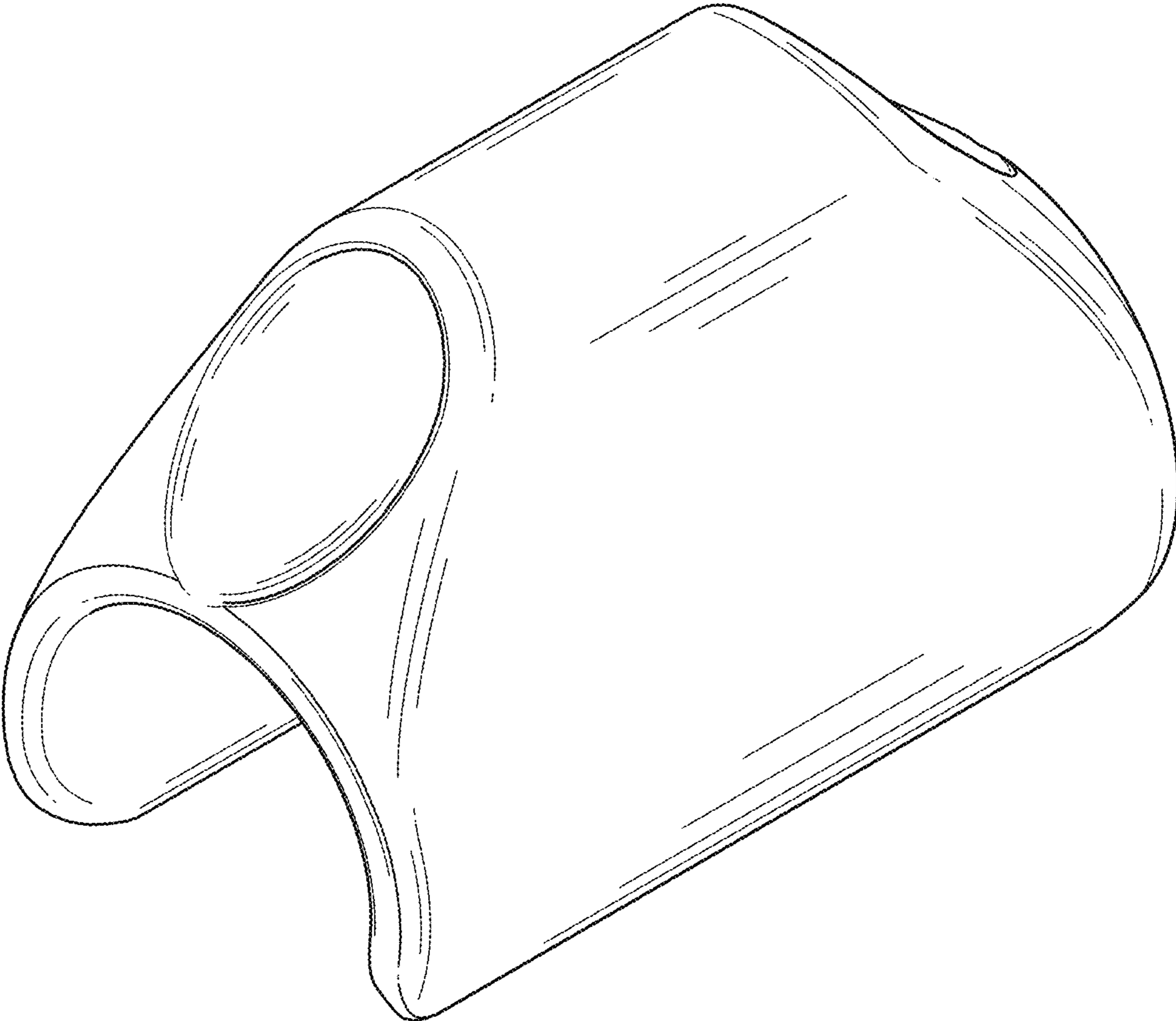


Fig. 1

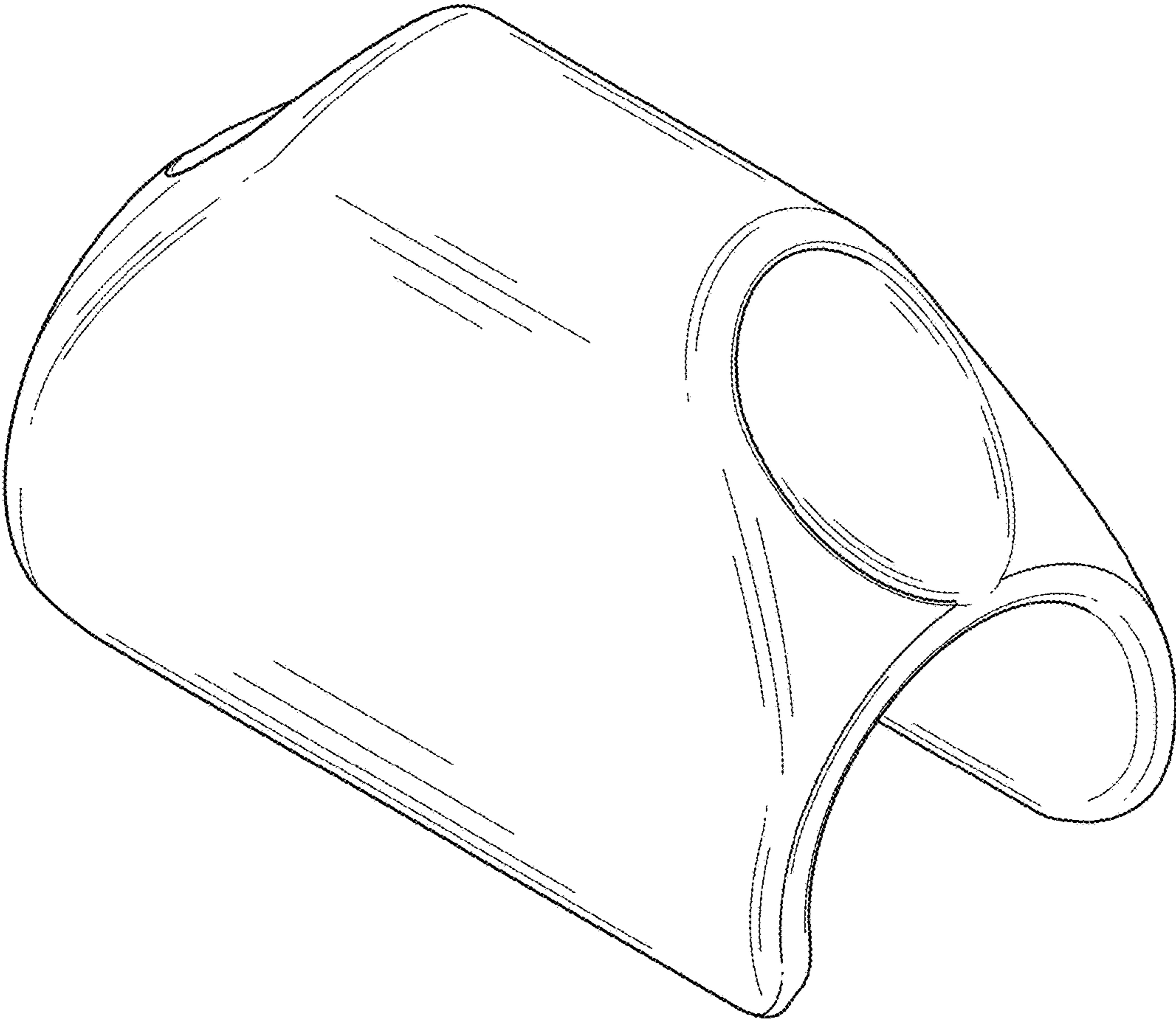


Fig. 2

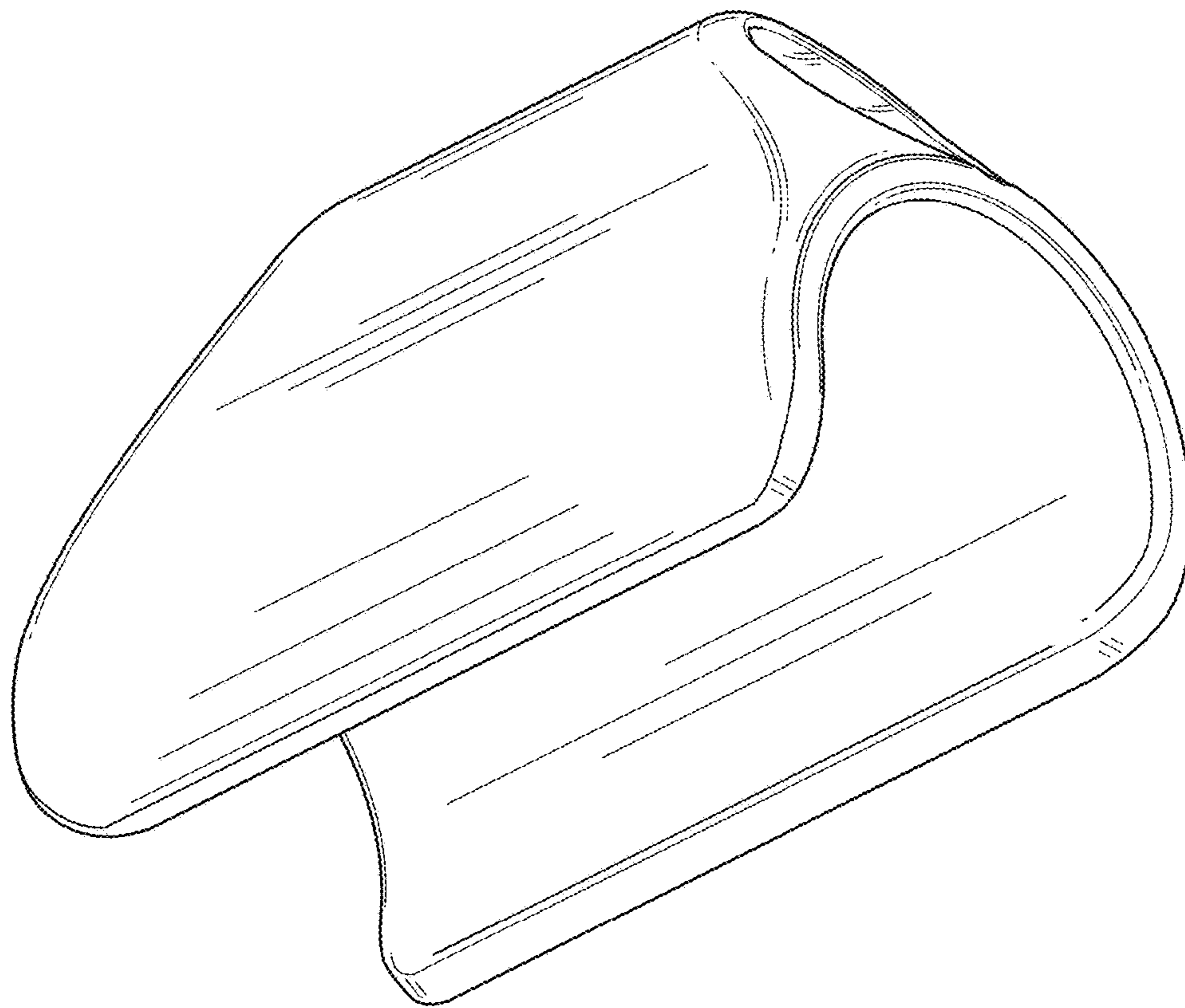


Fig. 3

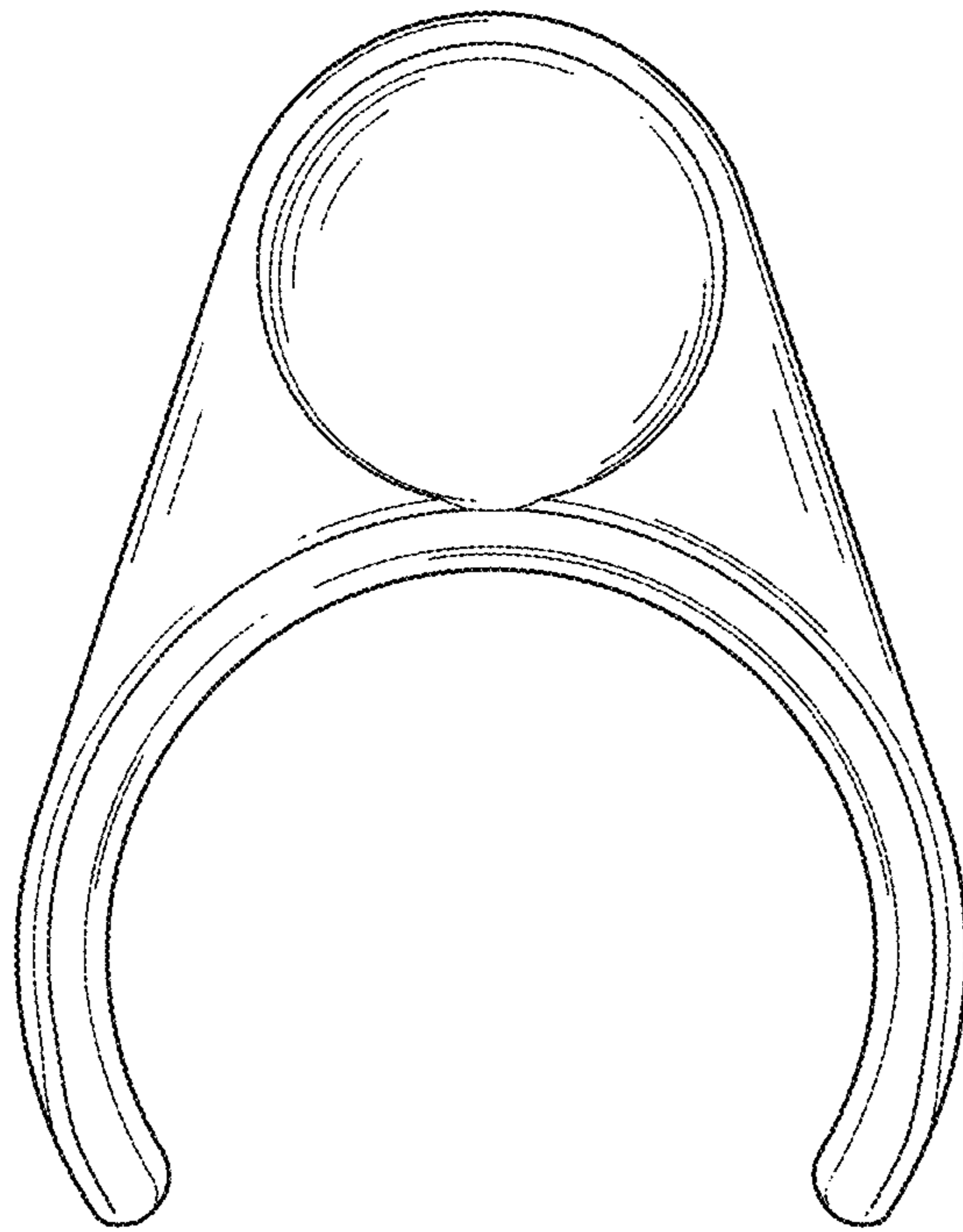


Fig. 4

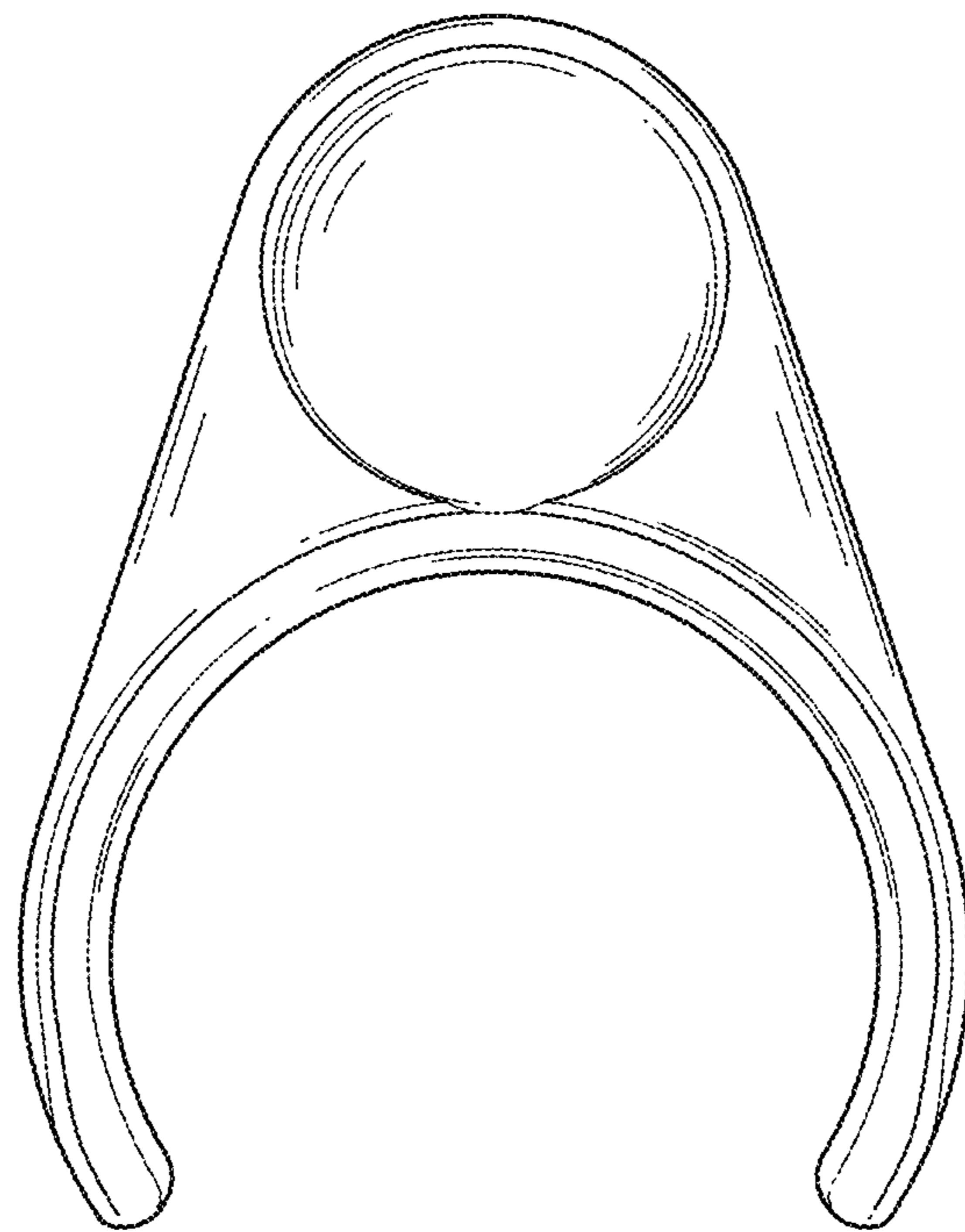


Fig. 5

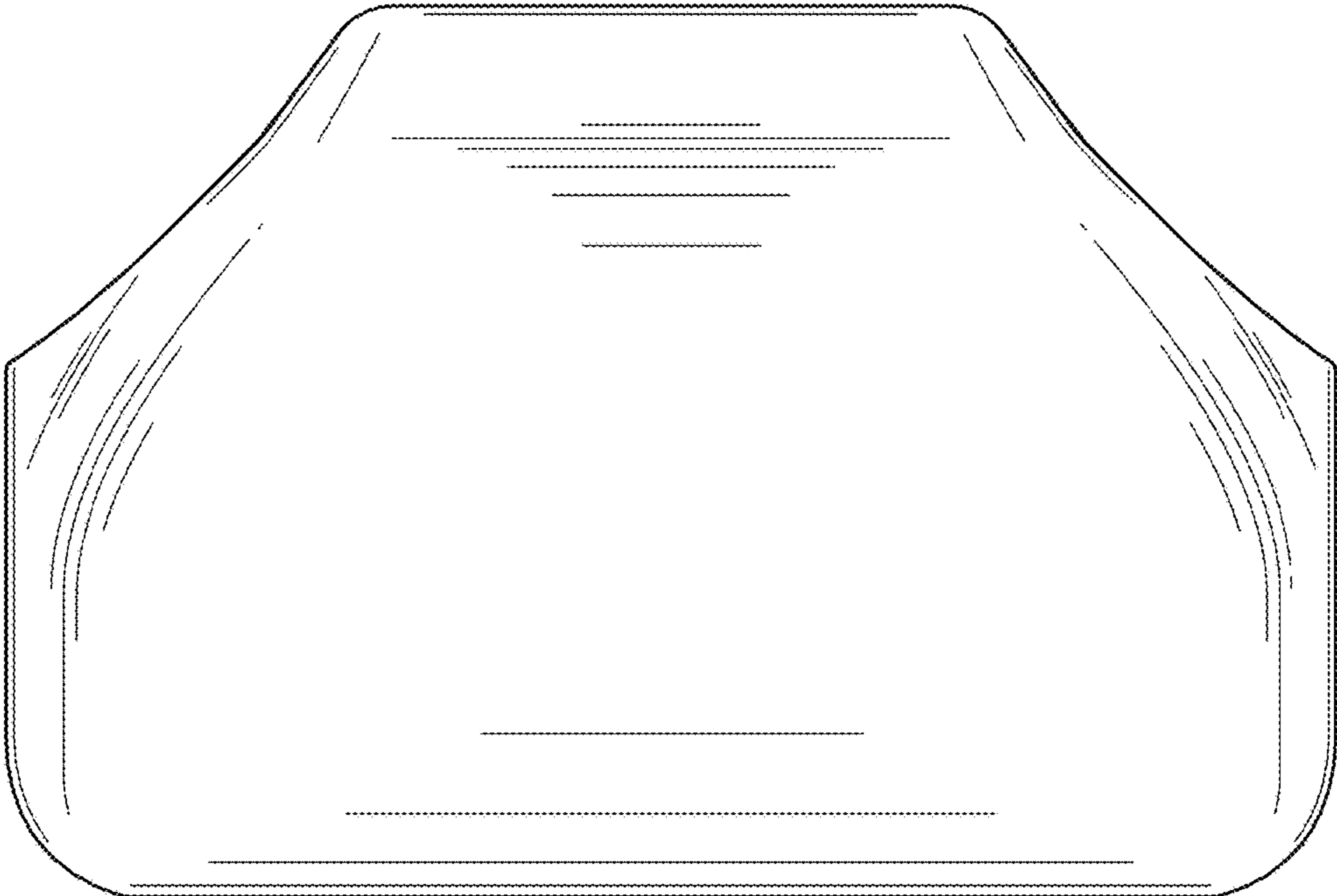


Fig. 6

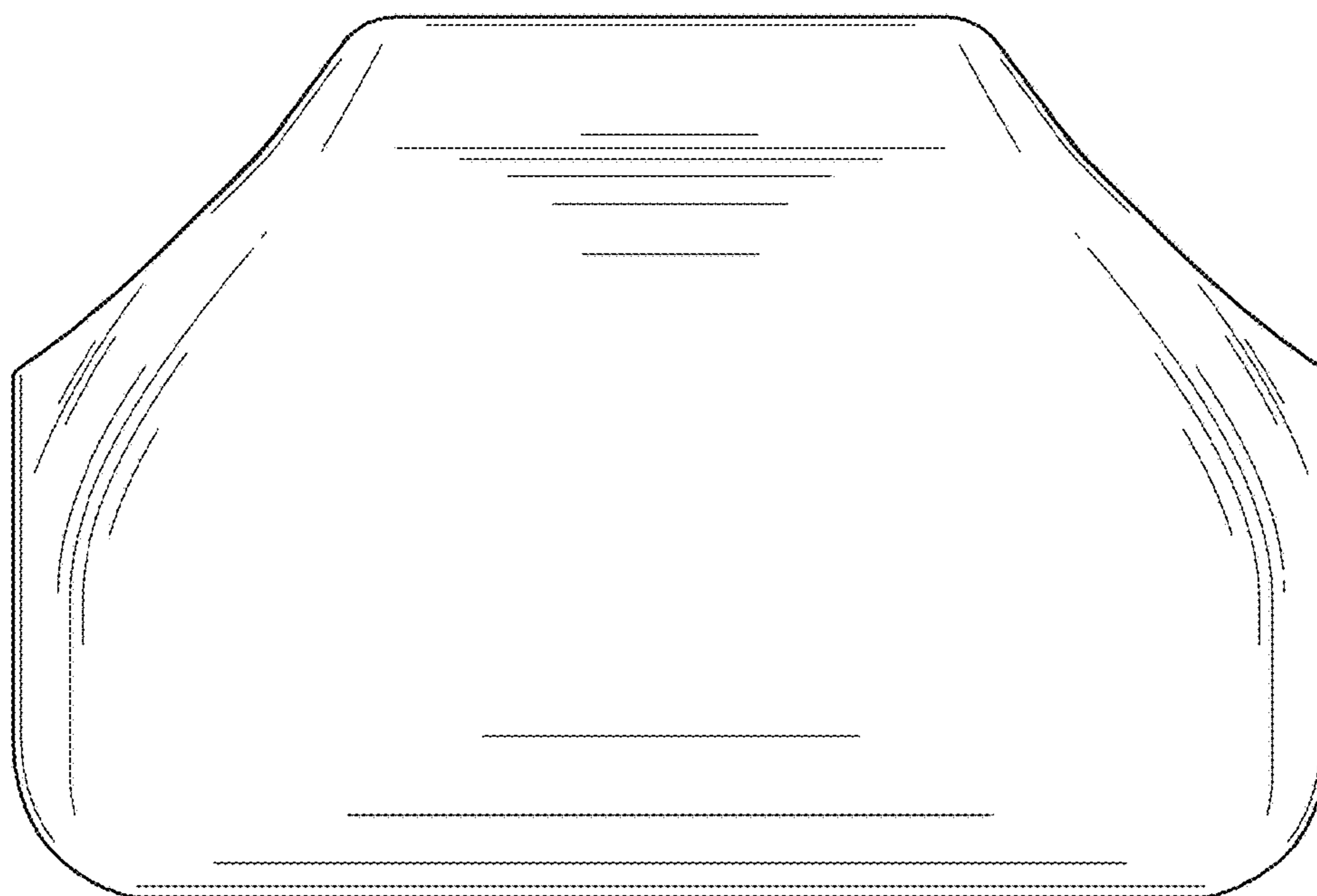


Fig. 7

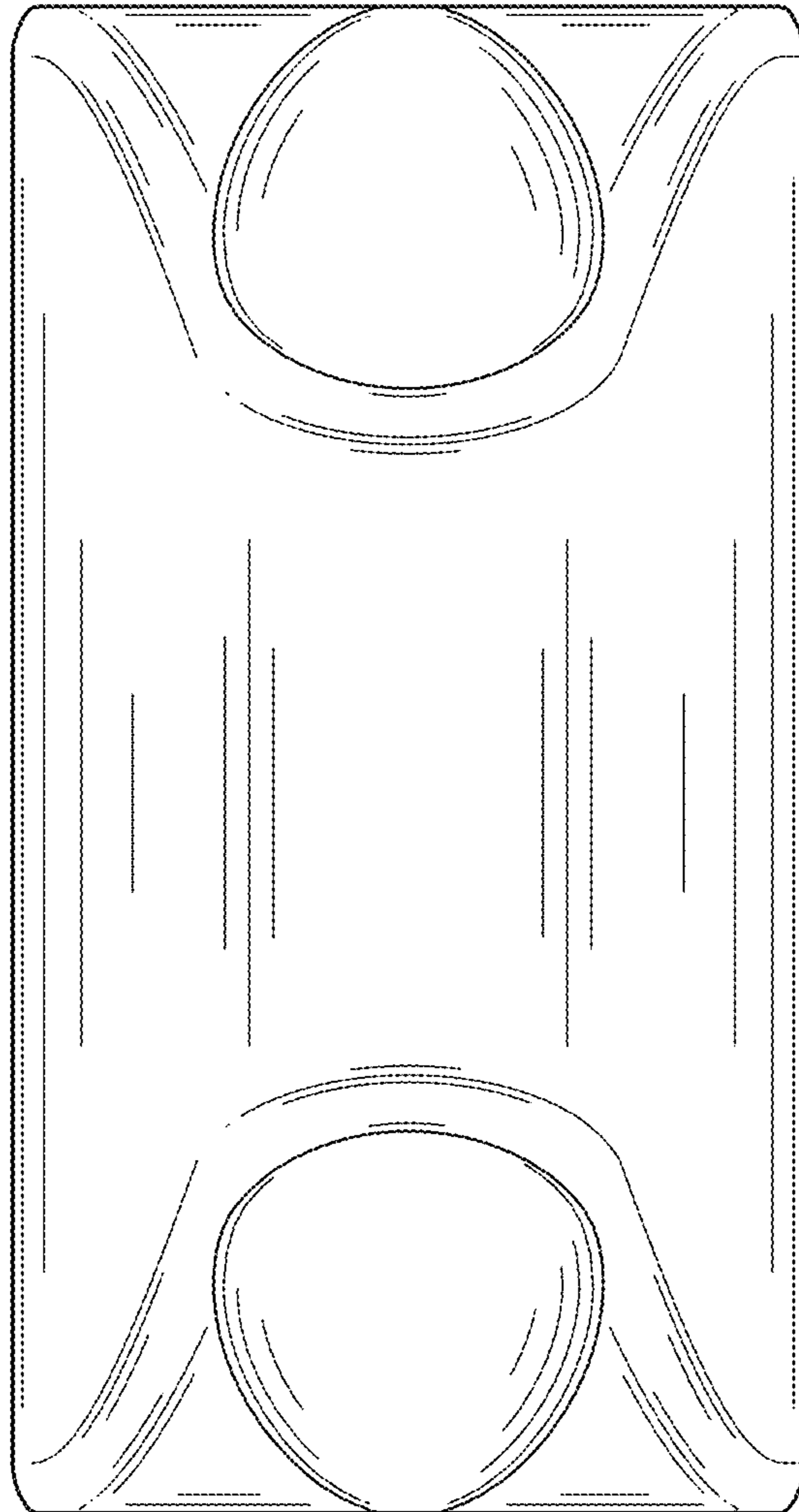


Fig. 8




Fig. 9