



US00D800530S

(12) **United States Design Patent** (10) **Patent No.:** **US D800,530 S**
Åstradsson et al. (45) **Date of Patent:** **** Oct. 24, 2017**

(54) **KNIFE SHAFT**
(71) Applicant: **Mora of Sweden AB**, Mora (SE)
(72) Inventors: **Petter Åstradsson**, Vaxholm (SE);
Roger Wikström, Älvdalen (SE);
Markus Leijon, Mora (SE)
(73) Assignee: **Morakniv AB**, Mora (SE)

D532,278 S * 11/2006 Shih D8/107
D542,619 S * 5/2007 Hung D8/107
D562,103 S * 2/2008 Lin D8/107
D610,433 S * 2/2010 Garcia D8/107
D610,895 S * 3/2010 Garcia D8/107
D633,357 S * 3/2011 Garcia D8/83
D651,056 S * 12/2011 Robinson D8/25
D714,112 S * 9/2014 Robinson D8/22
D714,115 S * 9/2014 Robinson D8/25
D730,145 S 5/2015 Eriksson et al.

(**) Term: **15 Years**

OTHER PUBLICATIONS

(21) Appl. No.: **29/556,242**

Morakniv Mora of Sweden: Announced 2016 [online], site visited Feb. 27, 2017. Available from Internet URL: <https://morakniv.se/en/product/eldris-neck-knife-kit/>.*

(22) Filed: **Feb. 29, 2016**

* cited by examiner

(30) **Foreign Application Priority Data**

Dec. 14, 2015 (EM) 002908947

Primary Examiner — John Windmuller

(51) **LOC (10) Cl.** **08-06**

Assistant Examiner — Melvin Davis

(52) **U.S. Cl.**
USPC **D8/107**; D8/98

(74) *Attorney, Agent, or Firm* — Dilworth & Barrese, LLP

(58) **Field of Classification Search**
USPC D8/300, 302, 305, 307, 311, 75, 77, 315,
D8/397, 353, 394, 107, 80, 83, 94, 97,
D8/14, 98, 99, 303; D23/250; D7/401.2,
D7/649; D22/118; 30/340
CPC E05B 1/0015; E05B 1/00; A47B 95/02
See application file for complete search history.

(57) **CLAIM**

The ornamental design for a knife shaft, as shown and described.

(56) **References Cited**

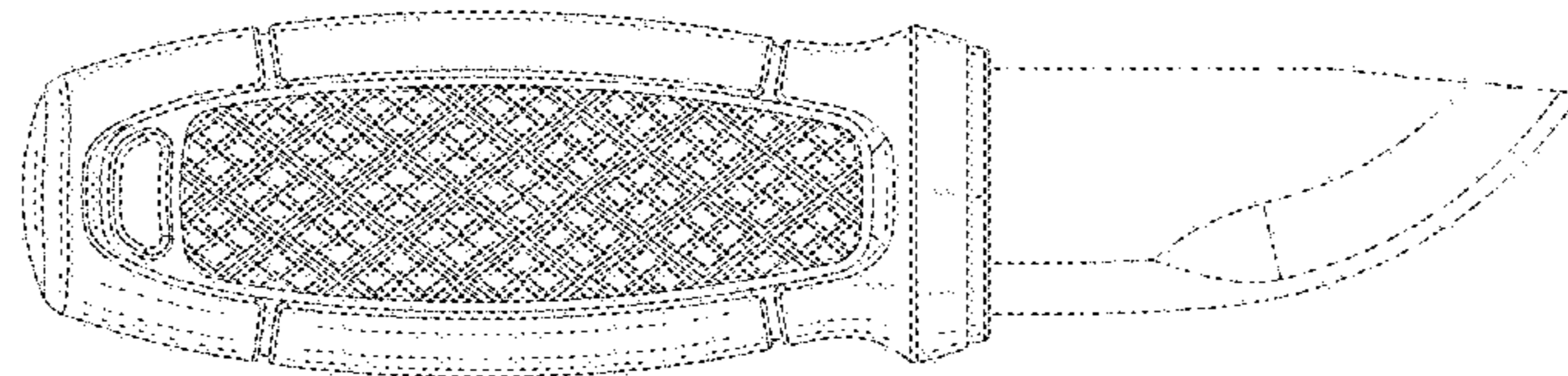
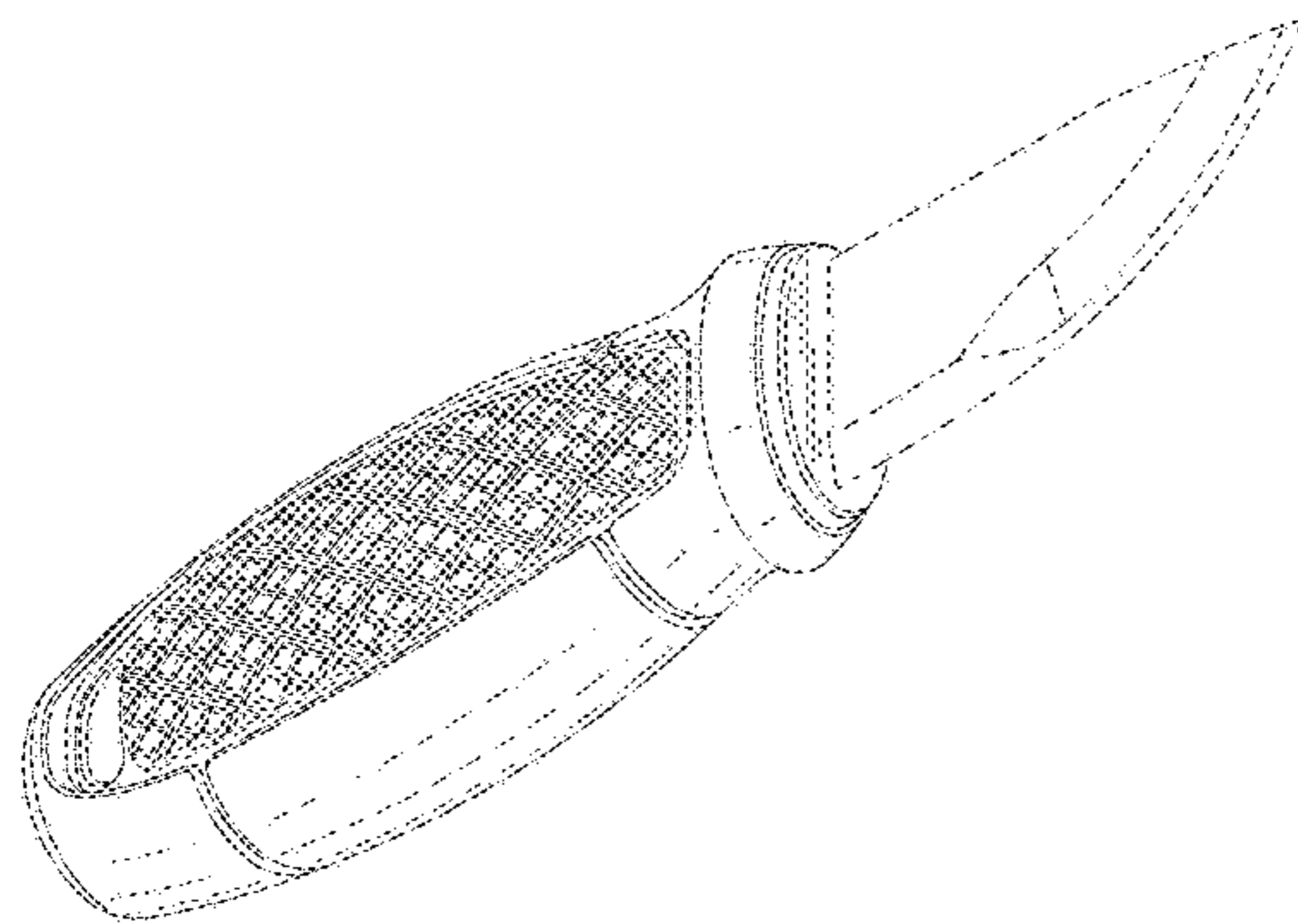
U.S. PATENT DOCUMENTS

D236,579 S * 9/1975 Morhack D7/649
D399,722 S * 10/1998 Eidsmoe D8/107
D420,887 S * 2/2000 Chen D7/395
D517,896 S * 3/2006 Hsu D8/107

DESCRIPTION

FIG. 1 is a left side perspective view of the knife shaft showing our new design;
FIG. 2 is a bottom left side perspective view thereof;
FIG. 3 is a left side elevational view thereof; and,
FIG. 4 is a right side elevational view thereof.
The broken lines in the drawings which define a knife blade form no part of the claimed design.

1 Claim, 3 Drawing Sheets



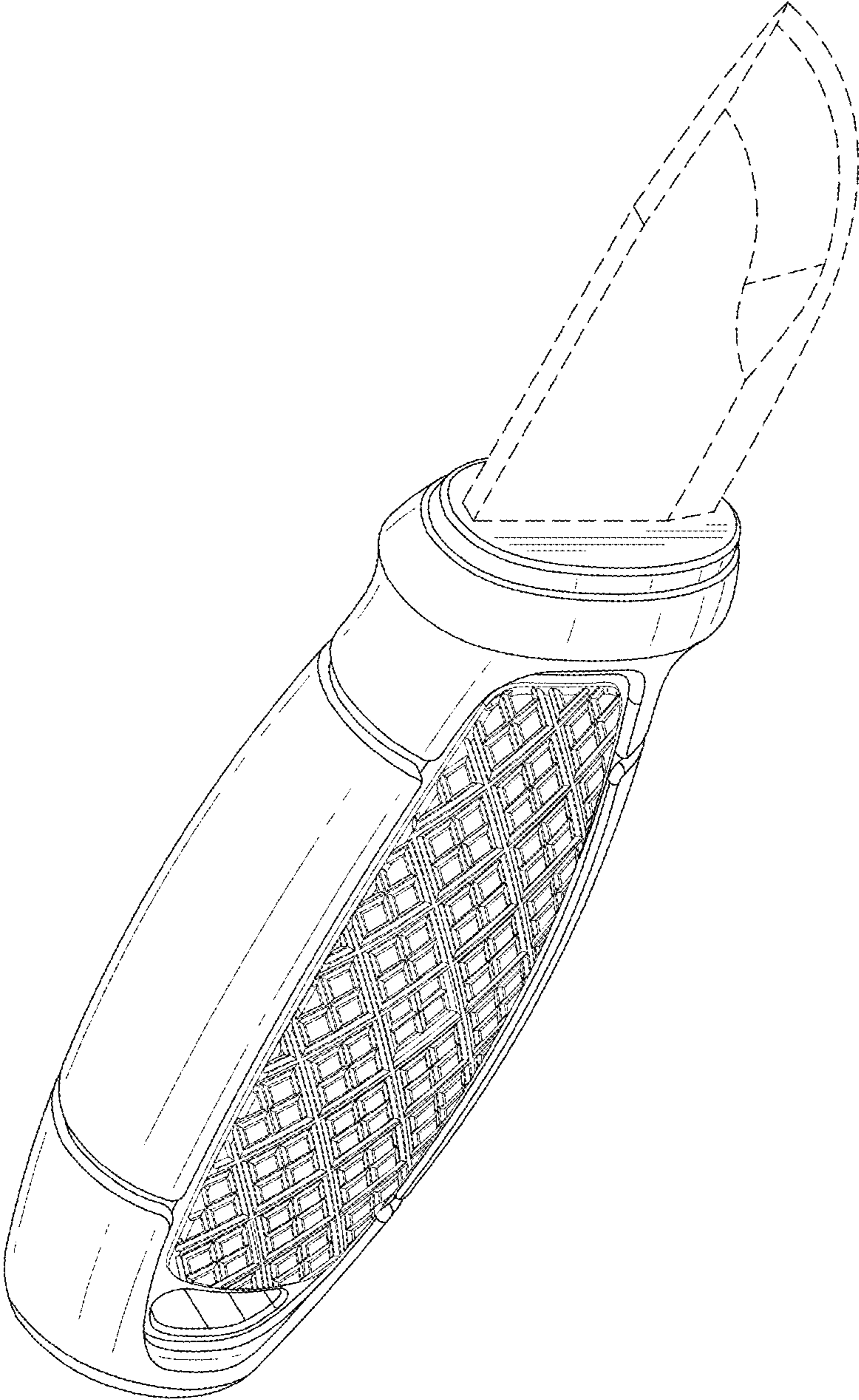


FIG. 1

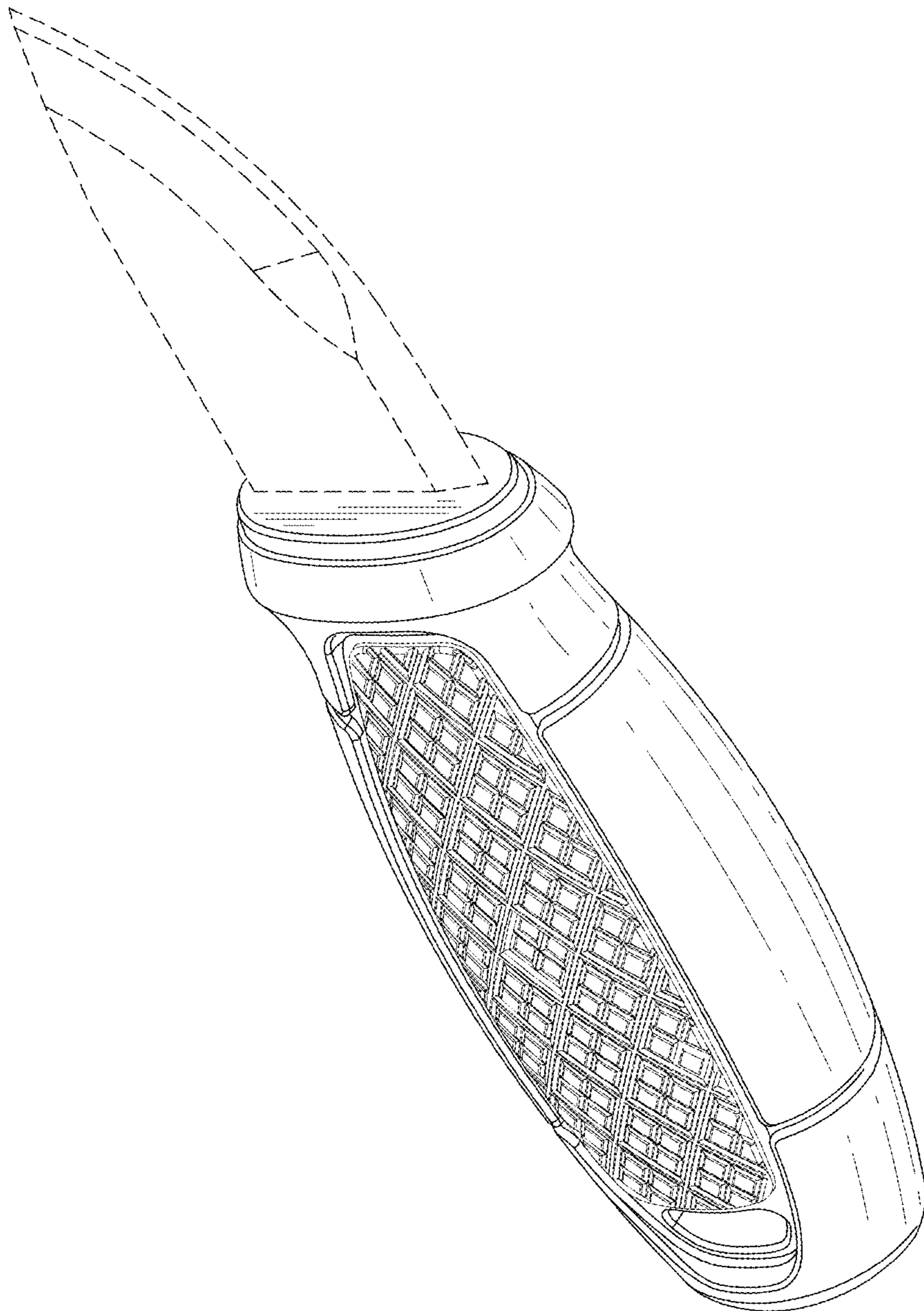


FIG. 2

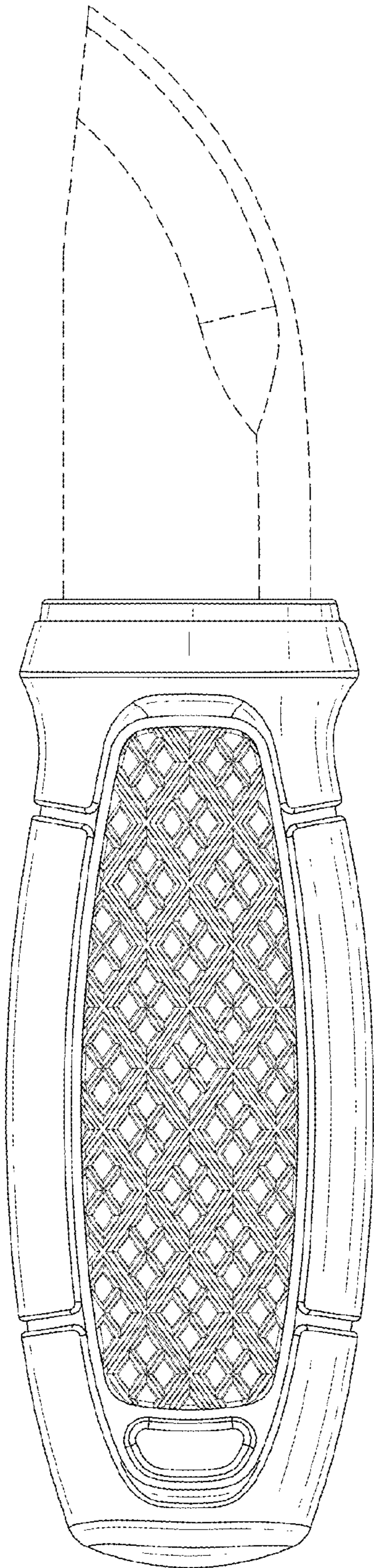


FIG. 3

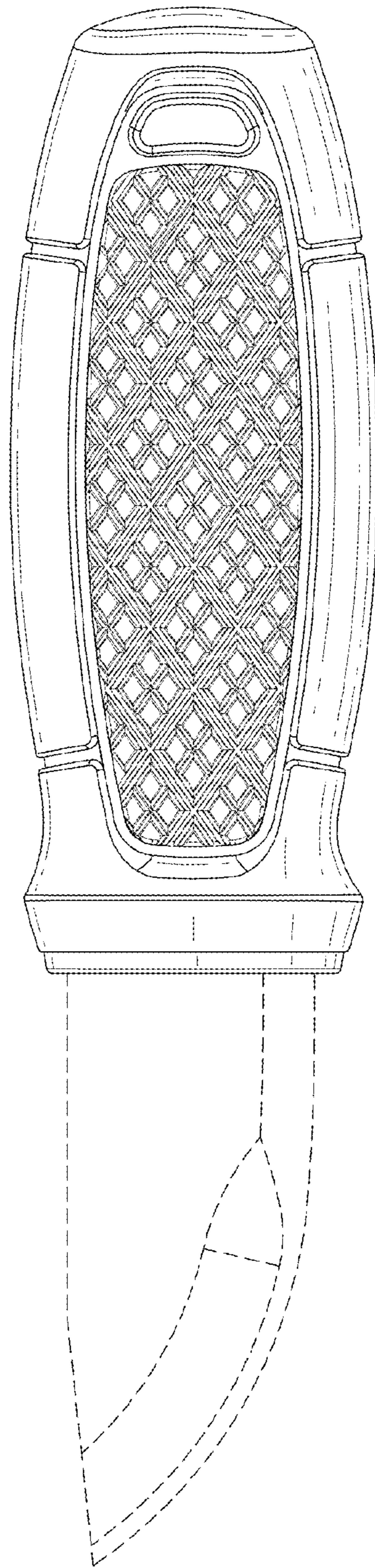


FIG. 4