



US00D800509S

(12) **United States Design Patent** (10) **Patent No.:** **US D800,509 S**
Rummel et al. (45) **Date of Patent:** **** Oct. 24, 2017**

(54) **HOLDER FOR A DRINKING VESSEL**
(71) Applicant: **BRITA GMBH**, Taunusstein (DE)
(72) Inventors: **Christian Rummel**, Benningen (DE);
Tim Storti, Schwieberdingen (DE)
(73) Assignee: **BRITA GMBH**, Taunusstein (DE)

(**) Term: **15 Years**
(21) Appl. No.: **29/574,760**
(22) Filed: **Aug. 18, 2016**

(30) **Foreign Application Priority Data**

Mar. 24, 2016 (EM) 003 040 906

(51) **LOC (10) Cl.** **07-06**
(52) **U.S. Cl.**
USPC **D7/622**

(58) **Field of Classification Search**
USPC D7/619.1-625, 605-608, 707-708, 533,
D7/536, 393, 396.2, 509-511; D9/499,
D9/455, 434, 436, 443
CPC . A45F 5/10; A61J 9/06; B65D 23/106; B65D
23/10; B65D 23/104; B65D 23/0233;
B65D 23/0241; B65D 23/0216; A47G
23/0266; A47G 23/0241; A47G 23/0258;
A47G 23/02; A47J 45/10; A47J 45/077
See application file for complete search history.

(56) **References Cited**

U.S. PATENT DOCUMENTS

D412,938 S * 8/1999 Kesselring D20/28
D528,862 S * 9/2006 Li D7/510

D600,973 S * 9/2009 Lane D7/387
D626,409 S * 11/2010 Hooley D7/622
D699,516 S 2/2014 Kim
D724,896 S 3/2015 Williams
D736,562 S 8/2015 Green
9,694,953 B2* 7/2017 Meyers B65D 47/247

FOREIGN PATENT DOCUMENTS

DE 49912013-0001 2/2000
DE 40011218-0001 11/2000
DE 402010002629-0001 5/2010
DE 402012004085-0012 9/2012
DE 402012004085-0023 9/2012
DE 402012004085-0025 9/2012
EM 000605902-0001 10/2006
EM 000605902-0002 10/2006
JP 1391631 S 7/2009
JP 1509480 S 12/2012

* cited by examiner

Primary Examiner — Terry Wallace

(74) *Attorney, Agent, or Firm* — Hudak, Shunk & Farine
Co., LPA

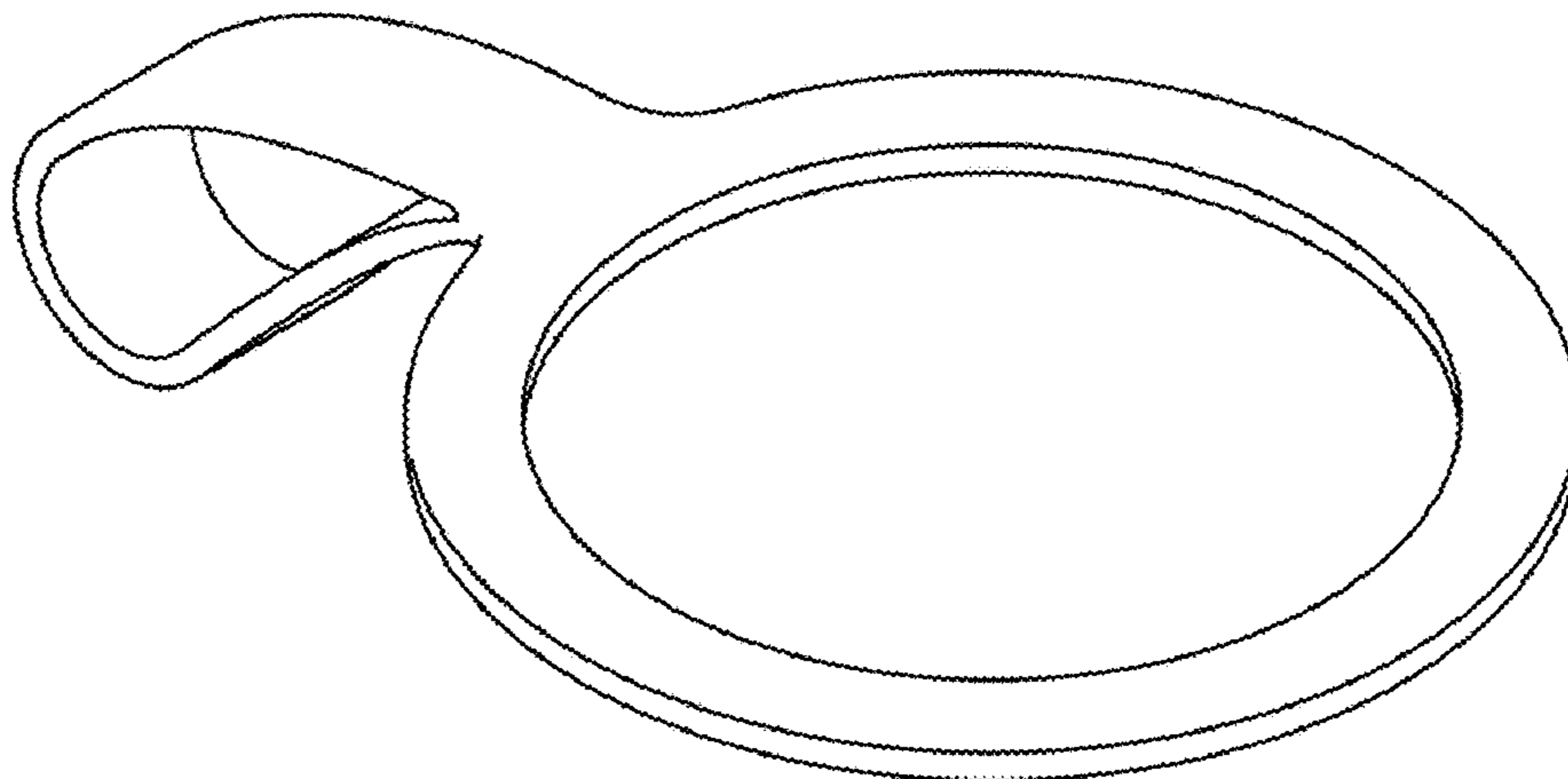
(57) **CLAIM**

The ornamental design for a “holder for a drinking vessel,”
as shown and described.

DESCRIPTION

FIG. 1 is a front right side slightly downward-looking
perspective view of a holder for a drinking vessel;
FIG. 2 is a top view thereof;
FIG. 3 is a bottom view thereof;
FIG. 4 is a right side view thereof;
FIG. 5 is a left side view thereof;
FIG. 6 is a front view thereof; and,
FIG. 7 is a rear view thereof.

1 Claim, 7 Drawing Sheets



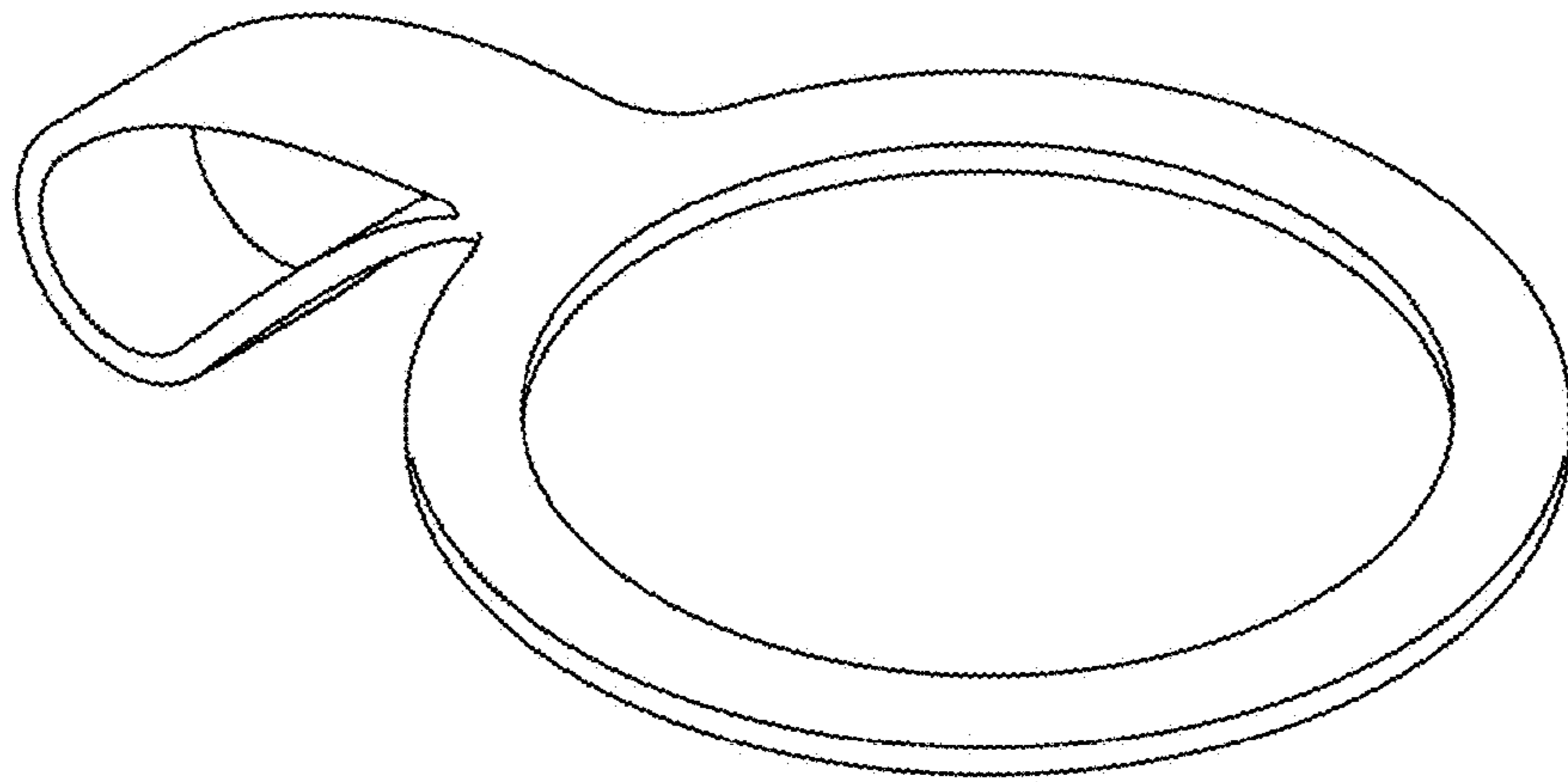


FIG. 1

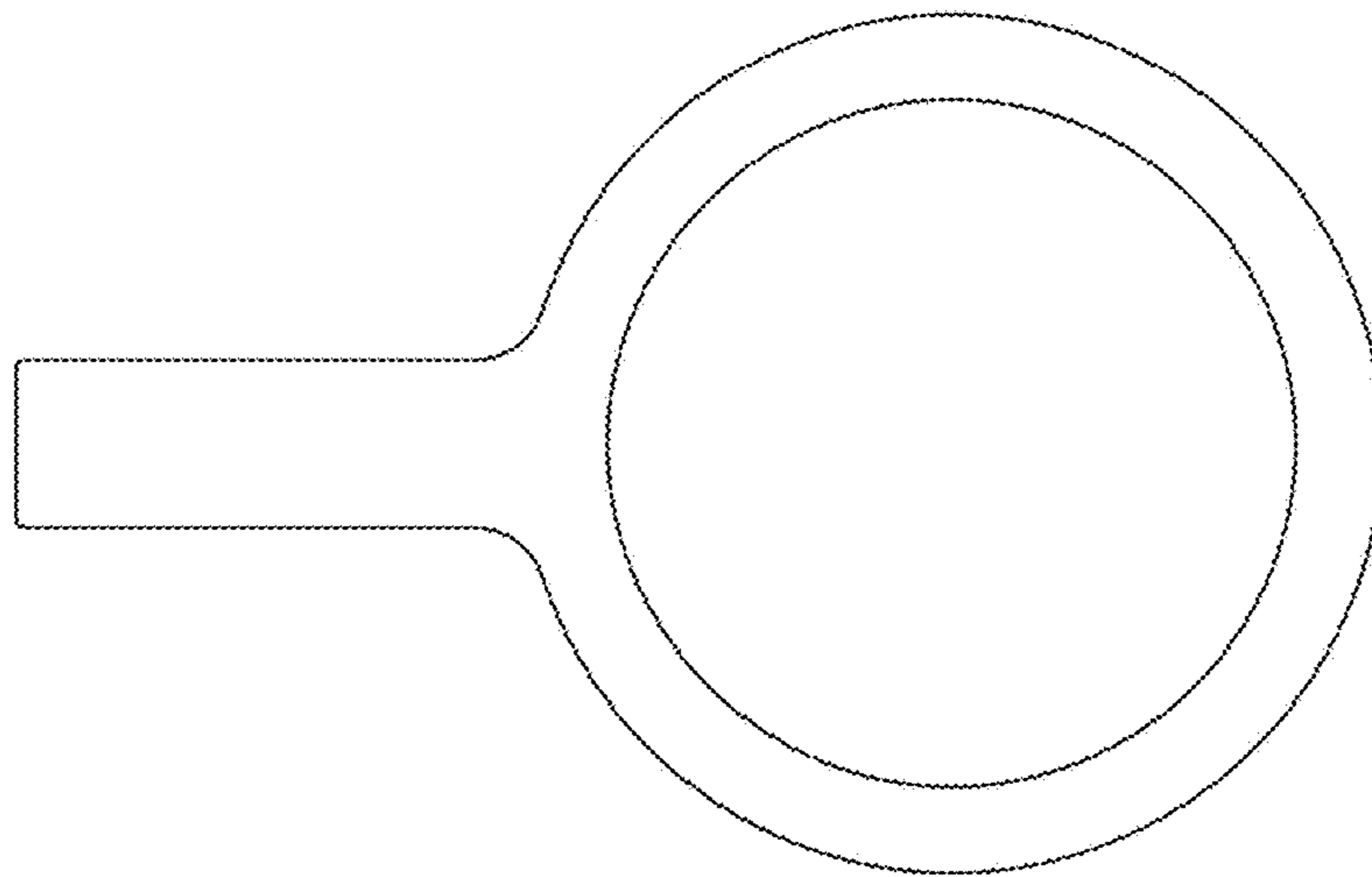


FIG. 2

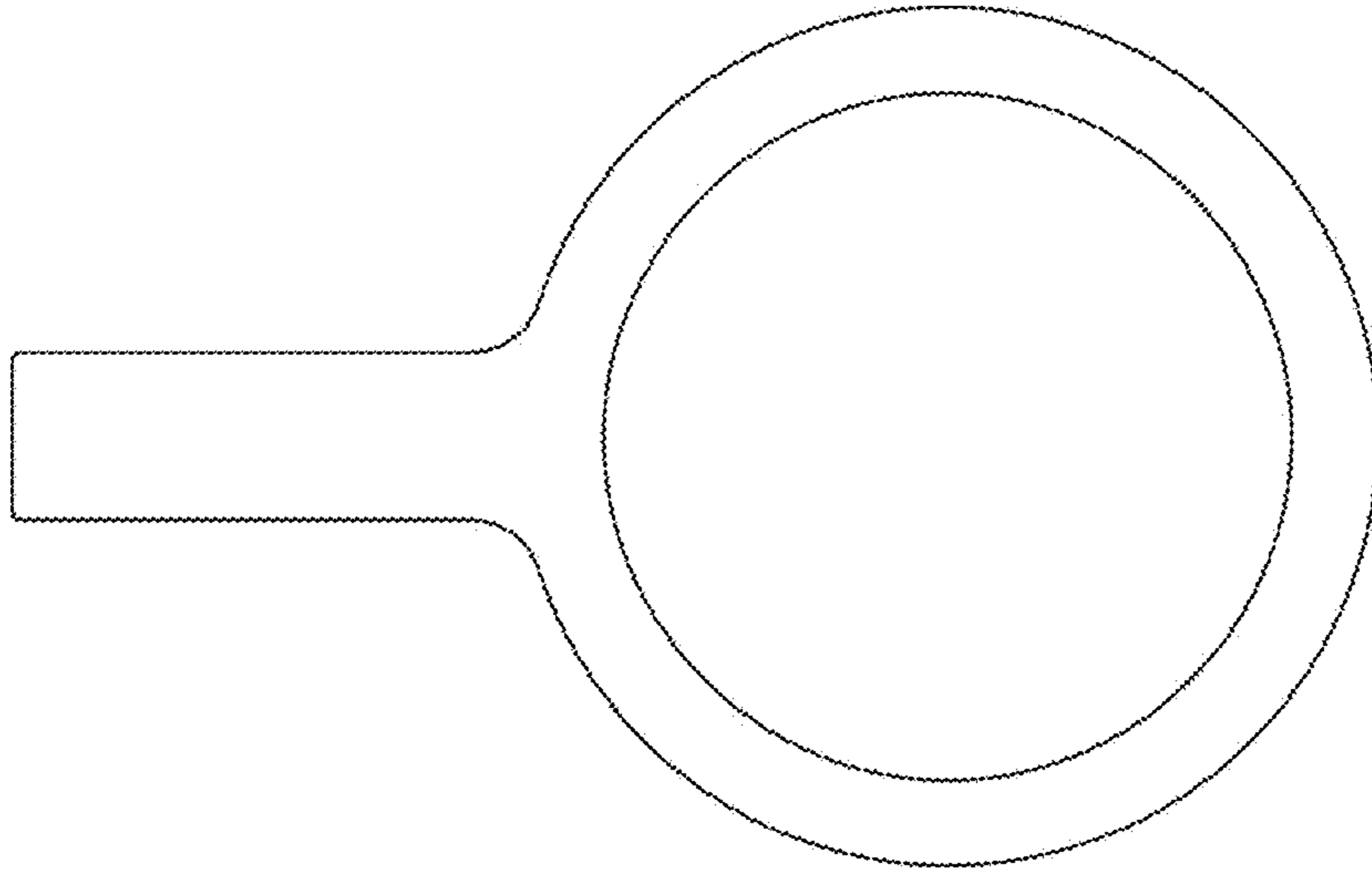


FIG. 3

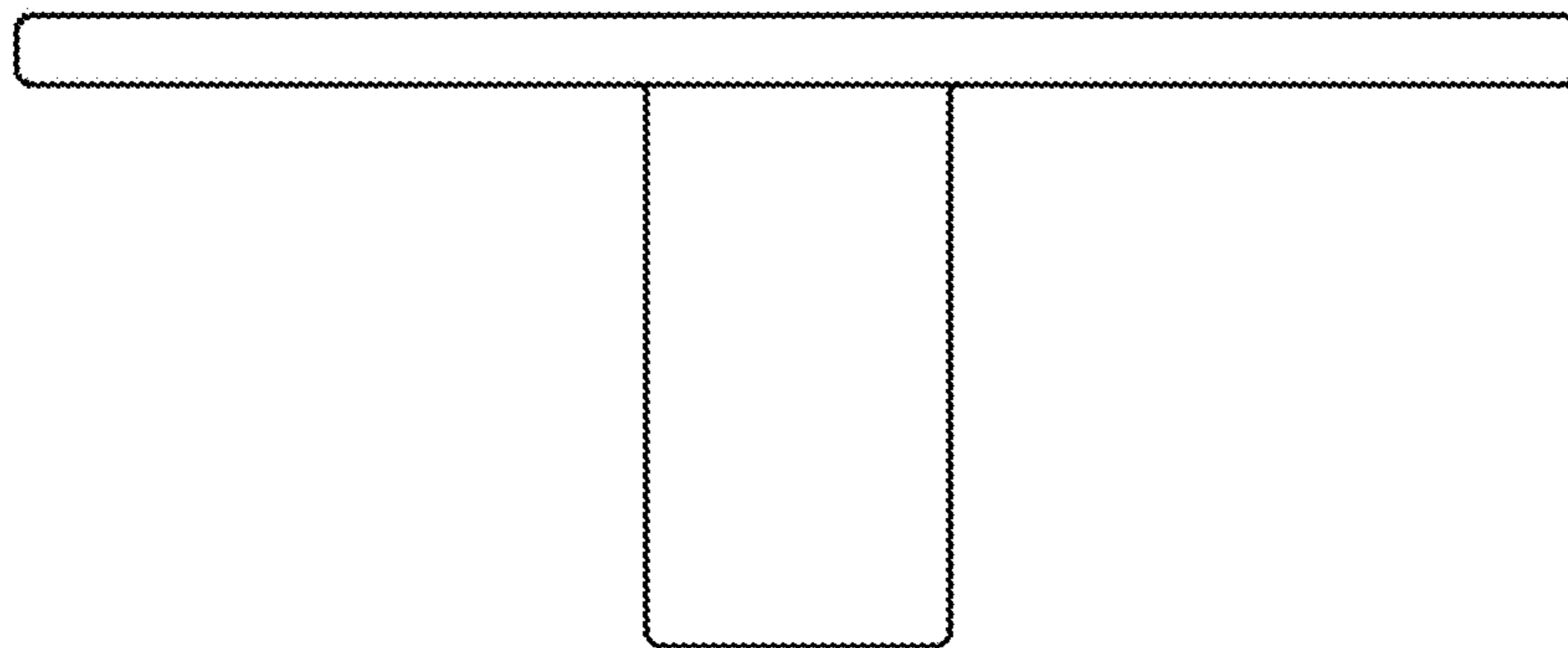


FIG. 4

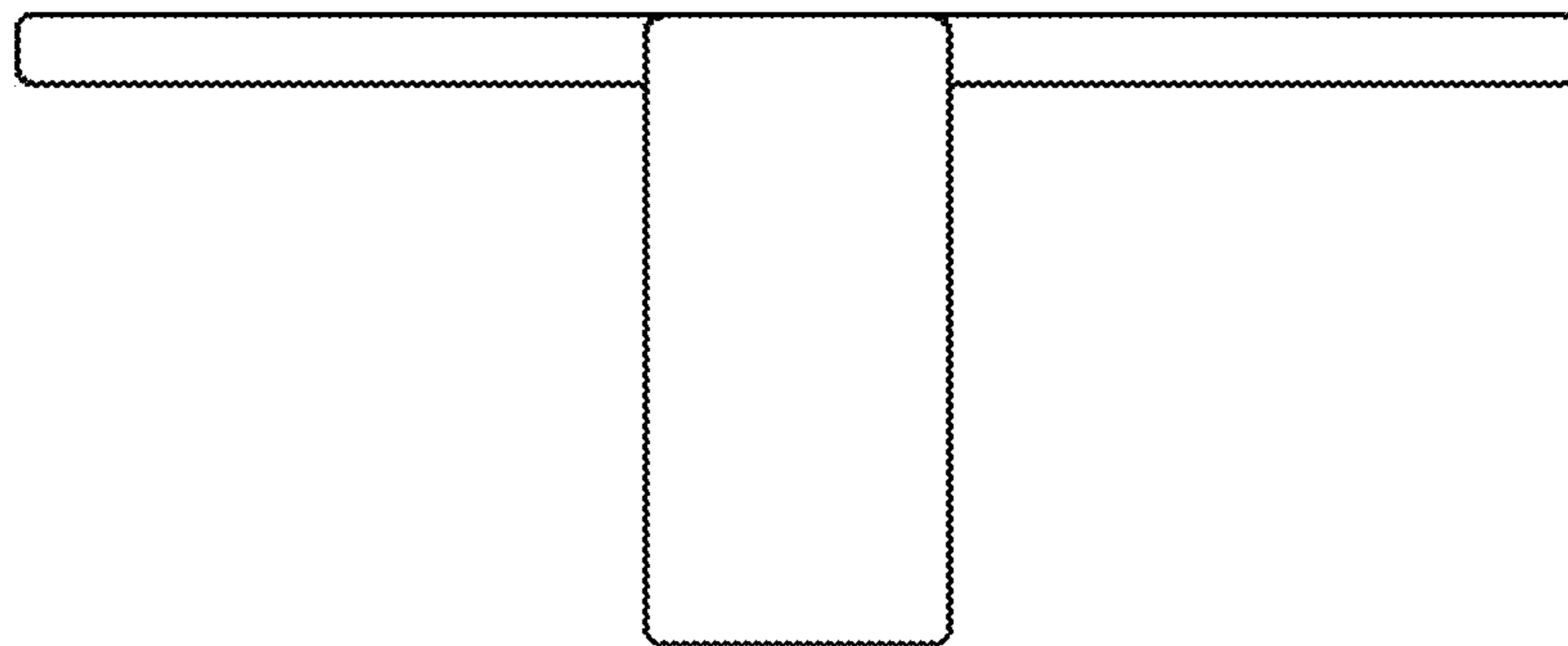


FIG. 5




FIG. 6




FIG. 7