



US00D800479S

(12) **United States Design Patent** (10) **Patent No.:** **US D800,479 S**
Wilkinson et al. (45) **Date of Patent:** **** Oct. 24, 2017**

(54) **THERAPY MAT**
(71) Applicant: **REHABILITATION INSTITUTE OF CHICAGO**, Chicago, IL (US)
(72) Inventors: **Clive Wilkinson**, Chicago, IL (US);
Chester Nielsen, Chicago, IL (US);
Amber Wernick, Chicago, IL (US);
Joanne C. Smith, Chicago, IL (US)
(73) Assignee: **Rehabilitation Institute of Chicago**, Chicago, IL (US)

D389,357 S * 1/1998 Nelson D24/212
D394,569 S * 5/1998 O'Malley D6/707.22
D455,033 S * 4/2002 Ullman D6/707.22
D552,910 S * 10/2007 Connor D6/583
D589,264 S * 3/2009 Hanafusa D5/56
D624,772 S * 10/2010 Zemel D6/592
D630,877 S * 1/2011 Howie D6/592
D667,071 S * 9/2012 Hadley D21/799.2
D677,977 S * 3/2013 O'Connell D21/437
D709,304 S * 7/2014 Morin D6/608
D734,064 S * 7/2015 Stickler D6/592

(Continued)

(**) Term: **15 Years**
(21) Appl. No.: **29/577,287**
(22) Filed: **Sep. 12, 2016**
(51) **LOC (10) Cl.** **06-11**
(52) **U.S. Cl.**
USPC **D6/592**; D24/184
(58) **Field of Classification Search**
USPC ... D5/28, 37, 39, 43, 55, 57, 58, 60, 63, 65;
D6/582-593, 596-598, 608, 609, 613,
D6/614, 616, 617, 618, 697, 707, 707.22;
D8/374; D21/480, 662, 671, 686, 792;
D25/105, 138, 157; D30/118, 161;
D32/57; D7/388, 389; D12/203;
D19/10; D24/183, 184
CPC A47G 27/0206; A47G 27/0212; A47G
27/0218; A47G 27/0225; A47G 27/0237;
A47G 27/0293; A47K 7/026; A47L
23/26; A47L 23/266; A63B 6/00; A63B
21/4037
See application file for complete search history.

OTHER PUBLICATIONS

Graham, Meg. "Pat and Shirley Ryan donate millions to Rehabilitation Institute research hospital". Chicago Tribune. Jun. 22, 2016. <<http://www.chicagotribune.com/bluesky/originals/ct-pat-shirley-ryan-ric-donation-bsi-20160622-story.html>>. Accessed on May 12, 2017.*

Primary Examiner — Celia Murphy
Assistant Examiner — Clare Ann Gannon
(74) *Attorney, Agent, or Firm* — Drinker Biddle & Reath LLP

(57) **CLAIM**

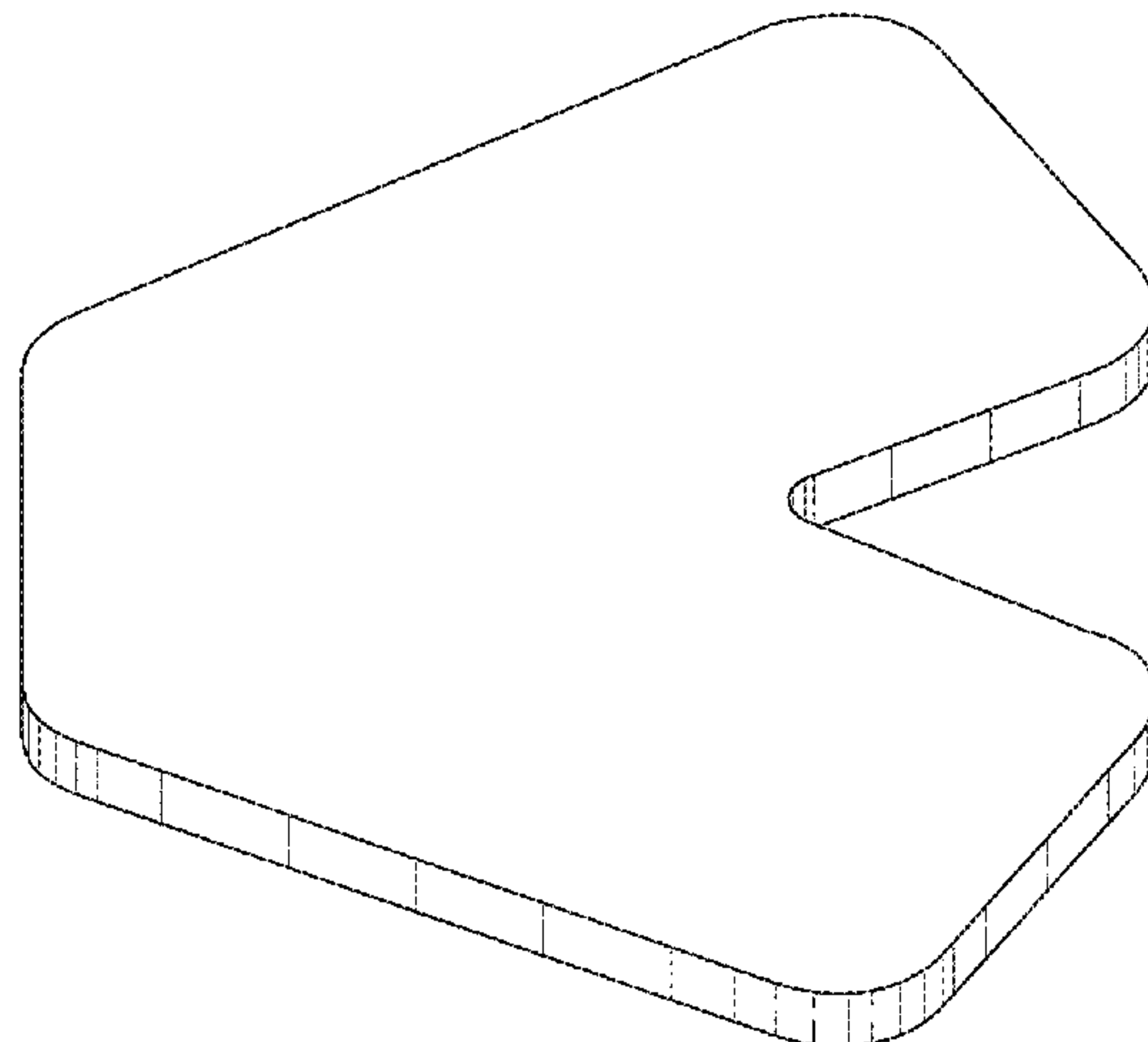
The ornamental design for a therapy mat, as shown and described.

DESCRIPTION

FIG. 1 is a perspective view of the therapy mat showing our new design;
FIG. 2 is a left side view thereof;
FIG. 3 is a right side view thereof.
FIG. 4 is a front view thereof;
FIG. 5 is a rear view thereof;
FIG. 6 is a top view thereof; and,
FIG. 7 is a bottom view thereof.
The broken lines illustrate features that form no part of the claimed design.

1 Claim, 4 Drawing Sheets

(56) **References Cited**
U.S. PATENT DOCUMENTS
4,285,075 A * 8/1981 Nelson A47G 27/0225
4/251.1
D353,419 S * 12/1994 Sprague D21/686
5,540,642 A * 7/1996 Sprague A63B 23/03533
482/123



(56)

References Cited

U.S. PATENT DOCUMENTS

2006/0073305 A1* 4/2006 Kole A63B 21/4037
428/80
2010/0306917 A1* 12/2010 Batiste A47G 27/0237
5/420

* cited by examiner

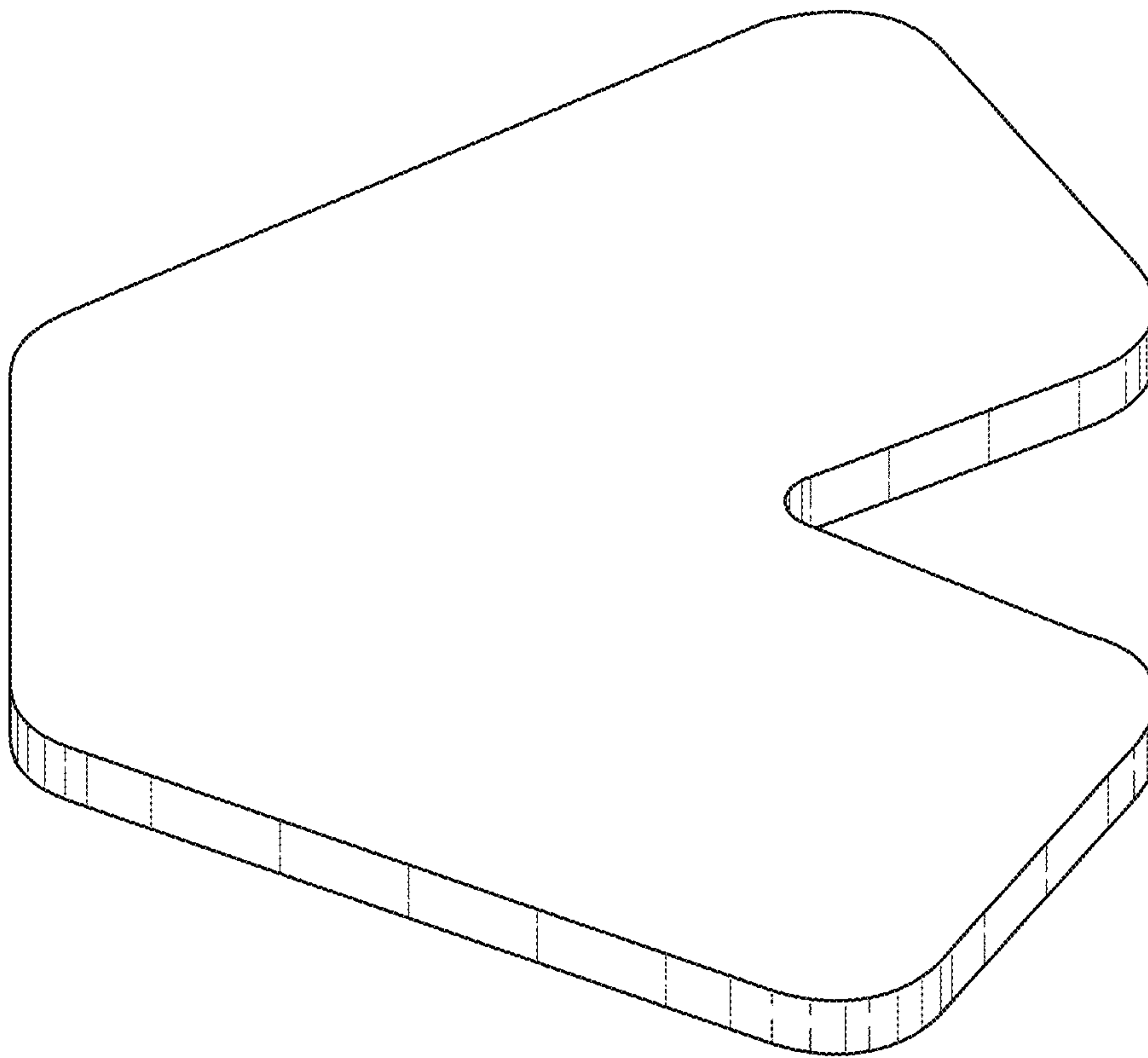


FIG. 1




FIG. 2



FIG. 3



FIG. 4

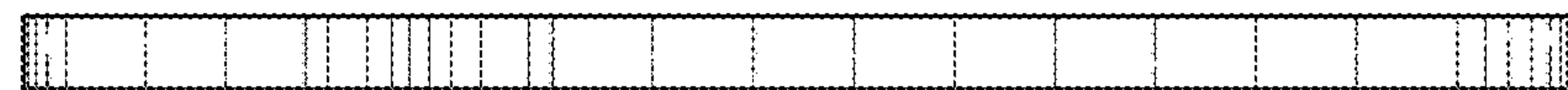


FIG. 5

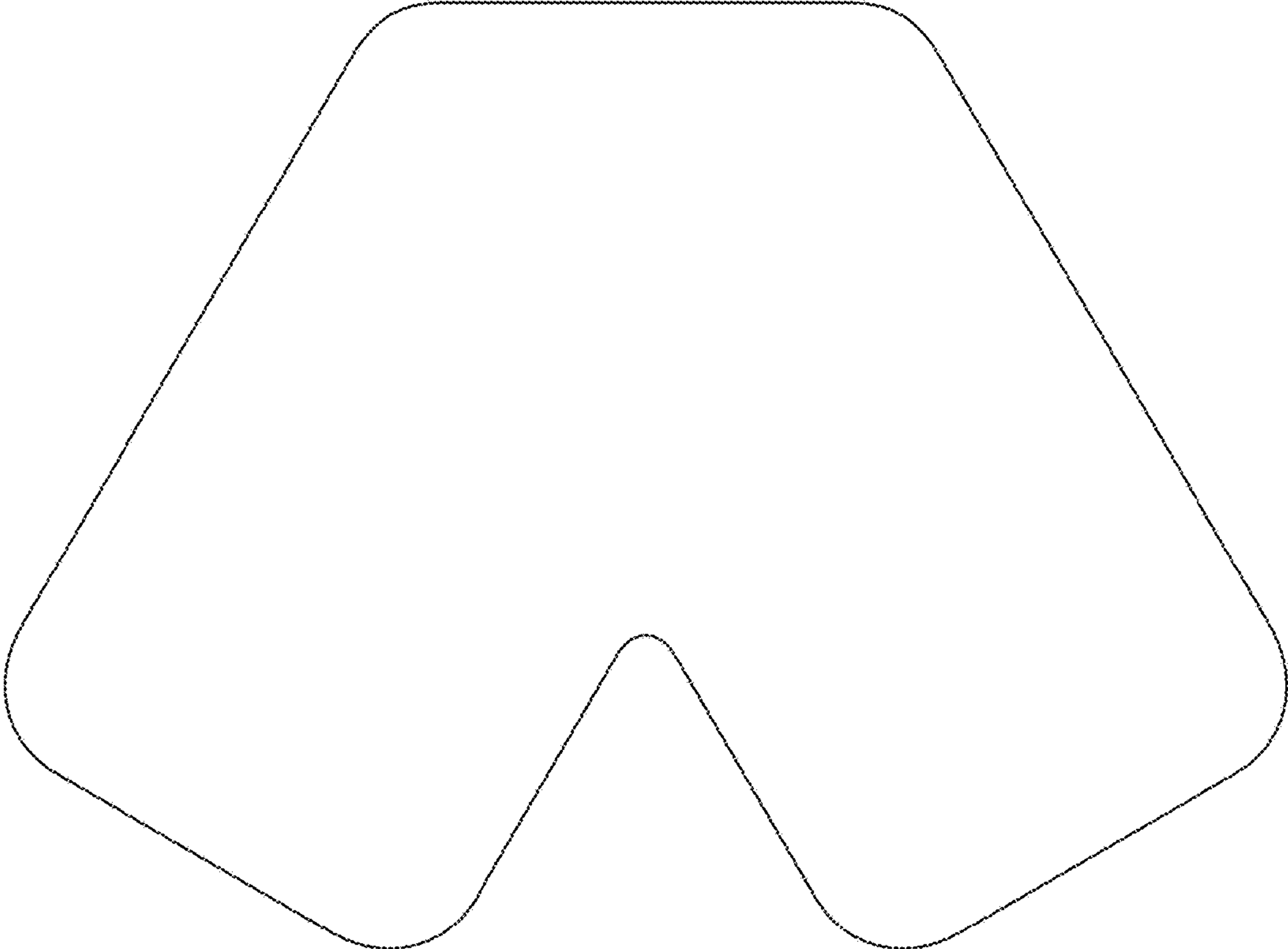


FIG. 6

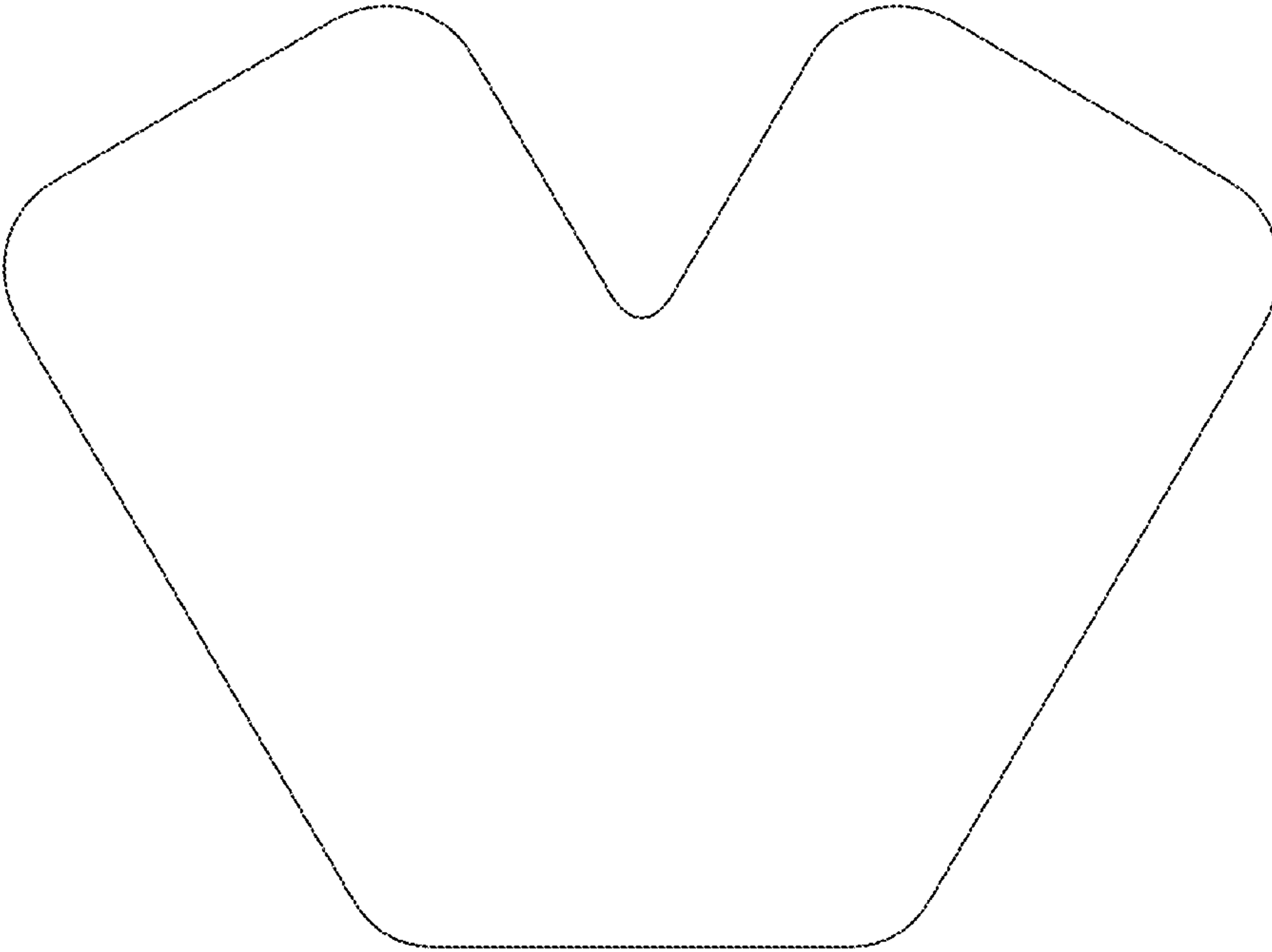


FIG. 7