



US00D800454S

(12) **United States Design Patent**
Mathieu

(10) **Patent No.:** **US D800,454 S**

(45) **Date of Patent:** **** Oct. 24, 2017**

(54) **SPINNING HAIRBRUSH**

(71) Applicant: **BABYLISS FACO SPRL**, Wandre (BE)

(72) Inventor: **Alice Mathieu**, Verviers (BE)

(73) Assignee: **BABYLISS FACO SPRL**, Wandre (BE)

(**) Term: **15 Years**

(21) Appl. No.: **29/536,236**

(22) Filed: **Aug. 14, 2015**

(30) **Foreign Application Priority Data**

Feb. 16, 2015 (EM) 002634691-0008

(51) **LOC (10) Cl.** **04-02**

(52) **U.S. Cl.**
USPC **D4/102**

(58) **Field of Classification Search**
USPC D4/100, 102, 117, 121, 122, 128, 130,
D4/132, 133, 138, 199

CPC A46B 3/22; A46B 7/06; A46B 7/10; A46B
9/02; A46B 9/08; A46B 13/00; A46B
13/001; A46B 13/02; A46B 2200/104

See application file for complete search history.

(56) **References Cited**

U.S. PATENT DOCUMENTS

D270,381 S *	8/1983	Muller	D28/13
D281,105 S *	10/1985	Rittenhouse	D28/35
D281,728 S *	12/1985	Sherman	D28/29
D299,279 S *	1/1989	Reeves	D28/35
D328,976 S *	9/1992	Herron	D4/102

D334,666 S *	4/1993	Bell	D28/13
D339,210 S *	9/1993	Classen	D28/15
D381,207 S *	7/1997	Gertsma	D4/128
D421,152 S *	2/2000	Kwok	D28/18
D439,051 S *	3/2001	White	D4/102
D457,730 S *	5/2002	McCurrach	D28/10
D465,654 S *	11/2002	Richmond	D4/102
D466,693 S *	12/2002	Richmond	D4/102
D484,702 S *	1/2004	Ramos	D4/102
D557,015 S *	12/2007	Park	D4/116
D627,169 S *	11/2010	Caputo	D4/121
D658,892 S *	5/2012	Console	D4/121
D668,054 S *	10/2012	Julemont	D4/128
D738,625 S *	9/2015	Julemont	D4/102
2001/0001887 A1 *	5/2001	Bigio	A46B 9/023 15/159.1

* cited by examiner

Primary Examiner — John Windmuller

Assistant Examiner — Steven Czyz

(74) *Attorney, Agent, or Firm* — Ladas & Parry LLP

(57) **CLAIM**

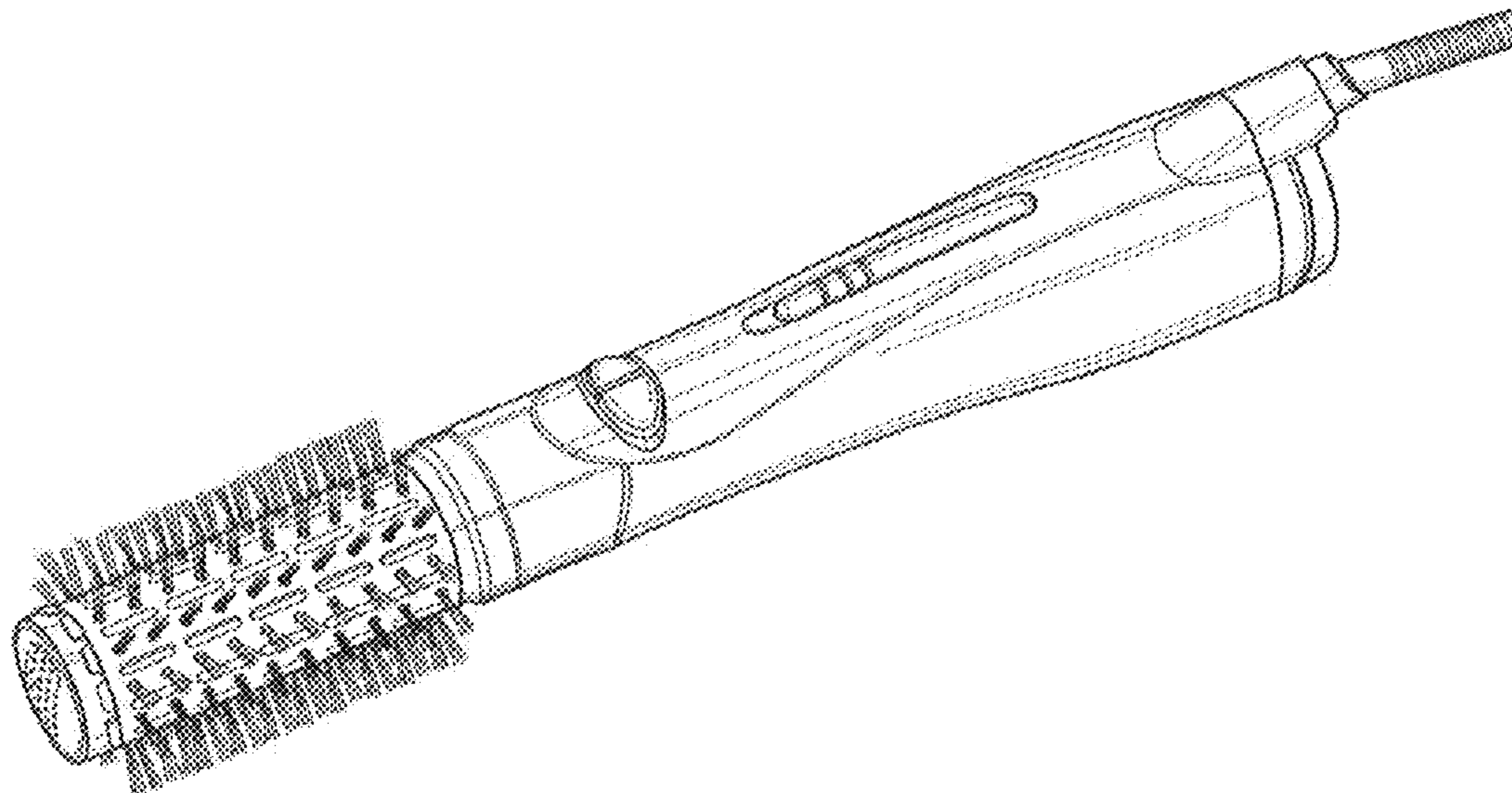
The ornamental design for a spinning hairbrush, as shown and described.

DESCRIPTION

FIG. 1 is a top perspective view of a spinning hairbrush embodying our new design;
FIG. 2 is a top plan view thereof;
FIG. 3 is a bottom plan view thereof;
FIG. 4 is a left side elevation view thereof, the right side being a mirror image thereof;
FIG. 5 is a front view thereof; and,
FIG. 6 is a rear view thereof.

The broken lines depict portions of the article that form no part of the claimed design.

1 Claim, 4 Drawing Sheets



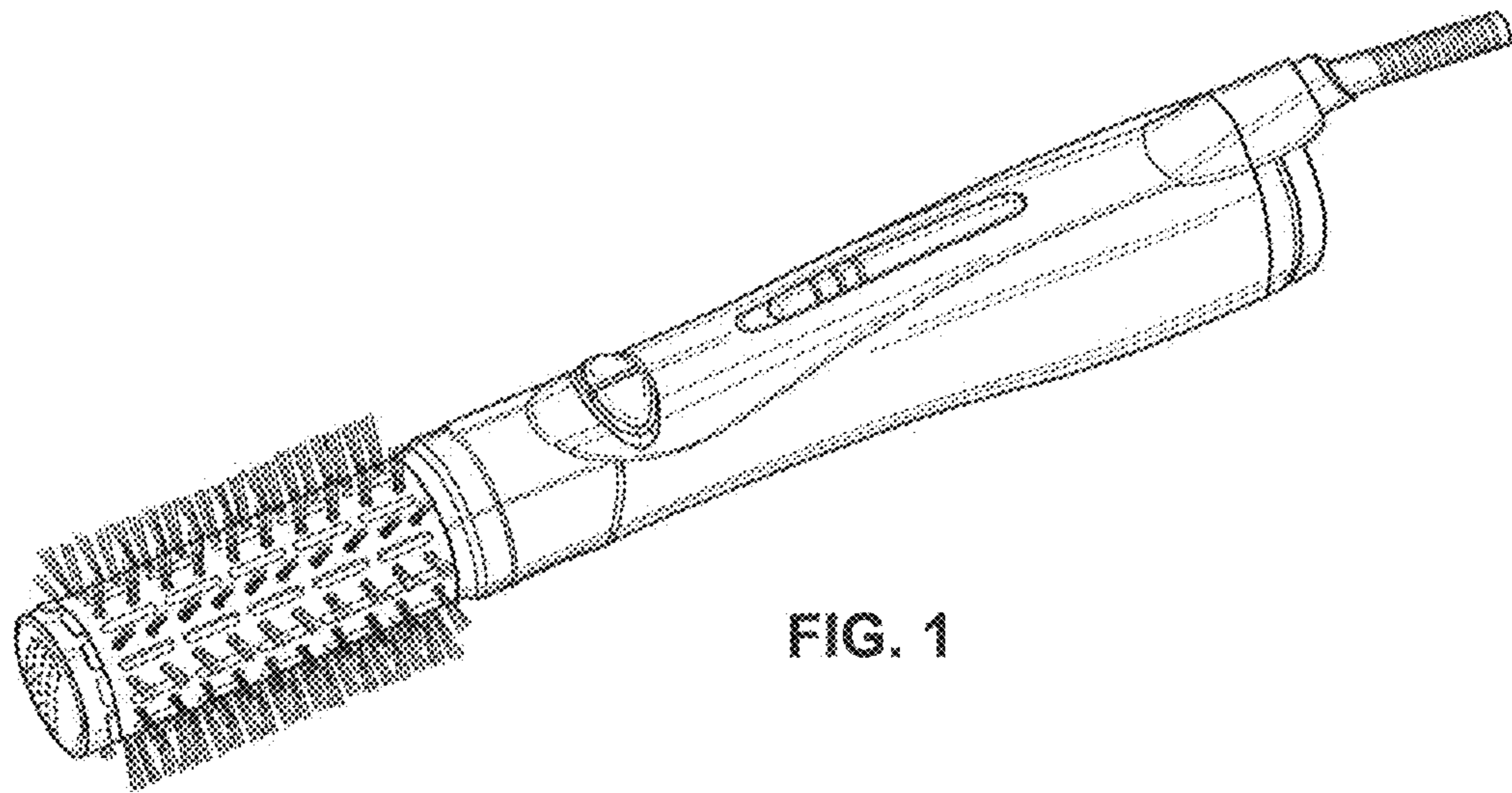


FIG. 1

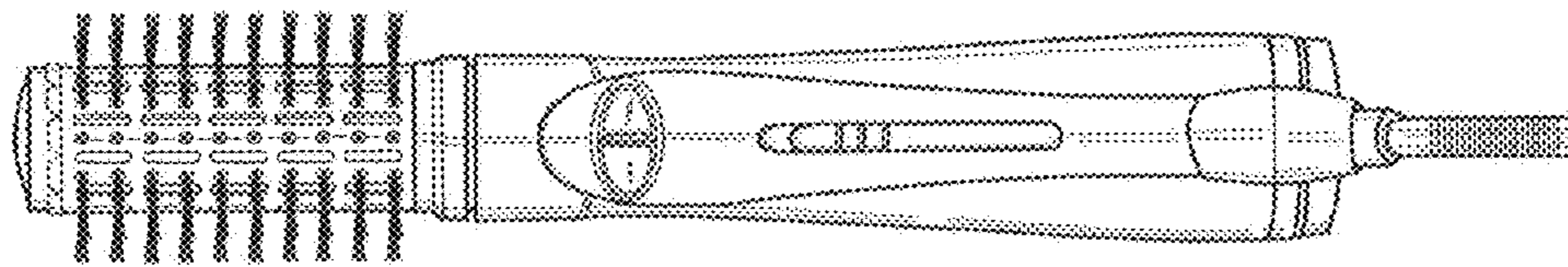


FIG. 2

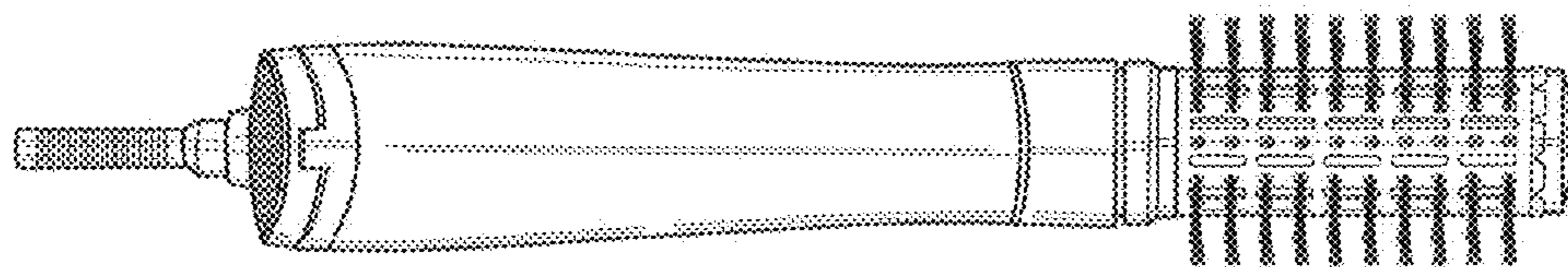


FIG. 3

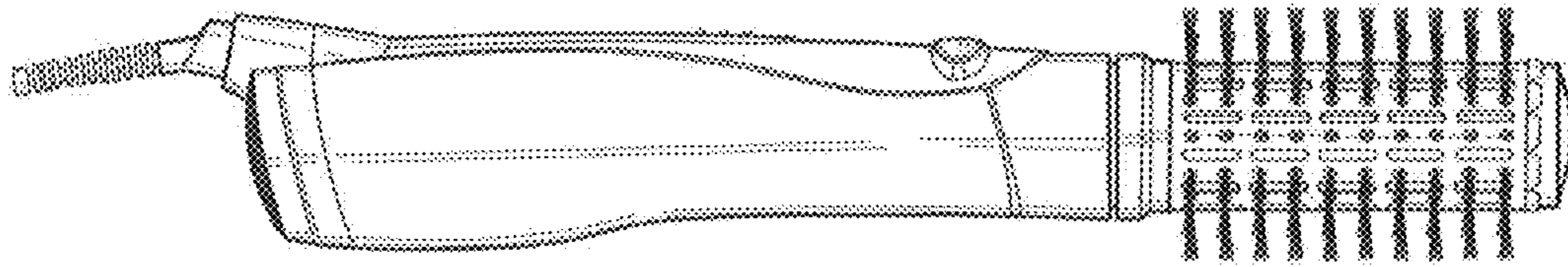


FIG. 4

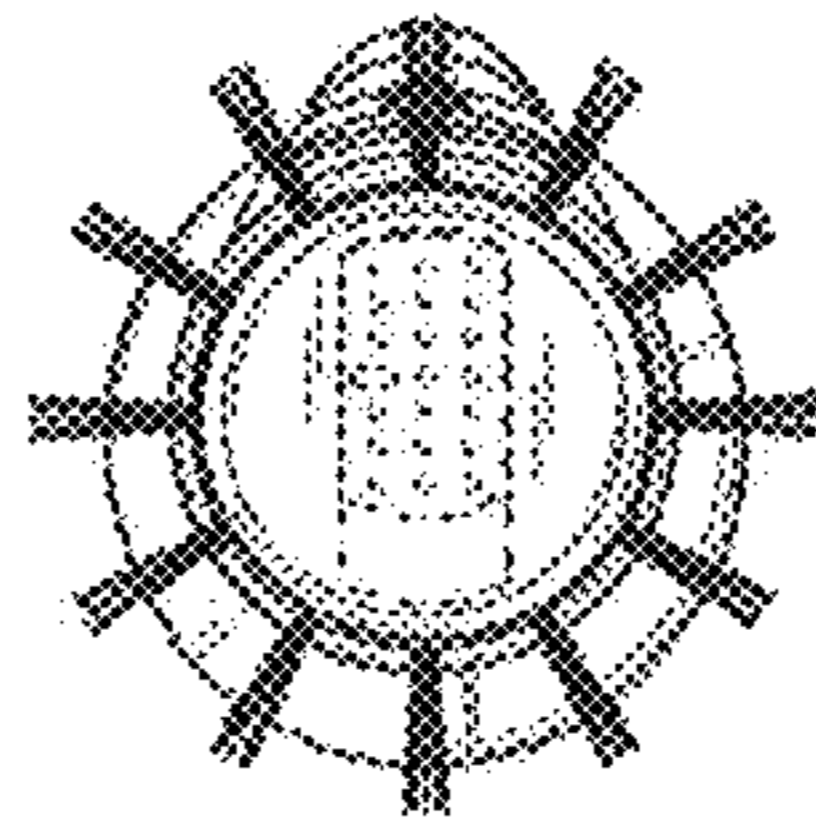


FIG. 5

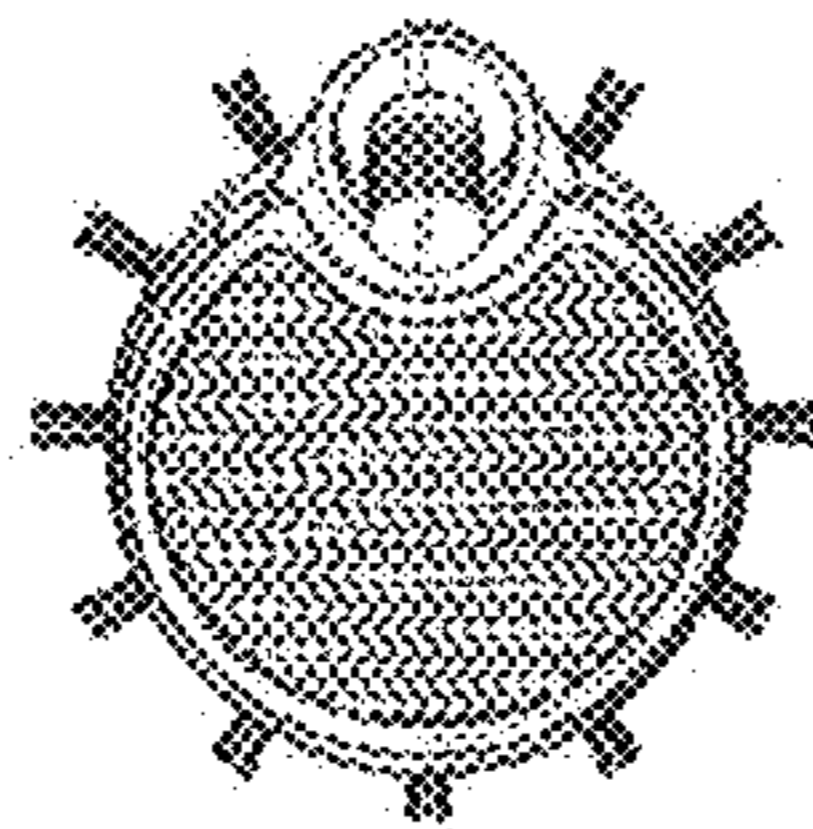


FIG. 6