



US00D800444S

(12) **United States Design Patent** (10) **Patent No.:** **US D800,444 S**
Burton et al. (45) **Date of Patent:** **** *Oct. 24, 2017**

- (54) **MEDIC BAG** 6,382,376 B1 * 5/2002 Rosen A45C 7/0086
150/105
- (71) Applicant: **Barebones Systems, LLC**, Bluffdale, UT (US) D465,924 S * 11/2002 Gisser D3/276
D501,600 S * 2/2005 Guyon D3/246
D539,537 S * 4/2007 Guyon D3/246
D570,110 S * 6/2008 Guyon D3/246
D587,010 S * 2/2009 Deck D3/246
D596,396 S * 7/2009 McCoy D3/232
D600,452 S * 9/2009 Gonzalez D3/240
D610,795 S * 3/2010 Dejadon D3/203.1
D620,707 S * 8/2010 Mogil D3/246
D630,013 S * 1/2011 Yu D3/232
D632,888 S * 2/2011 Jobert D3/232
D637,809 S * 5/2011 Meldeau D3/232
D672,951 S * 12/2012 Boone D3/245
D673,773 S * 1/2013 Du D3/246
D695,568 S * 12/2013 Hayes D3/233
D711,096 S * 8/2014 Hanna D3/232
D715,544 S * 10/2014 Levine D3/246
RE45,863 E * 1/2016 Krakoff D3/245
- (72) Inventors: **David Jared Burton**, Payson, UT (US);
Erik Robert Workman, Salt Lake City, UT (US); **Michelle Ann Merrill**,
Draper, UT (US); **Robert Emmett Workman**, Morgan, UT (US)
- (73) Assignee: **BAREBONES SYSTEMS, LLC**, Bluffdale, UT (US)
- (*) Notice: This patent is subject to a terminal disclaimer.
- (**) Term: **15 Years**

- (21) Appl. No.: **29/535,187**
- (22) Filed: **Aug. 4, 2015**
- (51) **LOC (10) Cl.** **03-01**
- (52) **U.S. Cl.**
USPC **D3/203.1**
- (58) **Field of Classification Search**
USPC D3/201, 203.1, 203.2, 203.3, 203.4,
D3/203.6, 203.7, 203.8, 232, 239, 240,
D3/245, 246
CPC A61B 50/231; A61B 17/48; A45C 3/001;
A45C 2003/008; A45C 2/02; A45C 5/02;
A45C 3/00
See application file for complete search history.

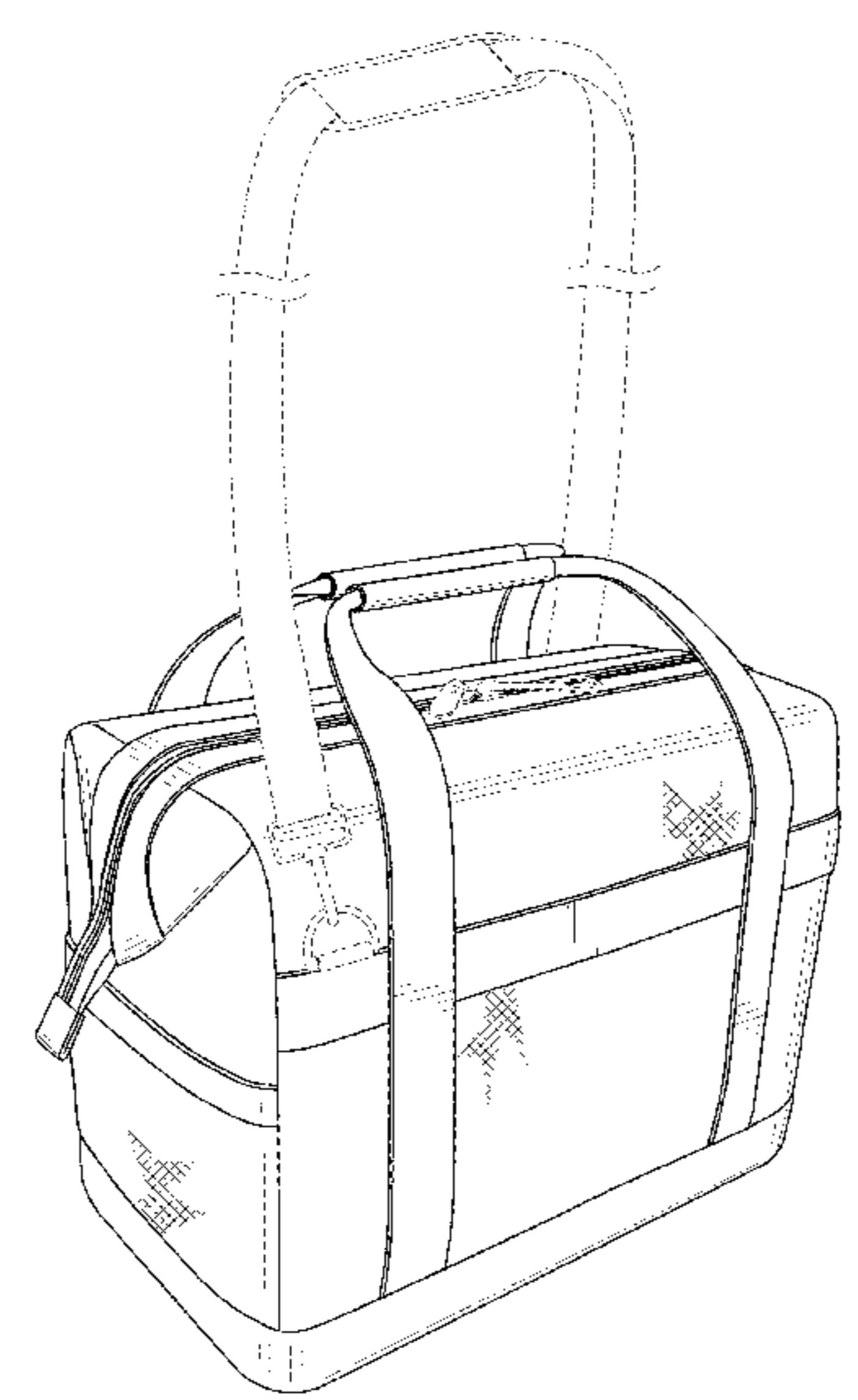
- (56) **References Cited**
U.S. PATENT DOCUMENTS
D300,986 S * 5/1989 Peregrine D3/289
D305,798 S * 1/1990 Say D3/203.6
D315,249 S * 3/1991 Tilson D3/203.1
D411,664 S * 6/1999 Latshaw D3/201
D451,279 S * 12/2001 Chin D3/301

(Continued)
Primary Examiner — John Windmuller
Assistant Examiner — Steven Czyz
(74) *Attorney, Agent, or Firm* — Morriss O’Bryant
Compagni Cannon, PLLC

(57) **CLAIM**
The ornamental design for a medic bag, as shown and described.

DESCRIPTION
FIG. 1 is a perspective front side view of a medic bag of the present invention;
FIG. 2 is a front side view of the medic bag;
FIG. 3 is a back side view of the medic bag;
FIG. 4 is a left side view of the medic bag;
FIG. 5 is a right side view of the medic bag;
FIG. 6 is a top side view of the medic bag; and,
FIG. 7 is a bottom side view of the medic bag.
The broken lines depict portions of the article that form no part of the claimed design.

1 Claim, 6 Drawing Sheets



(56)

References Cited

U.S. PATENT DOCUMENTS

D764,791	S	*	8/2016	Patel	D3/232
D765,395	S	*	9/2016	Sanz	D3/245
D766,571	S	*	9/2016	Boroski	D3/232
D767,877	S	*	10/2016	Halko	D3/203.1
D768,378	S	*	10/2016	Schilp	D3/232
2011/0284598	A1	*	11/2011	Lawson	A45C 3/001 224/153
2012/0145720	A1	*	6/2012	Hicks	A45C 3/00 220/592.2

* cited by examiner

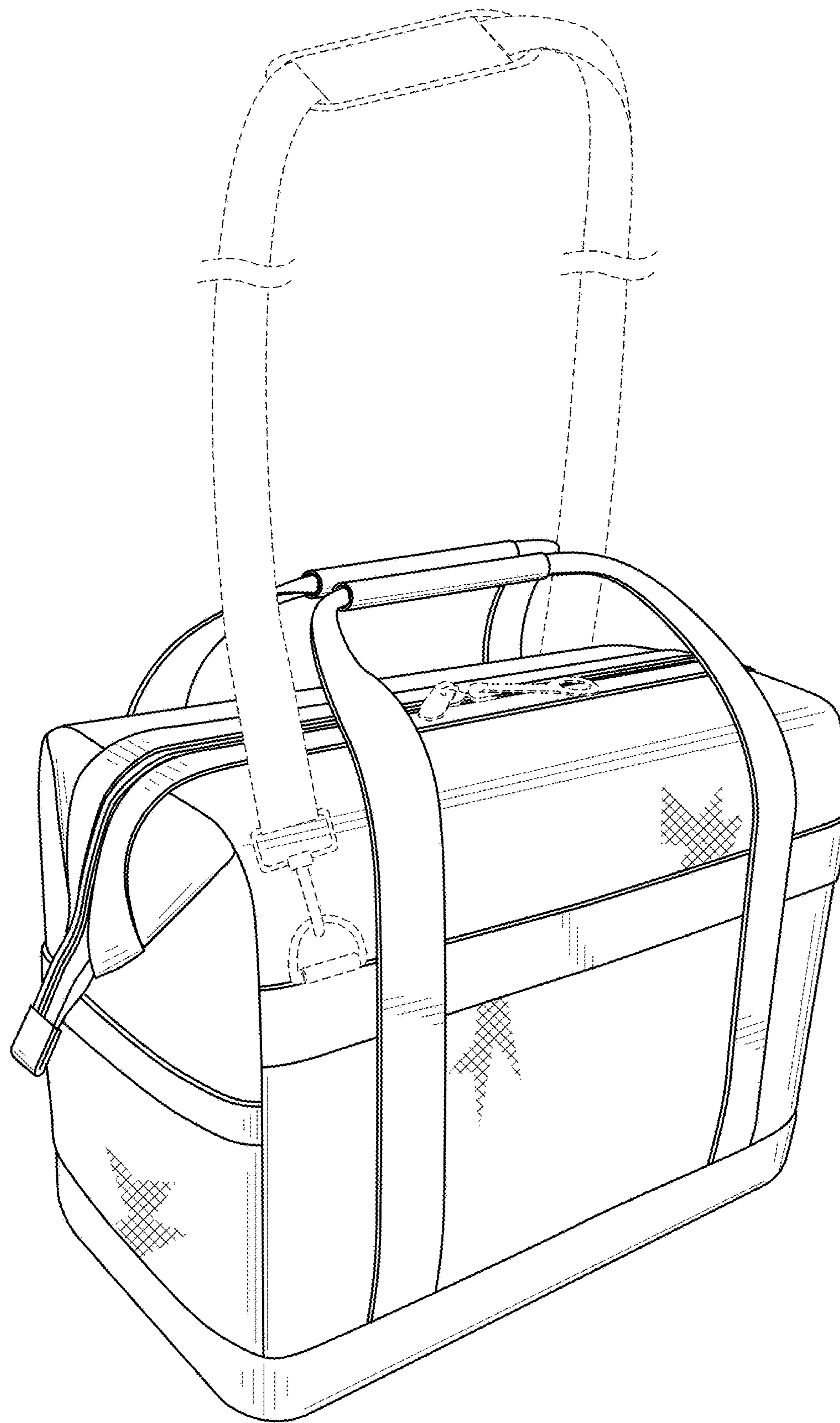


FIG. 1

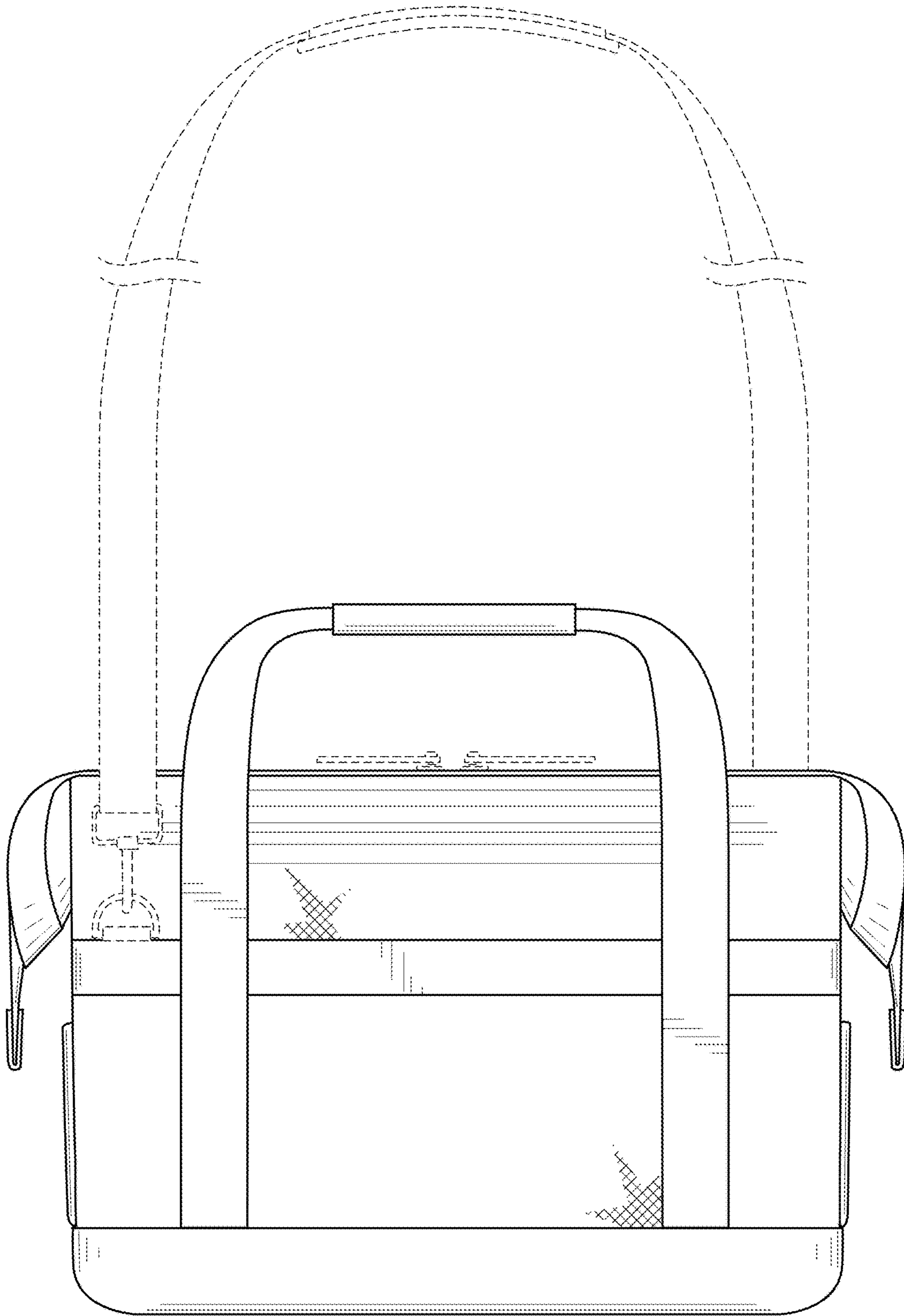


FIG. 2

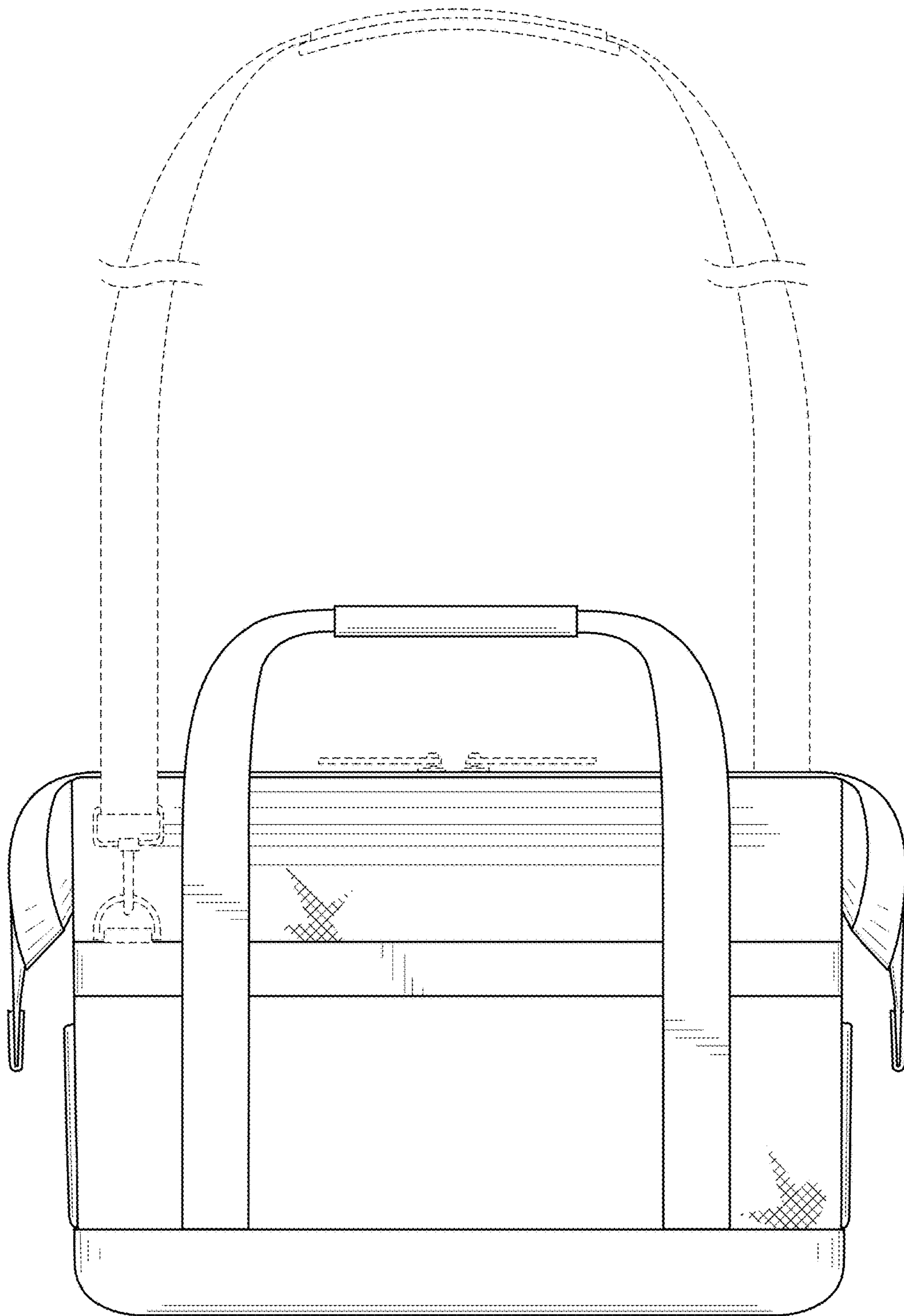


FIG. 3

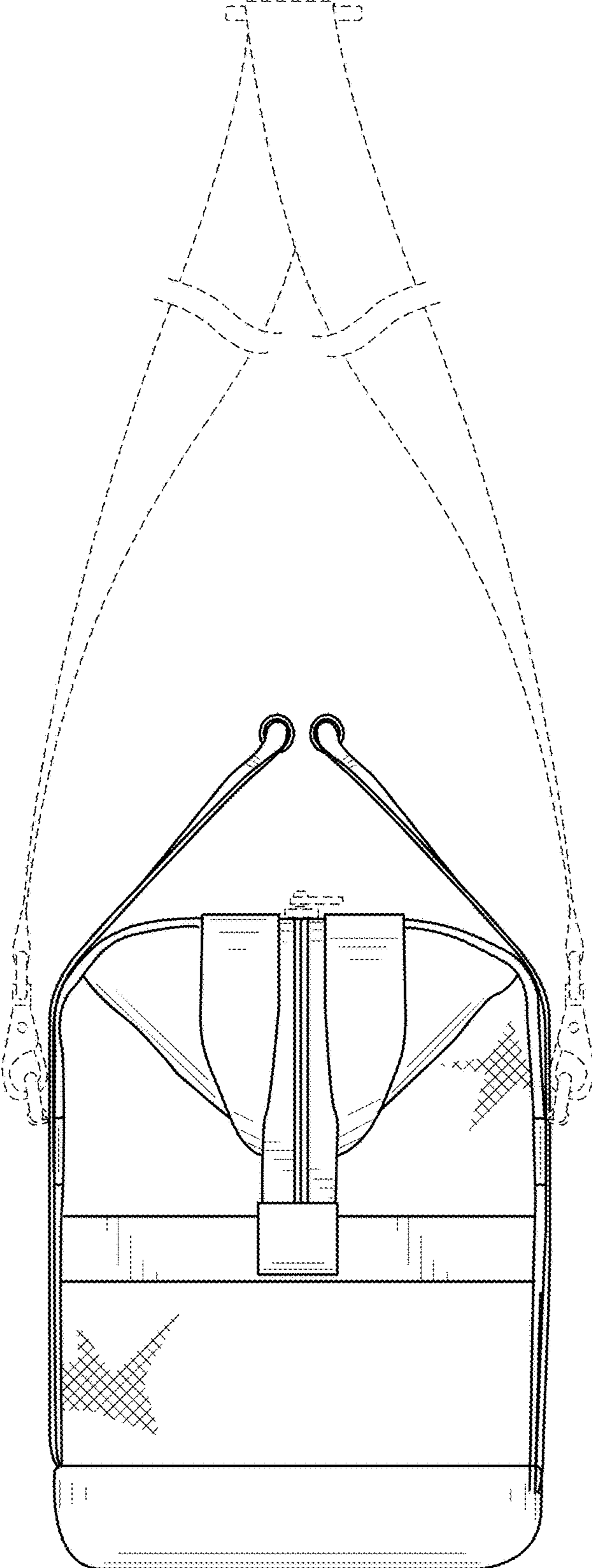


FIG. 4

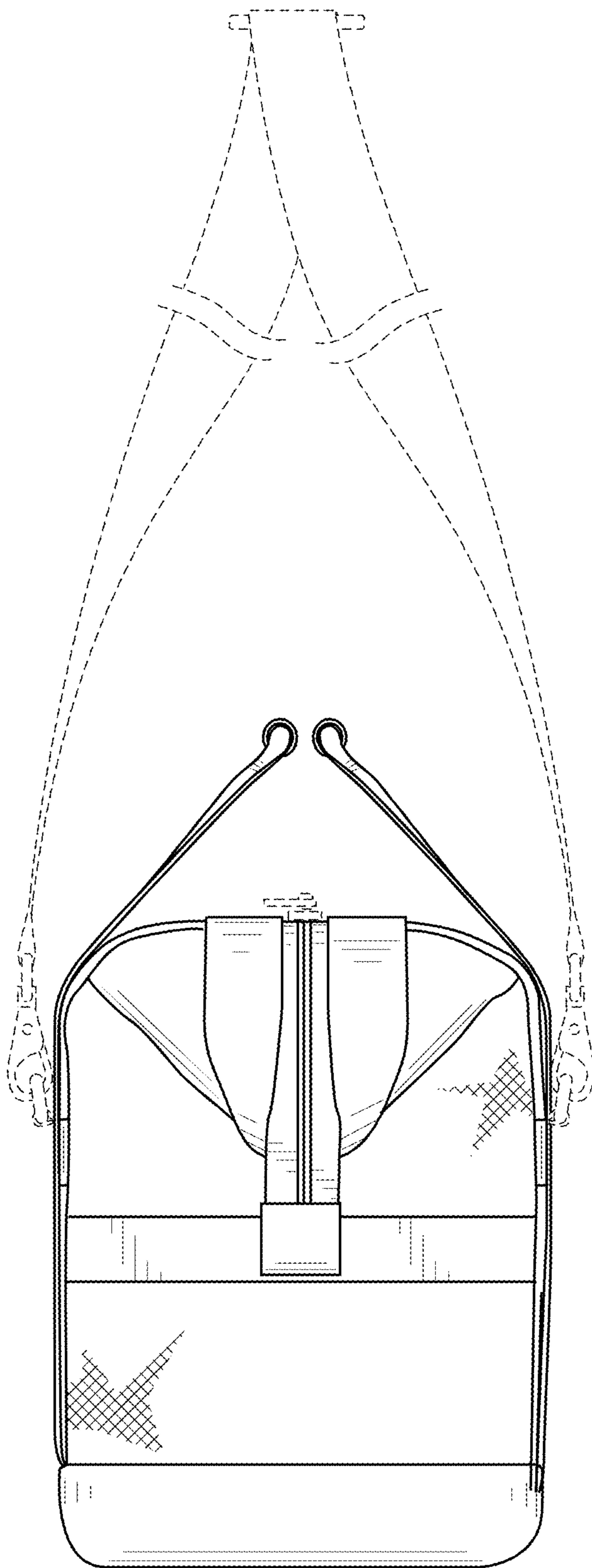


FIG. 5

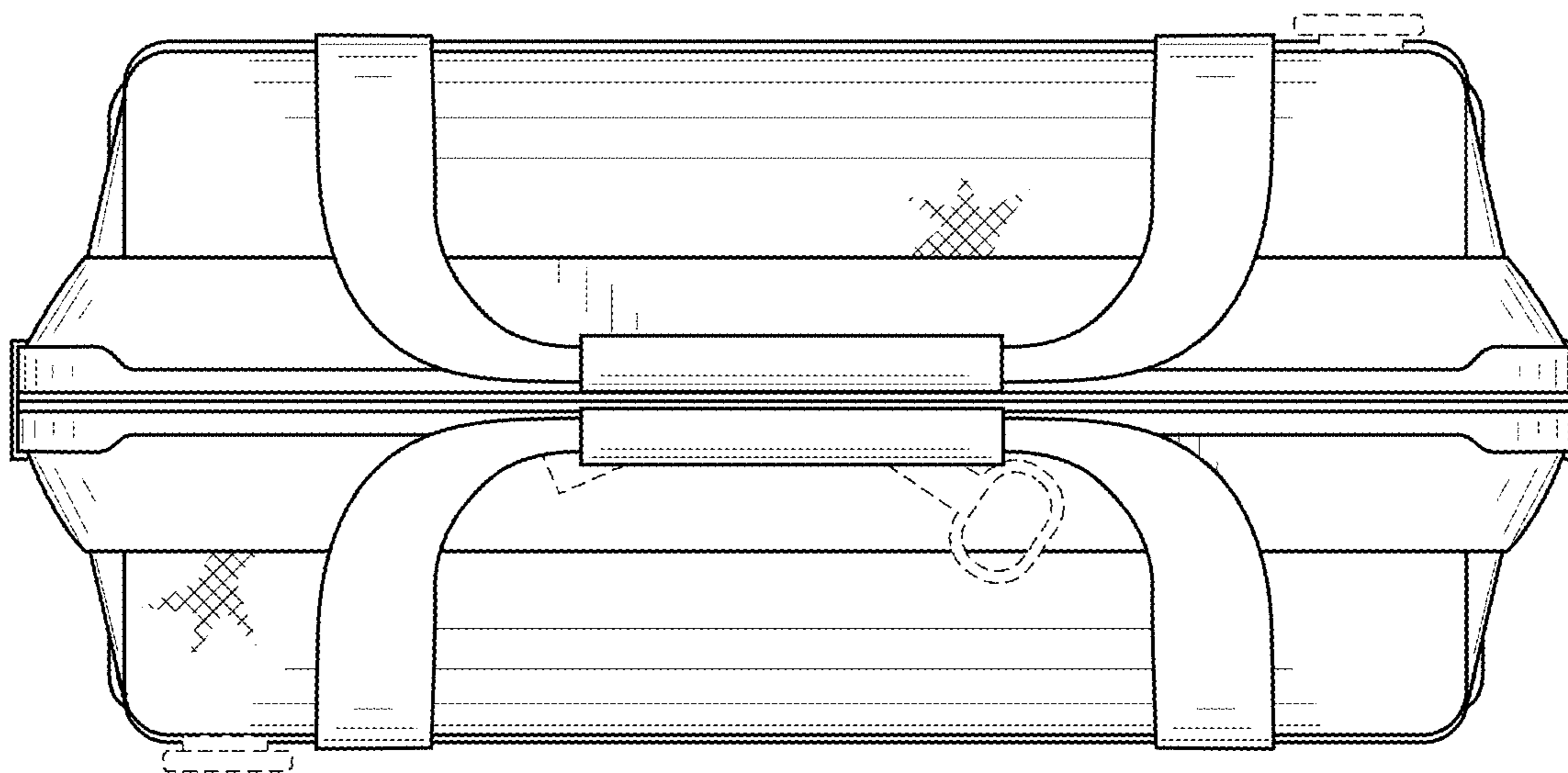


FIG. 6

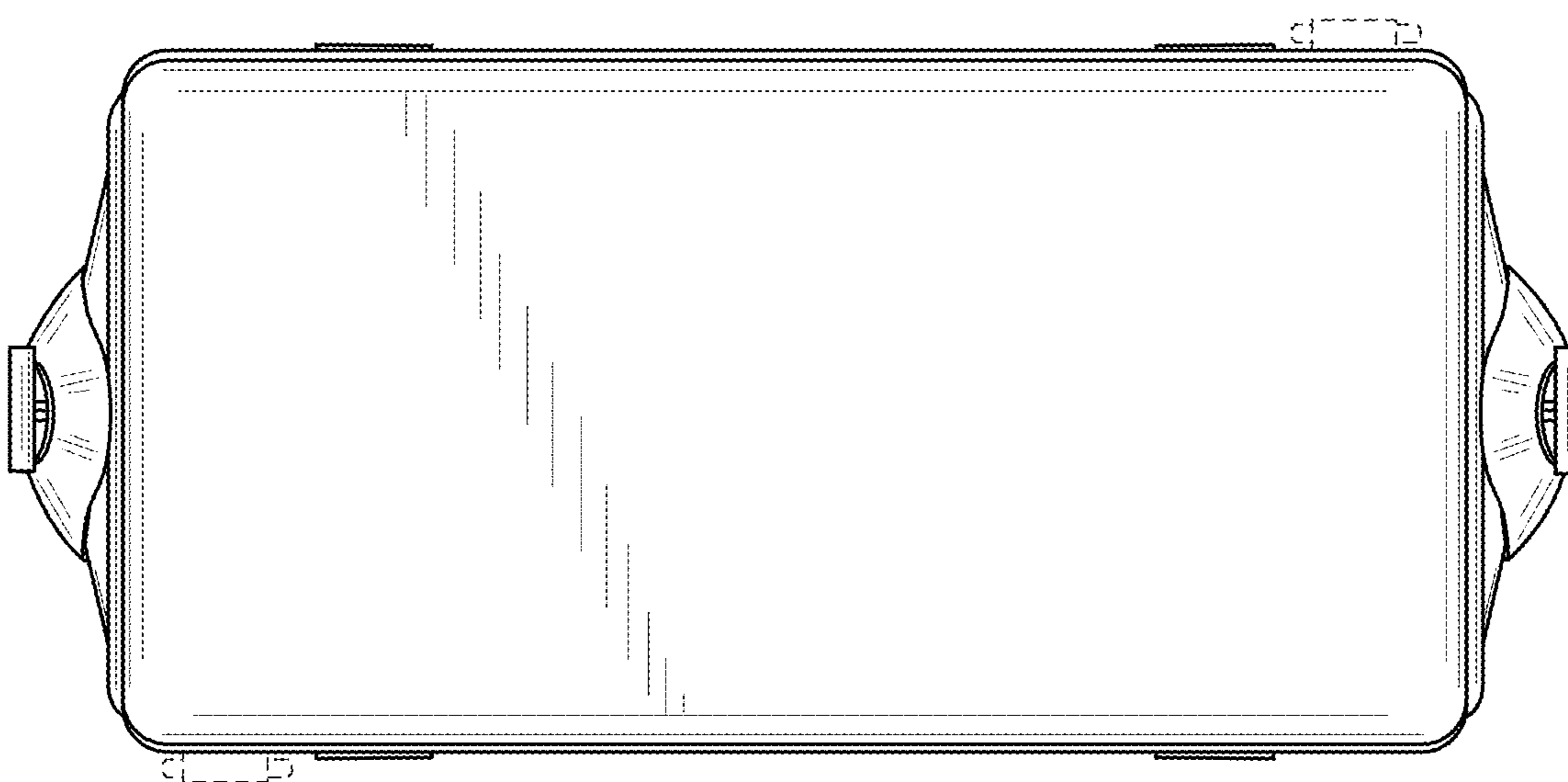


FIG. 7