



US00D800434S

(12) **United States Design Patent**
Anthony

(10) **Patent No.:** **US D800,434 S**
(45) **Date of Patent:** **** Oct. 24, 2017**

- (54) **SHOE PAD**
- (71) Applicant: **Anne P. Anthony**, Evergreen, CO (US)
- (72) Inventor: **Anne P. Anthony**, Evergreen, CO (US)
- (73) Assignee: **APA Enterprises, LLC**, Evergreen, CO (US)
- (**) Term: **15 Years**
- (21) Appl. No.: **29/559,348**
- (22) Filed: **Mar. 28, 2016**
- (51) **LOC (10) Cl.** **02-04**
- (52) **U.S. Cl.**
USPC **D2/961**
- (58) **Field of Classification Search**
USPC D2/896, 897, 898, 946, 948, 951, 961,
D2/968, 976
CPC A43B 1/00; A43B 1/10; A43B 3/00; A43B
7/00; A43B 7/14; A43B 7/1405; A43B
7/141; A43B 7/1415; A43B 7/142; A43B
7/1425; A43B 7/143; A43B 7/1435; A43B
7/144; A43B 7/1445; A43B 7/145; A43B
7/1465; A43B 7/1475; A43B 7/32; A43B
13/00; A43B 13/02; A43B 13/04; A43B
17/00; A43B 17/003; A43B 17/14; A43B
19/00
See application file for complete search history.

- D396,550 S * 8/1998 Feldman D2/961
- D442,448 S * 5/2001 Kelleghan D3/211
- D473,769 S * 4/2003 Kelleghan D8/18
- D476,748 S * 7/2003 Nezirevic D25/112
- 6,742,289 B2 * 6/2004 Celmo A43B 7/1465
36/141
- D512,554 S * 12/2005 Vito D2/961
- D520,290 S * 5/2006 Curtis D6/588
- D576,700 S * 9/2008 Williams D21/765
- D585,727 S * 2/2009 Kelleghan D8/356
- D586,545 S * 2/2009 Feldman D2/961
- D596,388 S * 7/2009 Hill D2/946
- D635,343 S * 4/2011 McDonnell D2/961
- D721,877 S * 2/2015 Steele D2/948
- D723,253 S * 3/2015 Blaise D2/948
- D736,511 S * 8/2015 Mungo D2/961

(Continued)

Primary Examiner — Elizabeth J Oswecki
(74) *Attorney, Agent, or Firm* — Dunlap Bennett & Ludwig PLLC

(57) **CLAIM**

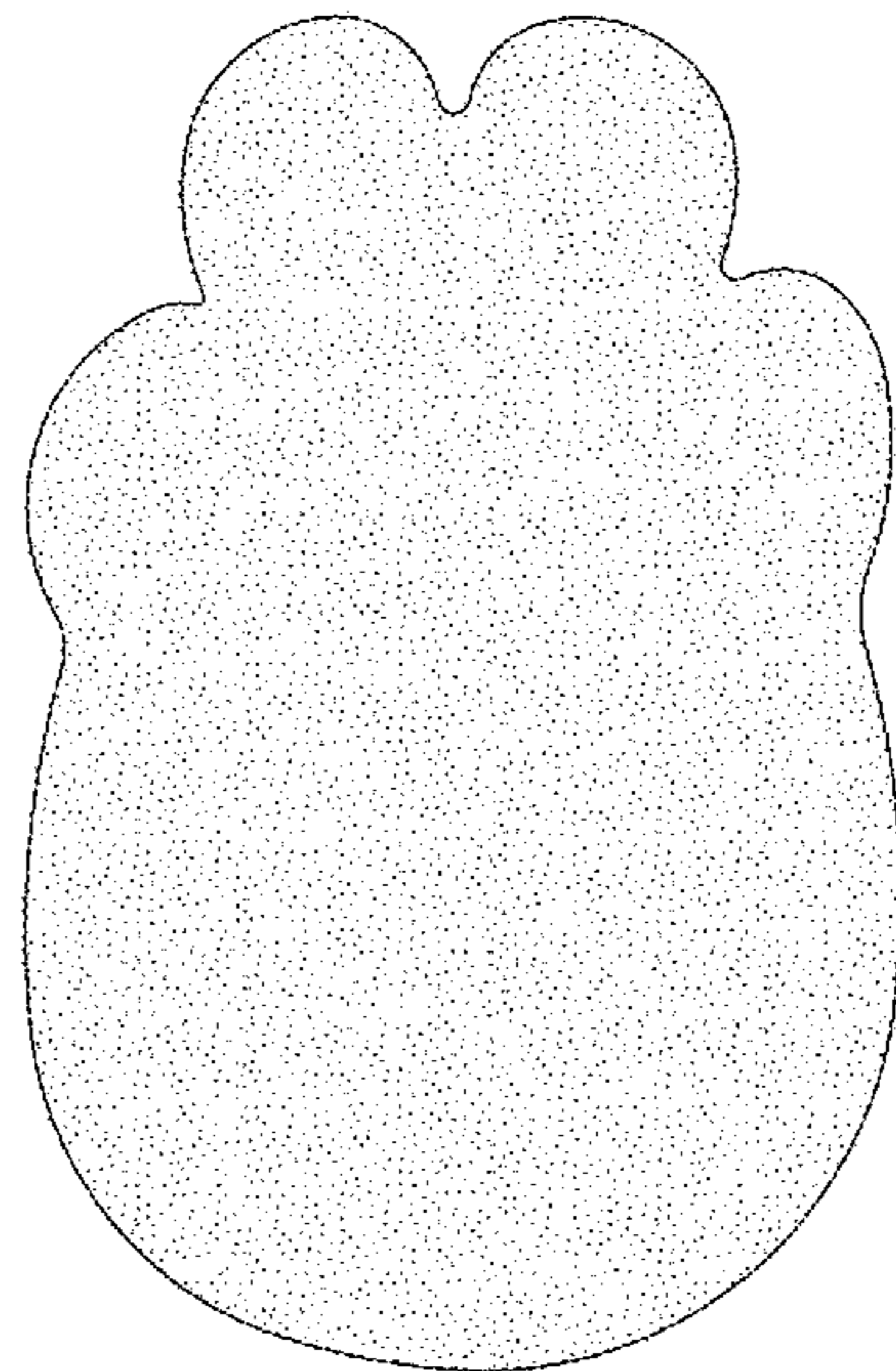
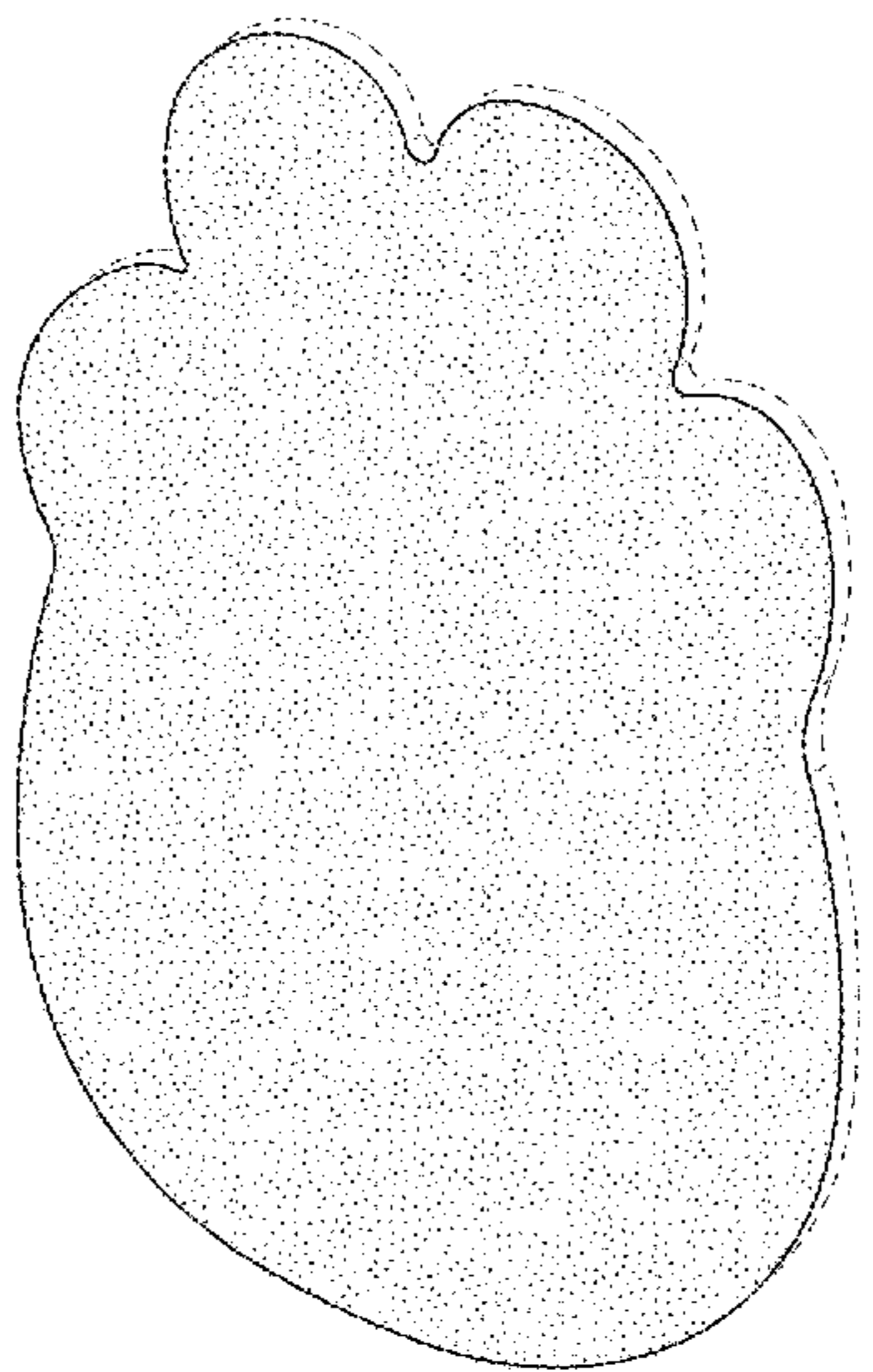
The ornamental design for a shoe pad, as shown and described.

DESCRIPTION

FIG. 1 is a front perspective view of a shoe pad showing my new design;
FIG. 2 is a front elevation view of FIG. 1;
FIG. 3 is a rear elevation view of FIG. 1;
FIG. 4 is a left side elevation view of FIG. 1;
FIG. 5 is a right side elevation view of FIG. 1;
FIG. 6 is a top plan view of FIG. 1; and,
FIG. 7 is a bottom plan view of FIG. 1.
Several figures show a pattern on a portion of the shoe pad, which illustrates a surface treatment of a non-slip raised bump material. This surface treatment does not obscure or override the underlying design, and the underlying configuration without the surface treatment is considered part of the disclosed invention.

1 Claim, 3 Drawing Sheets

- (56) **References Cited**
U.S. PATENT DOCUMENTS
1,730,466 A * 10/1929 Mallott A43B 7/142
36/140
2,475,417 A * 7/1949 Wysowski A43B 7/1445
36/145
D247,832 S * 5/1978 Glasgow D2/952
D265,105 S * 6/1982 Arballo D21/385
D284,901 S * 8/1986 Tilles D2/961
D393,726 S * 4/1998 Sweeney D2/961



(56)

References Cited

U.S. PATENT DOCUMENTS

D737,559 S * 9/2015 Mungo D2/961
D748,922 S * 2/2016 Crumb D5/65

* cited by examiner




FIG. 2

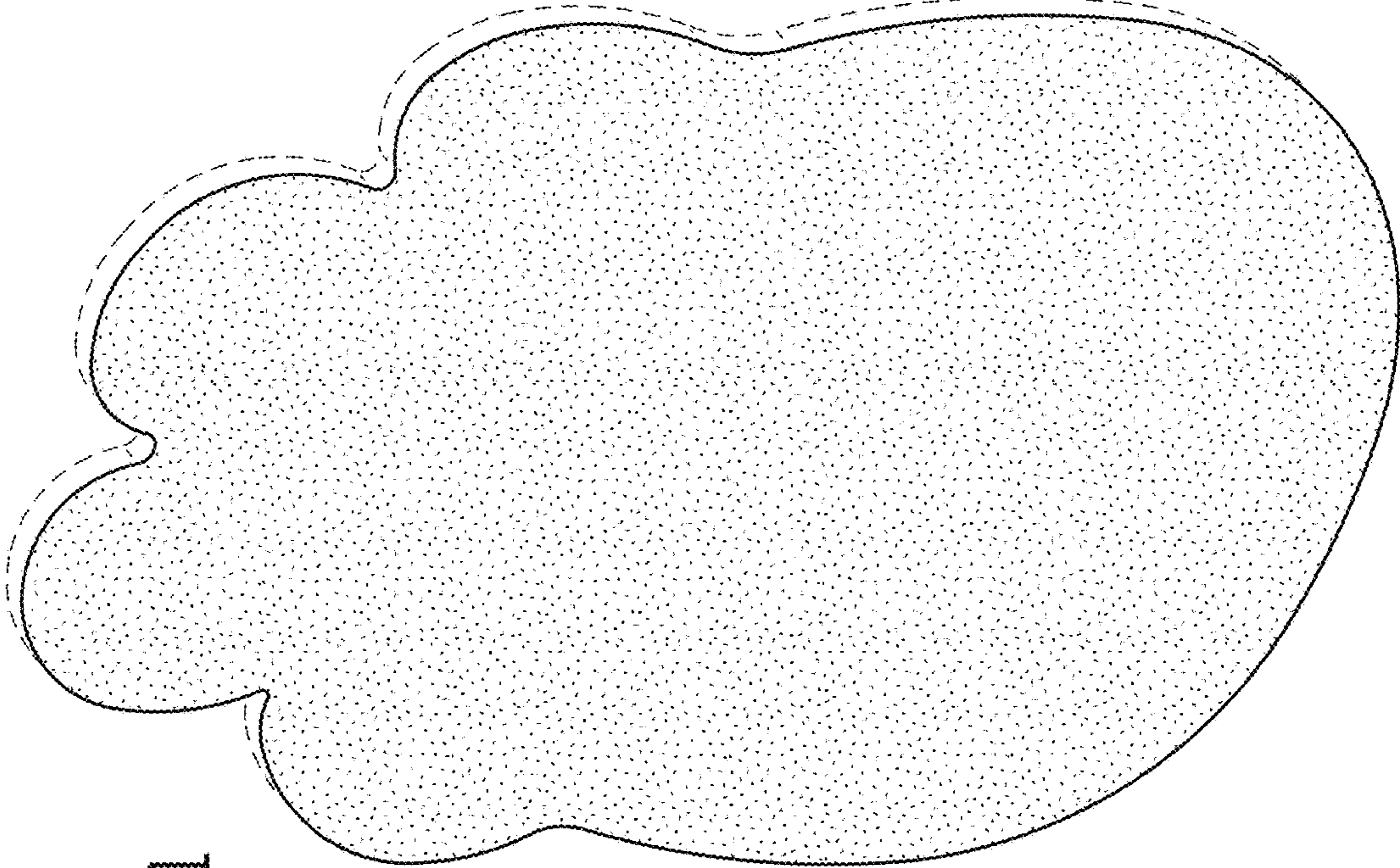


FIG. 1



FIG. 5




FIG. 4




FIG. 3



FIG. 6



FIG. 7