



US00D800423S

(12) **United States Design Patent**
Darmour

(10) **Patent No.:** **US D800,423 S**

(45) **Date of Patent:** **** Oct. 24, 2017**

(54) **GARMENT**

(71) Applicant: **NIKE, Inc.**, Beaverton, OR (US)

(72) Inventor: **Rob Darmour**, Portland, OR (US)

(73) Assignee: **NIKE, Inc.**, Beaverton, OR (US)

(**) Term: **15 Years**

(21) Appl. No.: **29/562,145**

(22) Filed: **Apr. 22, 2016**

(51) **LOC (10) Cl.** **02-02**

(52) **U.S. Cl.**

USPC **D2/828**

(58) **Field of Classification Search**

USPC D2/828–831, 833–834, 840–841,
D2/844–847, 850, 728, 749–750,
D2/753–755, 715–717; 2/84, 87, 90, 93,
2/96, 98, 100, 247, 236, 69

CPC . A41D 15/00; A41D 3/00; A41D 3/04; A41D
3/005; A41D 1/22; A41D 1/00; A41D
1/02; A41D 1/04; A41D 3/08

See application file for complete search history.

(56) **References Cited**

U.S. PATENT DOCUMENTS

- 2,302,368 A * 11/1942 Evans A41D 13/0151
2/16
- 2,589,636 A * 3/1952 Smith A41D 13/0151
2/16
- D261,071 S * 10/1981 Rolando D2/834
- 5,105,478 A * 4/1992 Pyc A41D 27/28
2/106
- 5,822,794 A * 10/1998 Allred A41D 13/0015
2/115
- D531,783 S 11/2006 Collier
- D662,282 S * 6/2012 Meunier-Bouchard D2/828
- D685,158 S * 7/2013 Lambertz D2/828

- 8,601,613 B2 * 12/2013 Melhart A41D 13/0015
2/125
- 8,661,563 B2 * 3/2014 Evans A41D 13/08
2/16
- D746,550 S * 1/2016 Roberts D2/839
- D757,397 S * 5/2016 Huang D2/828
- D764,750 S * 8/2016 Ballesteros D2/731
- D770,129 S * 11/2016 Lomax D2/731
- D775,785 S * 1/2017 Darmour D2/731

(Continued)

OTHER PUBLICATIONS

Nike Hypercool Fitted Longsleeve Compression Shirt. [announced online 2016.] <https://www.comlax.com/nike-hypercool-fitted-long-sleeve-compression-shirt> found May 19, 2017.*

(Continued)

Primary Examiner — Eric L Goodman

Assistant Examiner — Amy C Wierenga

(74) *Attorney, Agent, or Firm* — Shook, Hardy and Bacon L.L.P.

(57) **CLAIM**

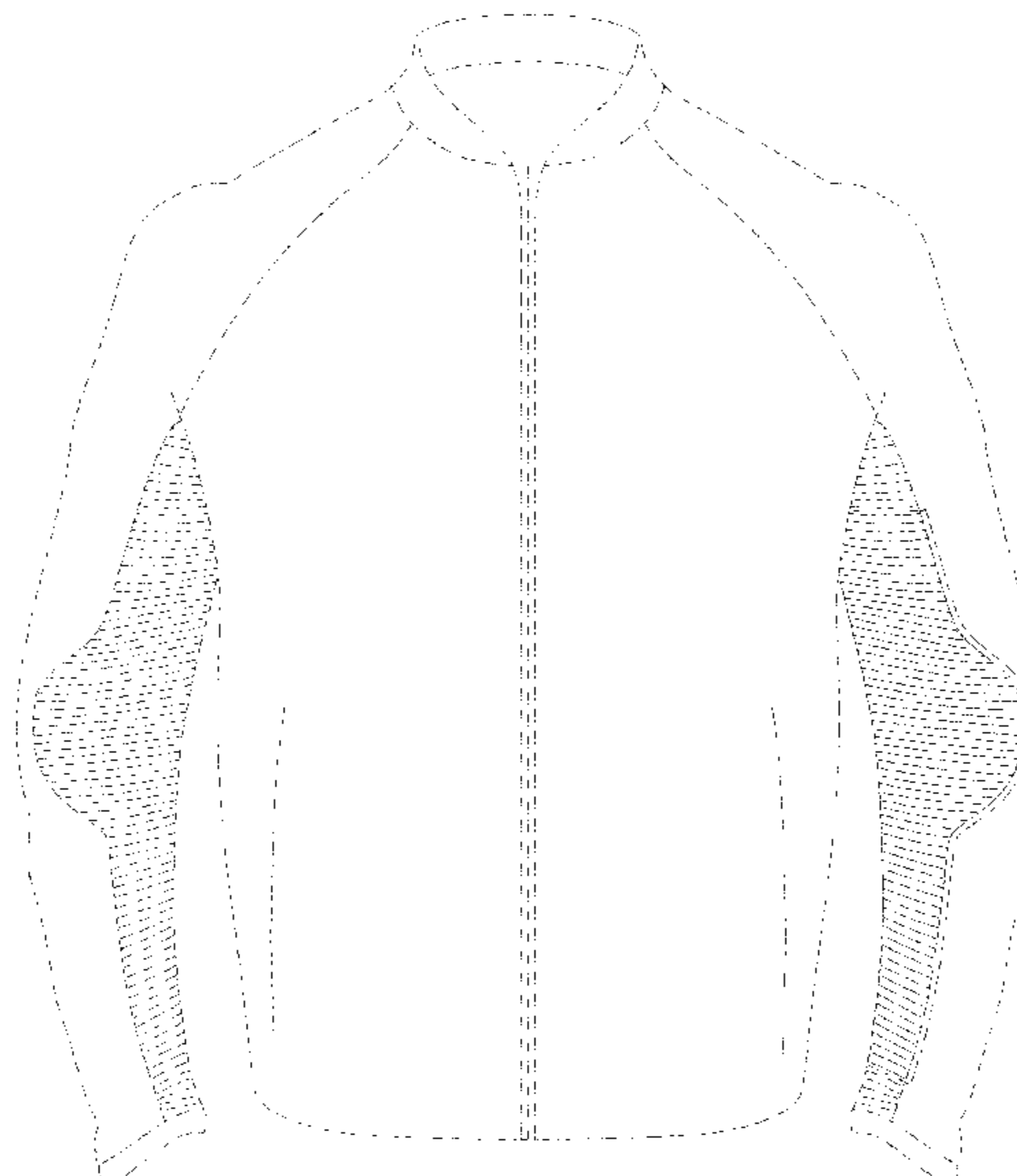
The ornamental design for a garment, as shown and described.

DESCRIPTION

FIG. 1 is a front view of a garment in an as-worn configuration according to the present design; FIG. 2 is a back view thereof; FIG. 3 is a bottom-up view thereof; FIG. 4 is a front view of the garment in a laid-flat configuration according to the present design; and, FIG. 5 is a back view thereof.

The evenly spaced broken lines shown in the drawing depict environment only and form no part of the claimed design. The long and short broken lines depict boundary lines that form no part of the claim.

1 Claim, 5 Drawing Sheets



(56)

References Cited

U.S. PATENT DOCUMENTS

2010/0000005 A1* 1/2010 Dossman A41D 13/0015
2/122

OTHER PUBLICATIONS

Notice of Allowance dated May 30, 2017 in Design U.S. Appl. No.
29/562,149, 10 pages.

* cited by examiner

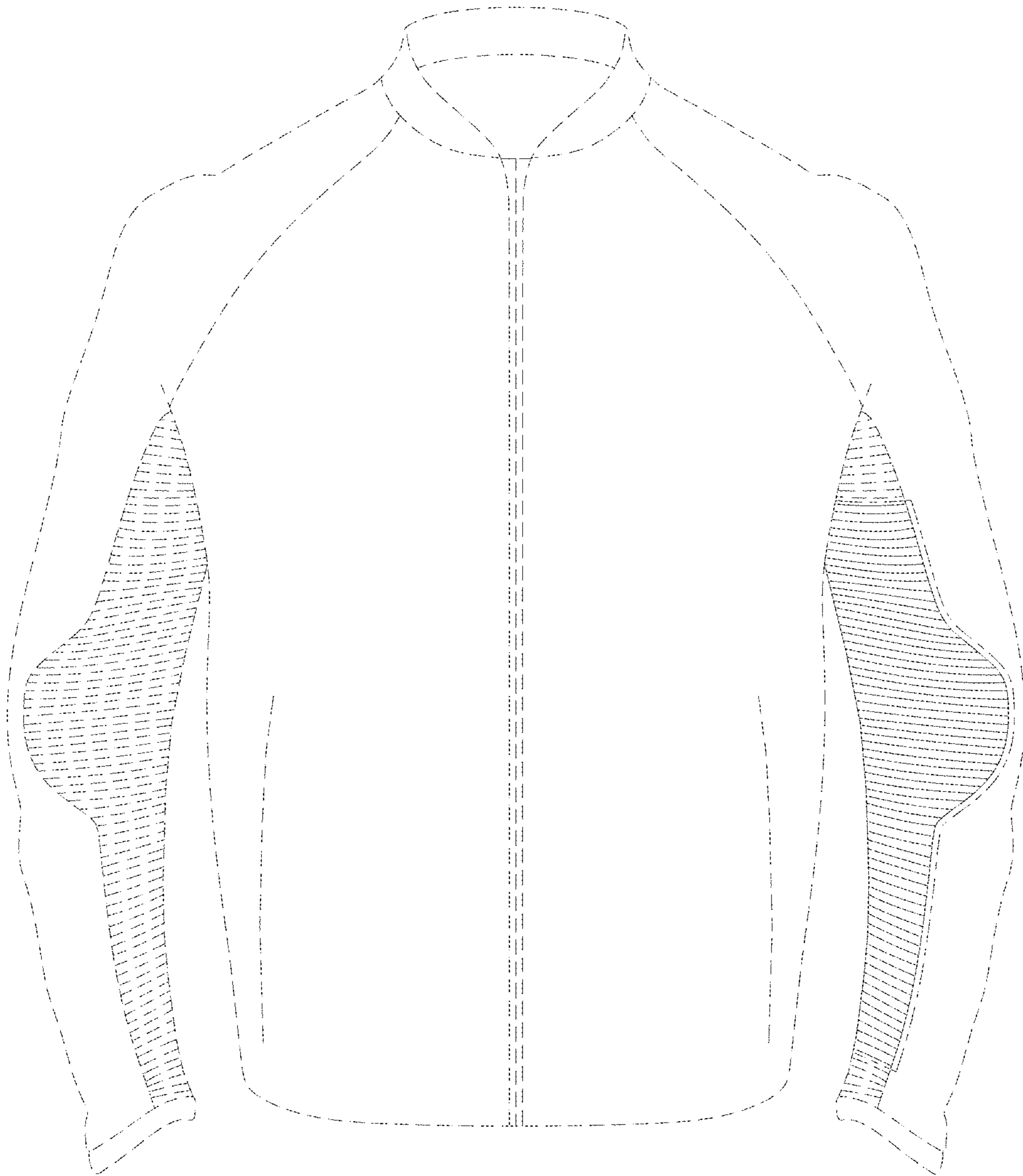


FIG. 1

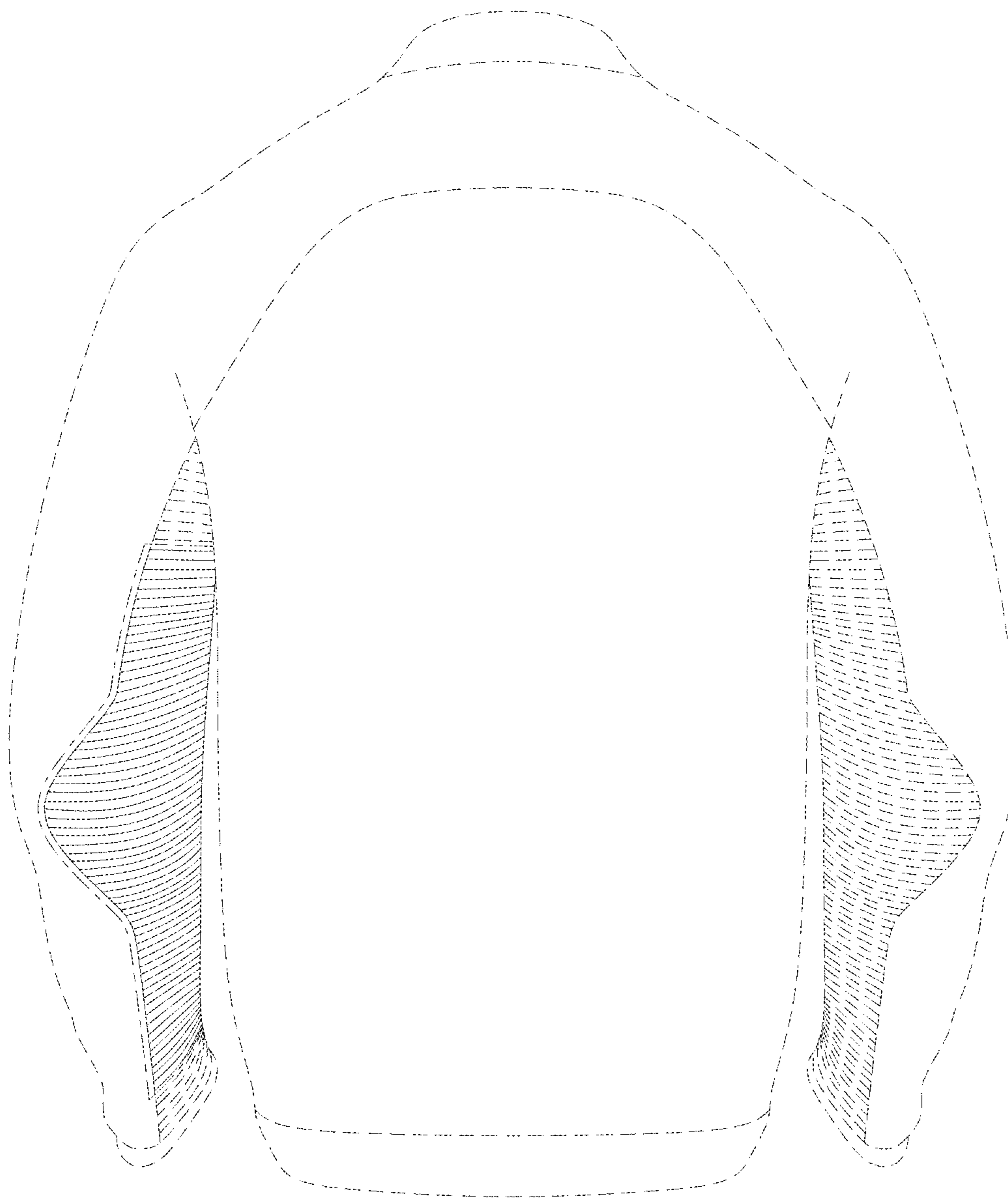


FIG. 2

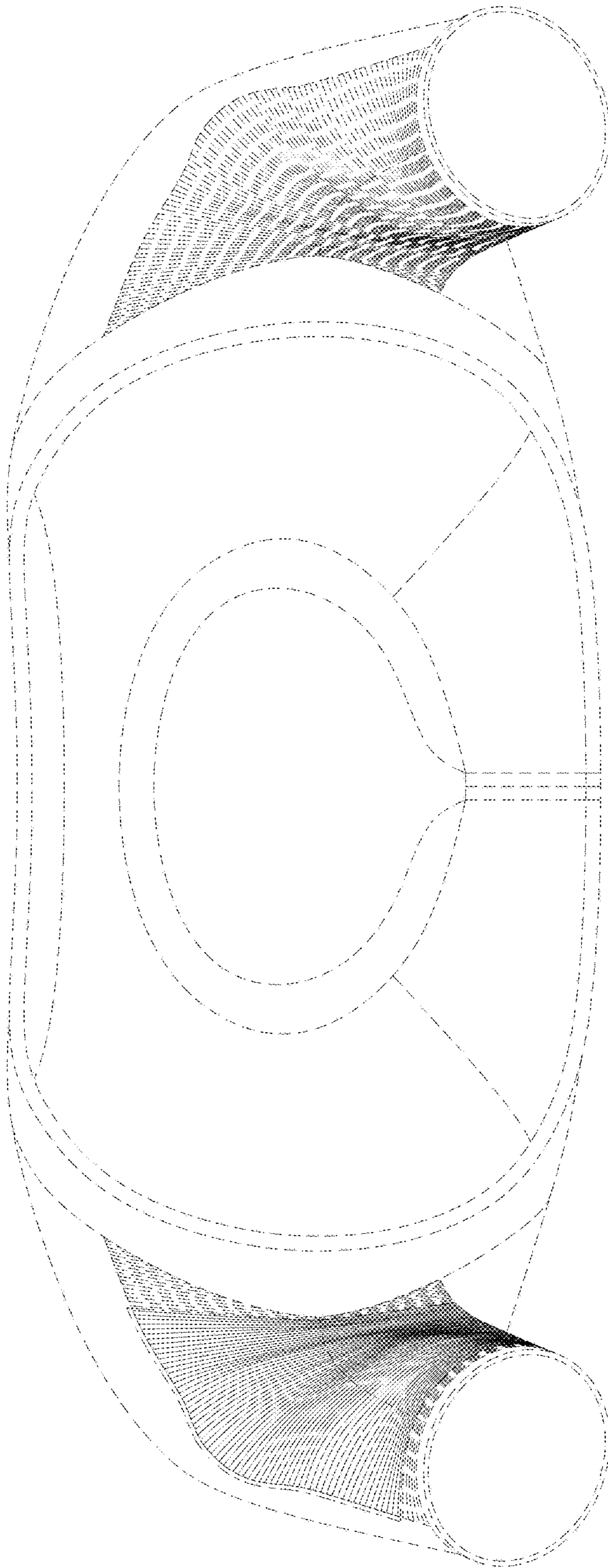


FIG. 3

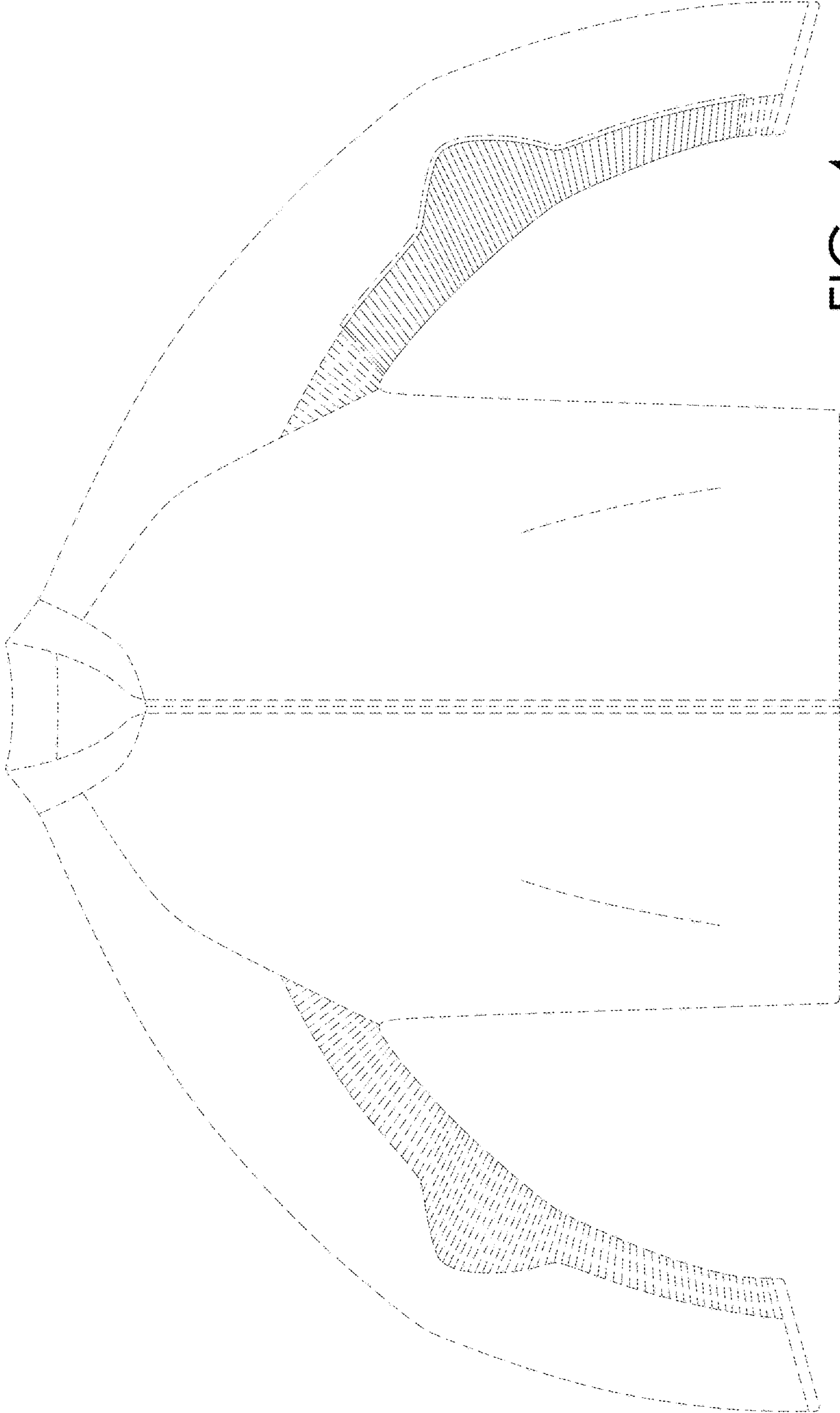


FIG. 4

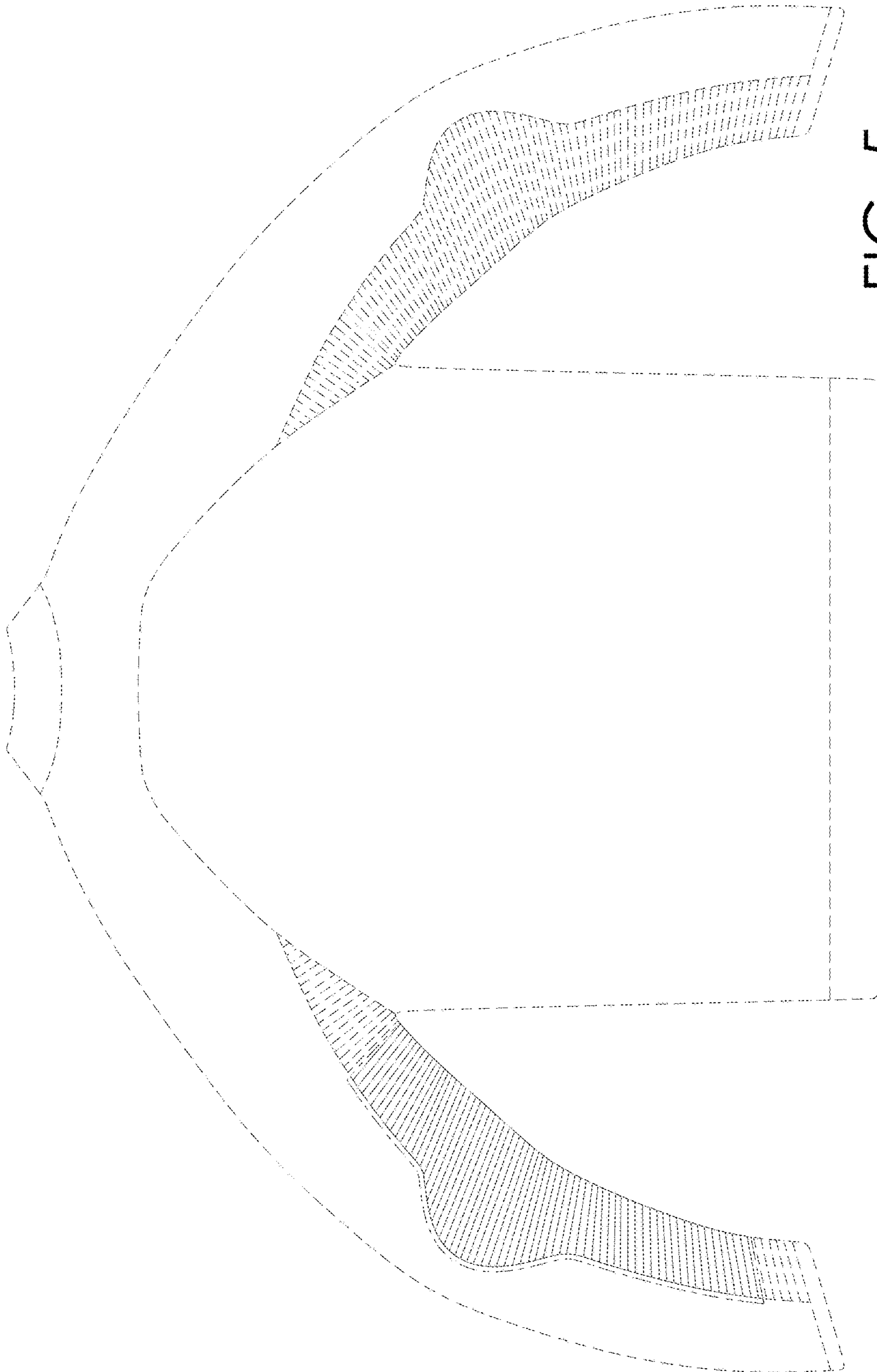


FIG. 5

UNITED STATES PATENT AND TRADEMARK OFFICE
CERTIFICATE OF CORRECTION

PATENT NO. : D800,423 S
APPLICATION NO. : 29/562145
DATED : October 24, 2017
INVENTOR(S) : Rob Darmour


Page 1 of 1

It is certified that error appears in the above-identified patent and that said Letters Patent is hereby corrected as shown below:

In the Description:

Line 8: "shown in the drawing" should read --shown in the drawings--

Signed and Sealed this
Thirtieth Day of January, 2018



Joseph Matal

*Performing the Functions and Duties of the
Under Secretary of Commerce for Intellectual Property and
Director of the United States Patent and Trademark Office*