



US00D800415S

(12) **United States Design Patent** (10) **Patent No.:** **US D800,415 S**
Moorcroft (45) **Date of Patent:** **** Oct. 24, 2017**

(54) **NECKTIE**
(71) Applicant: **John Ronald Moorcroft**, Daly City, CA (US)
(72) Inventor: **John Ronald Moorcroft**, Daly City, CA (US)

D209,656 S * 12/1967 Kossow D2/608
D249,399 S * 9/1978 Knapman D2/608
D420,490 S * 2/2000 Maddox D2/500
D449,453 S * 10/2001 Duritsch D5/58
D632,896 S * 2/2011 Sanders D5/58
D667,606 S * 9/2012 Botwinick D2/605
D729,495 S * 5/2015 Boyd D2/602
D739,641 S * 9/2015 Angeletti D2/600

* cited by examiner

(**) Term: **15 Years**

Primary Examiner — Karen E. Eldridge Powers

(21) Appl. No.: **29/576,044**

Assistant Examiner — Jasmine Mlinarcik

(22) Filed: **Aug. 31, 2016**

(74) *Attorney, Agent, or Firm* — Dunlap Bennett & Ludwig PLLC

(51) **LOC (10) Cl.** **02-05**

(52) **U.S. Cl.**
USPC **D2/609; D2/605**

(57) **CLAIM**

(58) **Field of Classification Search**
USPC D2/500, 600, 604, 605, 608, 609; D5/25, D5/57, 58
CPC A41D 23/00; A41D 25/00; A41D 25/001; A41D 25/022; A41D 25/04; A41D 25/06
See application file for complete search history.

The ornamental design for a necktie, as shown and described.

DESCRIPTION

(56) **References Cited**

U.S. PATENT DOCUMENTS

1,621,753 A * 3/1927 Romanoff A41D 25/04 2/155
1,900,490 A * 3/1933 Famous A41D 25/06 2/146
1,998,143 A * 4/1935 Newman A41D 25/001 2/146
2,605,473 A * 8/1952 Halsey A41D 25/022 2/153

FIG. 1 is a front perspective view of a necktie;
FIG. 2 is a front elevation view thereof;
FIG. 3 is a rear elevation view thereof;
FIG. 4 is a left side elevation view thereof, the right side elevation view being a mirror image thereof;
FIG. 5 is a top plan view of FIG. 1; and,
FIG. 6 is a bottom plan view of FIG. 1.
The broken lines shown in the drawings depict portions of the necktie that form no part of the claimed design.
The neck tie is shown with symbolic breaks in its length.
The appearance of any portion of the article between the break lines forms no part of the claimed design.

1 Claim, 3 Drawing Sheets

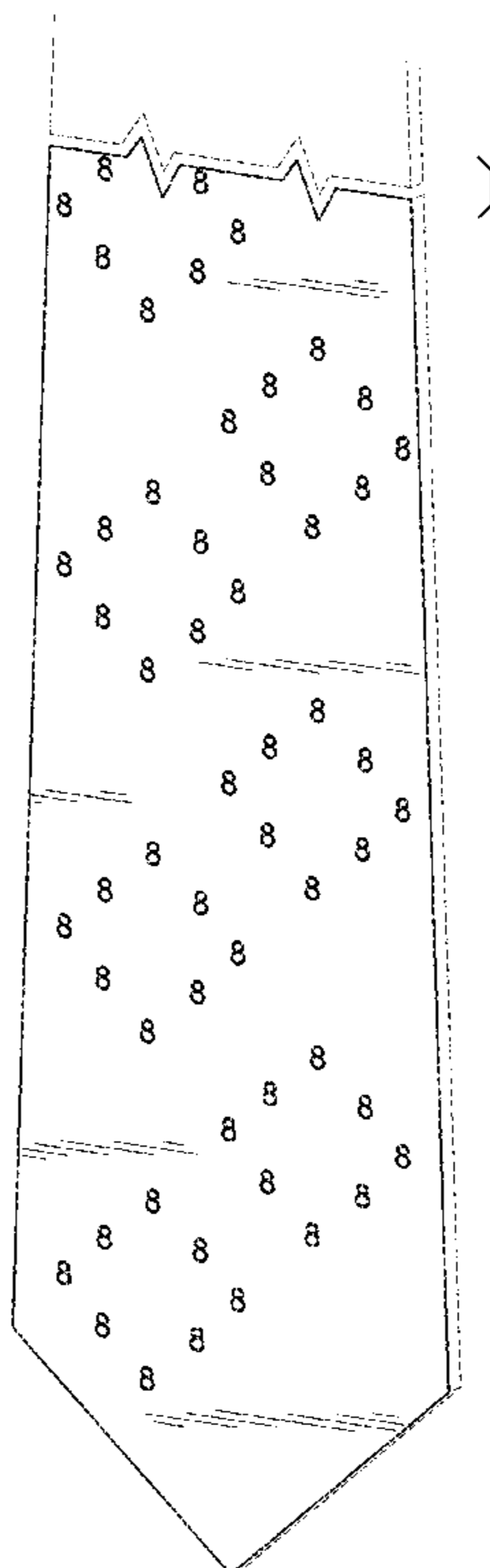
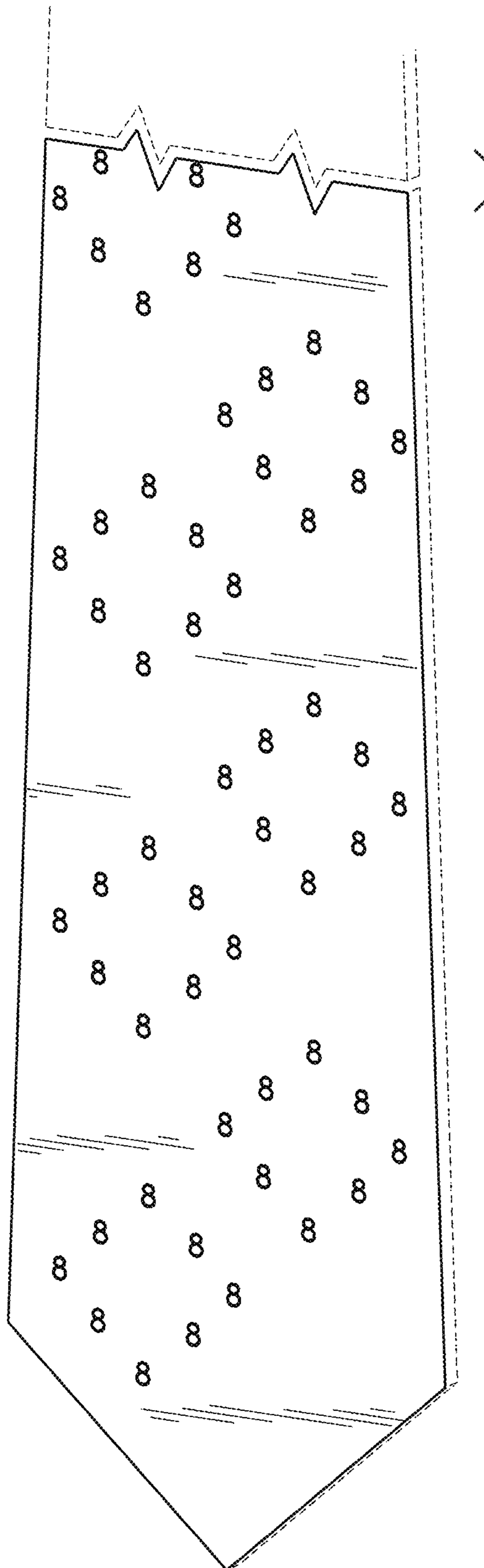


FIG. 1



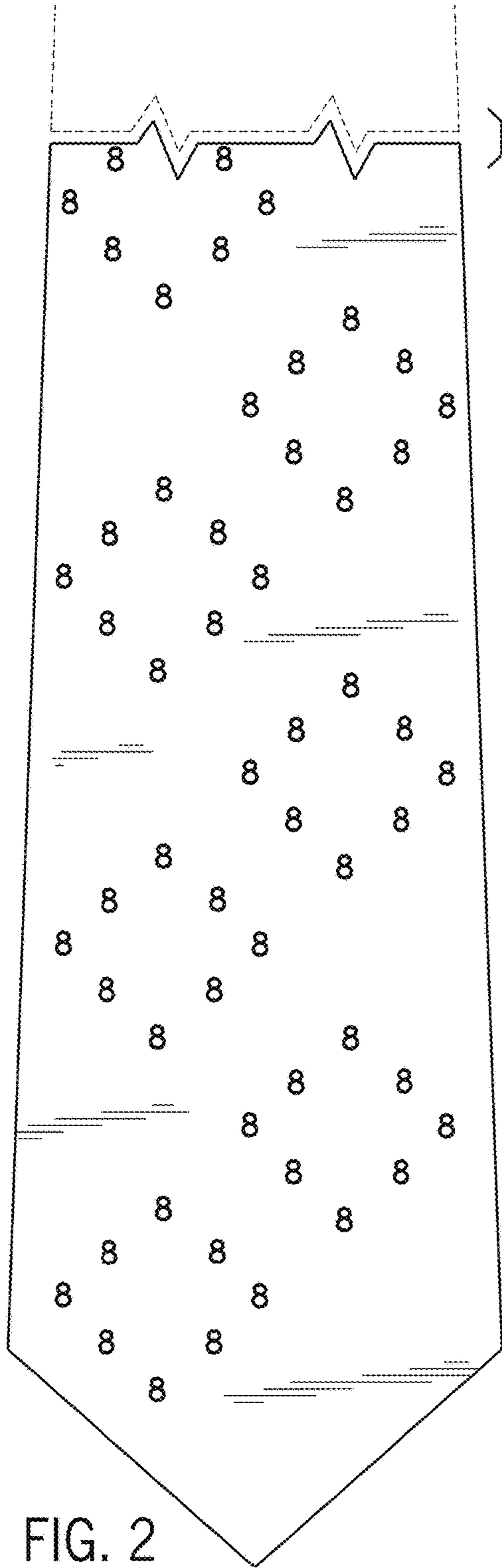


FIG. 2




FIG. 3

FIG. 4


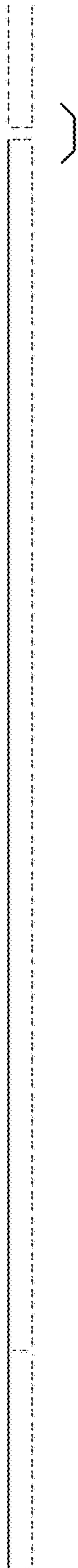


FIG. 5

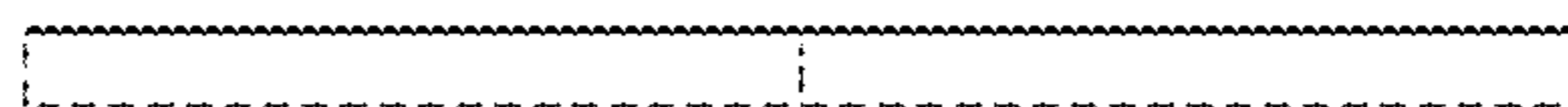


FIG. 6