



US00D800402S

(12) **United States Design Patent** (10) **Patent No.:** **US D800,402 S**  
**Ha et al.** (45) **Date of Patent:** **\*\* Oct. 17, 2017**

(54) **DETERGENT DISPENSER FOR WASHING MACHINE**

CPC ..... D06F 39/022; D06F 39/028; D06F 39/14; D06F 37/28; D06F 33/02; D06F 58/00; D06F 58/02

(71) Applicant: **LG ELECTRONICS INC.**, Seoul (KR)

See application file for complete search history.

(72) Inventors: **Youngsoo Ha**, Seoul (KR); **Taewoo Yoo**, Seoul (KR); **Eunyoung Chee**, Seoul (KR); **Jeaseok Seong**, Seoul (KR)

(56) **References Cited**

U.S. PATENT DOCUMENTS

D393,333 S *	4/1998	Kibler .....	D32/3
D481,178 S *	10/2003	Wendt .....	D32/3
D595,464 S *	6/2009	Nam .....	D32/25
D767,837 S *	9/2016	Chee .....	D32/25
D773,132 S *	11/2016	Ha .....	D32/25
D773,133 S *	11/2016	Ha .....	D32/25

(73) Assignee: **LG ELECTRONICS INC.**, Seoul (KR)

\* cited by examiner

(\*\*) Term: **15 Years**

*Primary Examiner* — Richard E Chilcot

(21) Appl. No.: **35/501,426**

(74) *Attorney, Agent, or Firm* — Birch, Stewart, Kolasch & Birch, LLP

(22) Filed: **Feb. 26, 2016**

(80) **Hague Agreement Data**

Int. Filing Date: **Feb. 26, 2016**  
Int. Reg. No.: **DM/089791**  
Int. Reg. Date: **Feb. 26, 2016**  
Int. Reg. Pub. Date: **Aug. 26, 2016**

(57) **CLAIM**

The ornamental design for a detergent dispenser for washing machine, as shown and described.

(30) **Foreign Application Priority Data**

Sep. 10, 2015 (KR) ..... 30-2015-0046163

(51) **LOC (10) Cl.** ..... **15-05**

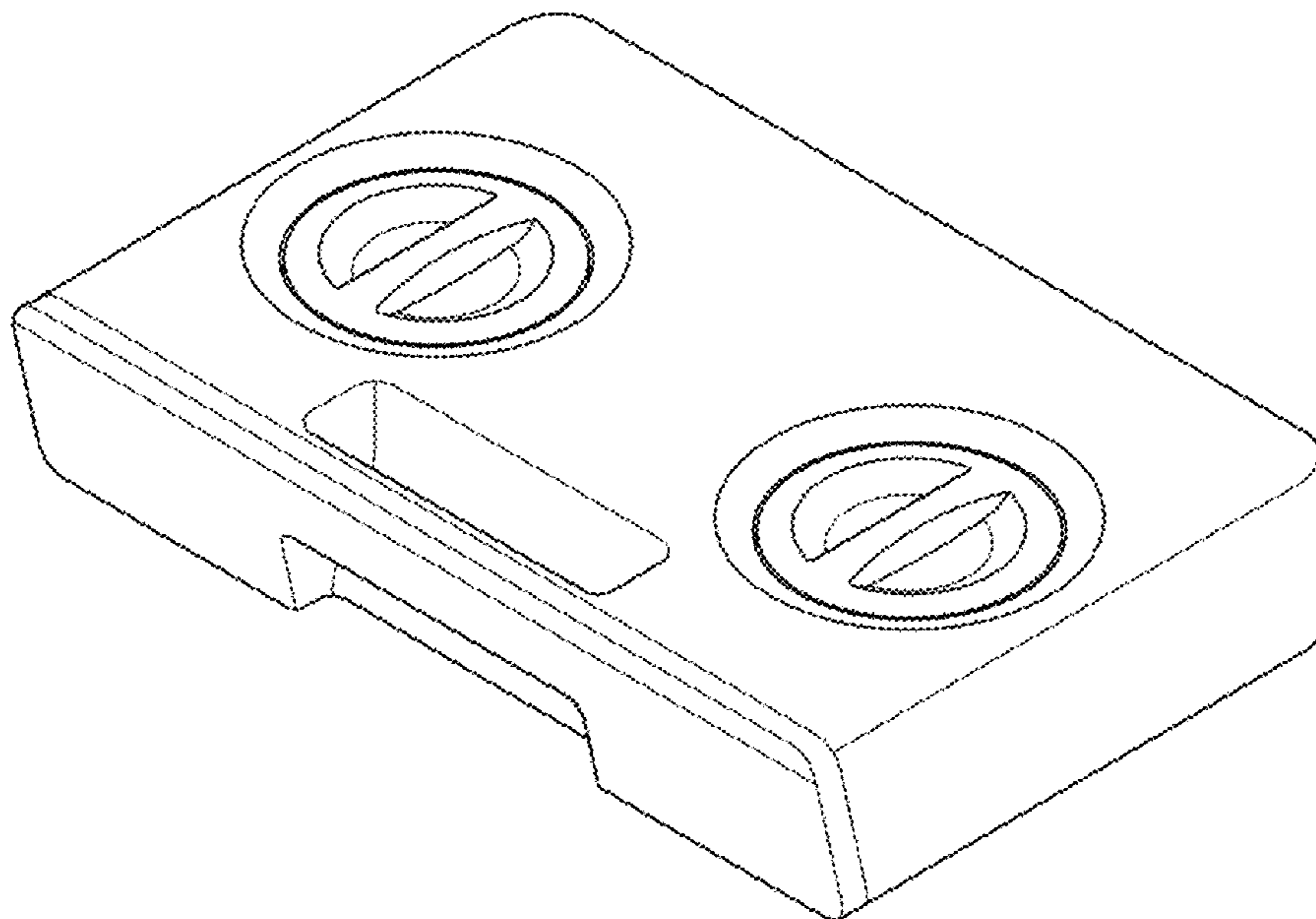
(52) **U.S. Cl.**  
USPC ..... **D32/29.1**  
CPC ..... **D06F 39/022** (2013.01)

(58) **Field of Classification Search**  
USPC ..... D32/1, 5, 6, 8, 10, 25, 28, 29.1; 68/11, 68/20, 27, 29, 38, 3 R

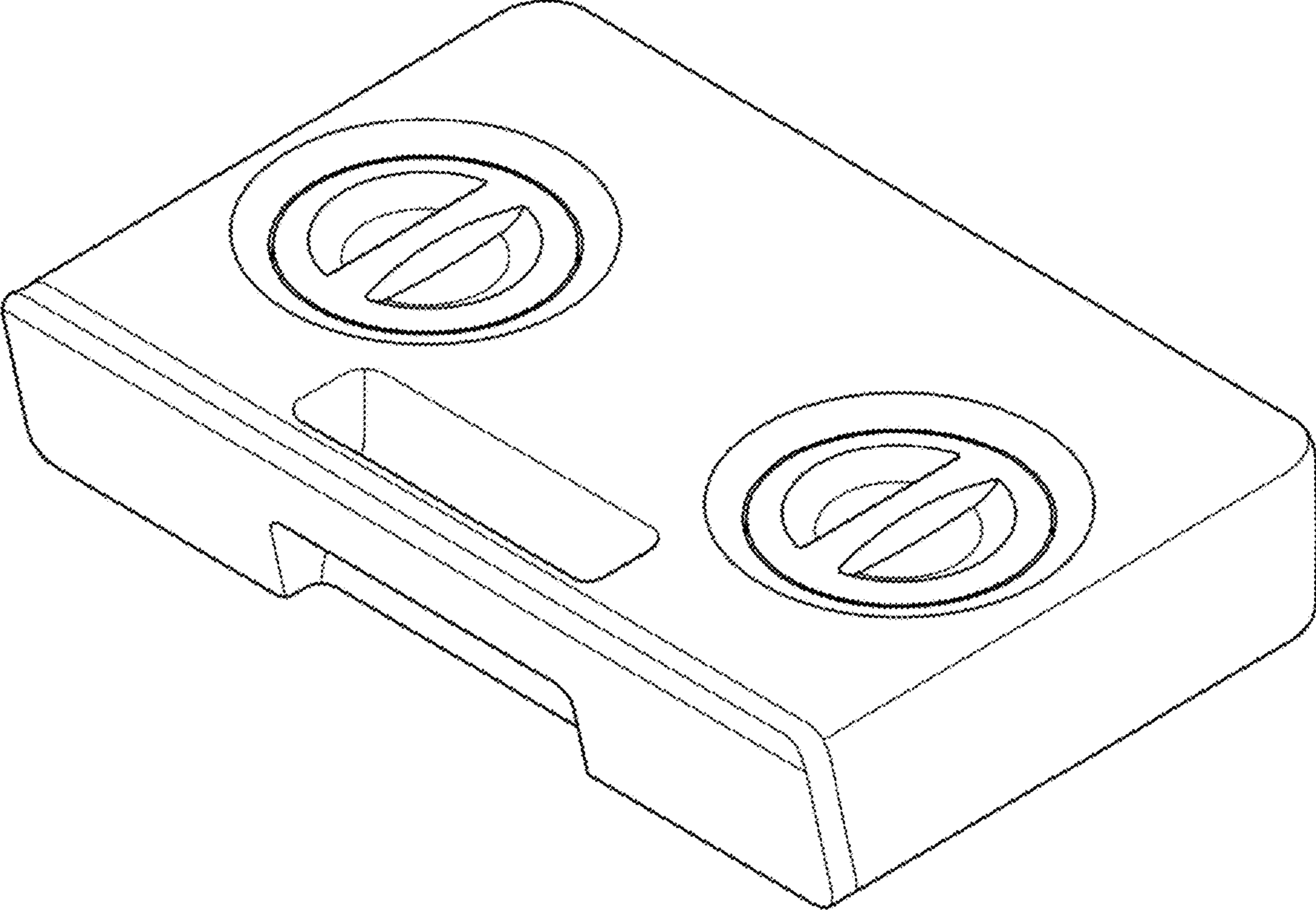
**DESCRIPTION**

1. Detergent dispenser for washing machine  
FIG. 1.1 is a perspective view of our new design for a detergent dispenser for a washing machine;  
FIG. 1.2 is a front elevation view thereof;  
FIG. 1.3 is a rear elevation view thereof;  
FIG. 1.4 is a left-side elevation view thereof;  
FIG. 1.5 is a right-side elevation view thereof;  
FIG. 1.6 is a top plan view thereof;  
FIG. 1.7 is a bottom plan view thereof.


**1 Claim, 7 Drawing Sheets**



1.1



1.2



**1.3**



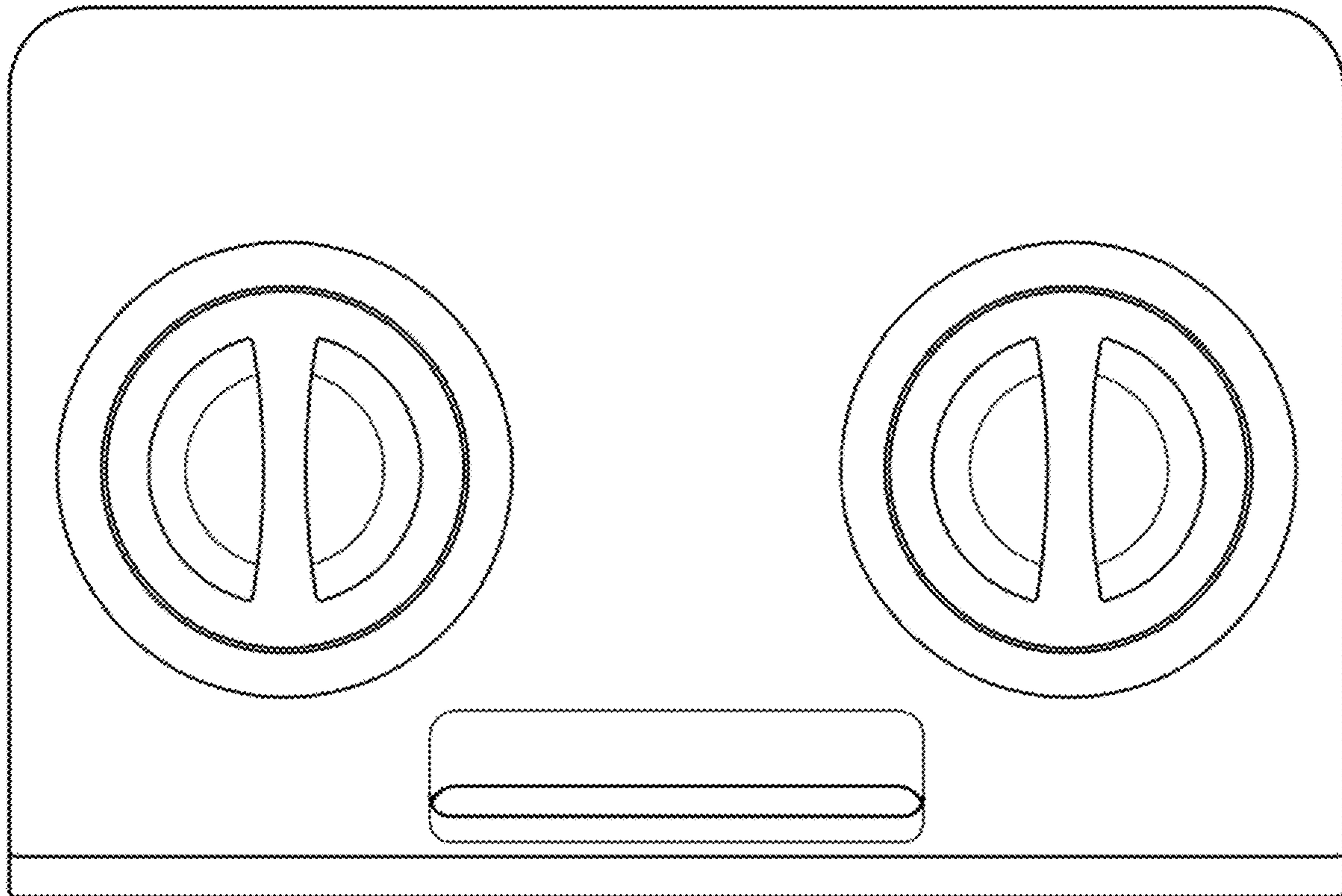
1.4



1.5



1.6



1.7

