

US00D800392S

(12) **United States Design Patent** (10) **Patent No.:** **US D800,392 S**  
**Willows et al.** (45) **Date of Patent:** **\*\* Oct. 17, 2017**

(54) **REFLECTIVE STRIP**  
(71) Applicant: **Amphipod, Inc.**, Seattle, WA (US)  
(72) Inventors: **Keith S. Willows**, Seattle, WA (US);  
**June A. Angus**, Seattle, WA (US);  
**Antonio Del Rosario**, Bellevue, WA (US)  
(73) Assignee: **AMPHIPOD, INC.**, Seattle, WA (US)  
(\*\*) Term: **15 Years**  
(21) Appl. No.: **29/548,548**  
(22) Filed: **Dec. 15, 2015**  
(51) **LOC (10) Cl.** ..... **29-02**  
(52) **U.S. Cl.**  
USPC ..... **D29/122; D10/109.1**  
(58) **Field of Classification Search**  
USPC ..... **D29/122; D10/109.1; D20/10**  
CPC ..... **A41D 13/01; A41D 27/08; B60Q 7/00;**  
**A01K 13/003; A45F 3/14; B62J 27/00**  
See application file for complete search history.

D369,237 S 4/1996 Gamm  
D369,568 S 5/1996 Sloom  
D374,507 S \* 10/1996 Beliveau ..... D29/108  
5,677,790 A 10/1997 Taglieri  
5,768,041 A 6/1998 Rudolph  
5,923,483 A 7/1999 Sloom  
D418,267 S 12/1999 Lin  
6,000,111 A 12/1999 Deskins et al.  
6,086,213 A 7/2000 Holce  
6,106,130 A 8/2000 Harding  
D430,707 S \* 9/2000 Petraborg ..... D29/108  
6,170,959 B1 1/2001 Richardson, III  
D442,506 S 5/2001 Allen  
6,224,234 B1 5/2001 Demmery  
6,506,465 B1 1/2003 Sloom  
D469,709 S 2/2003 Sloom  
6,590,145 B2 7/2003 Doiron

(Continued)

*Primary Examiner* — Randall H. Gholson  
(74) *Attorney, Agent, or Firm* — Lowe Graham Jones PLLC

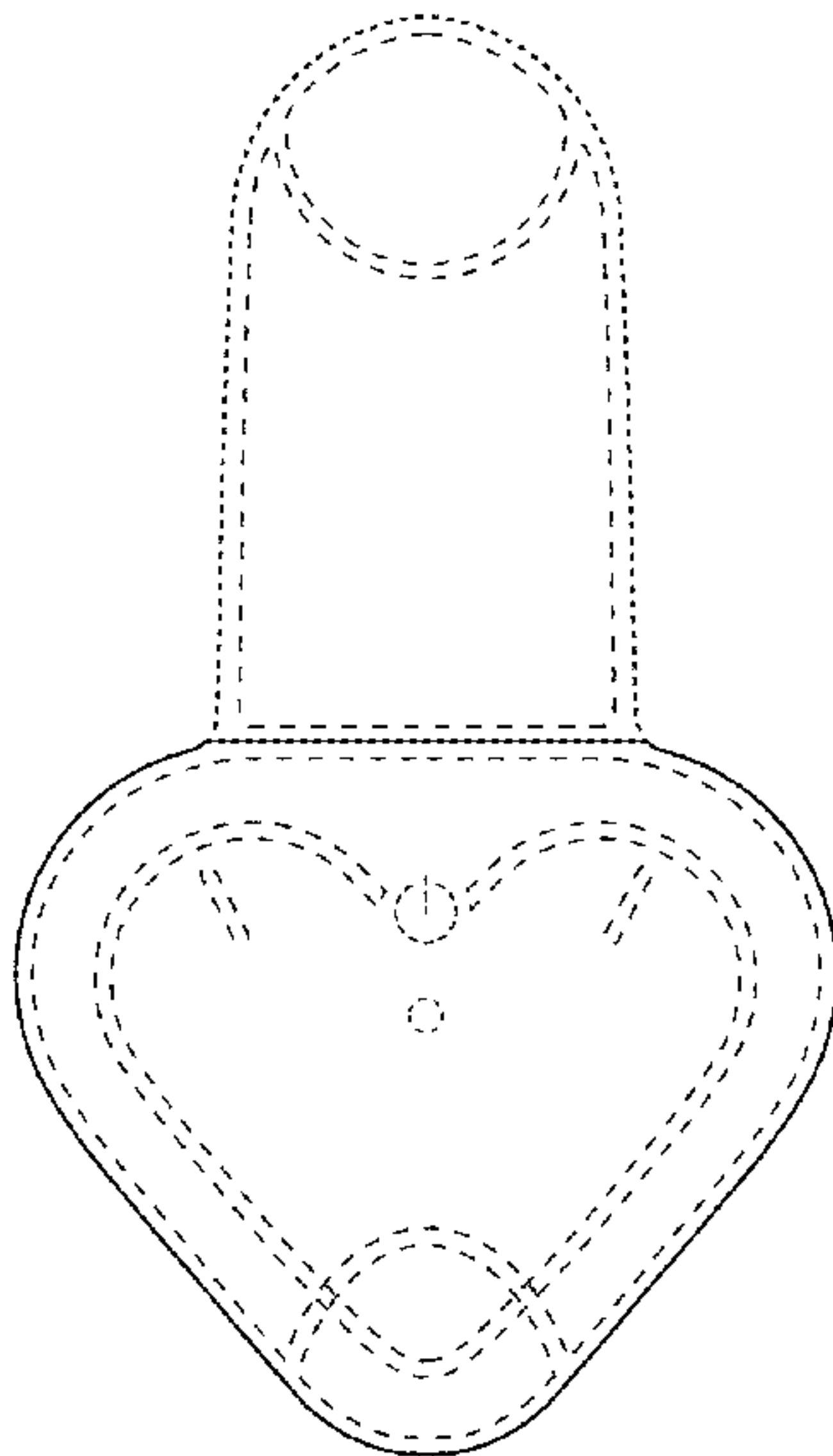
(57) **CLAIM**  
We claim the ornamental design for the reflective strip, as shown and described.

**DESCRIPTION**

FIG. 1 is a front view of the reflective strip.  
FIG. 2 is a top view of the reflective strip.  
FIG. 3 is a left side view of the reflective strip.  
FIG. 4 is a right side view of the reflective strip.  
FIG. 5 is a bottom view of the reflective strip.  
FIG. 6 is rear a view of the reflective strip; and,  
FIG. 7 is a perspective view of the reflective strip, shown in a preferred environment in which the reflective strip is clipped to a pocket of a representative shirt or other article of clothing, which is shown in partial cut-away view. Features illustrated in phantom lines are intended to show a preferred environment for the reflective strip and form no portion of the claimed design.

(56) **References Cited**  
U.S. PATENT DOCUMENTS  
3,363,293 A 1/1968 Nemrod et al.  
3,849,804 A 11/1974 Rakow  
3,894,790 A 7/1975 Golden et al.  
3,901,554 A 8/1975 Kennedy et al.  
4,571,025 A 2/1986 Stephen  
D302,179 S \* 7/1989 Patsis ..... D20/31  
5,088,439 A 2/1992 Anderson  
5,169,702 A 12/1992 Schell  
5,193,026 A 3/1993 Purvis et al.  
5,274,847 A \* 1/1994 Lauttamus ..... G02C 11/00  
2/206  
5,285,312 A 2/1994 Mastro  
5,358,461 A 10/1994 Bailey, Jr.  
D356,675 S 3/1995 Gamm

**1 Claim, 2 Drawing Sheets**



(56)

**References Cited**

U.S. PATENT DOCUMENTS

6,988,298	B2	1/2006	Ternasky et al.	
D624,247	S	9/2010	Thind	
7,841,741	B2	11/2010	Chan et al.	
D666,833	S	9/2012	Robinson	
D699,007	S	2/2014	Willows et al.	
D699,399	S	2/2014	Willows et al.	
D699,898	S	2/2014	Willows et al.	
D699,899	S	2/2014	Willows et al.	
D724,487	S *	3/2015	Dighton .....	D11/222
D757,403	S *	5/2016	Skinner .....	D2/895

\* cited by examiner

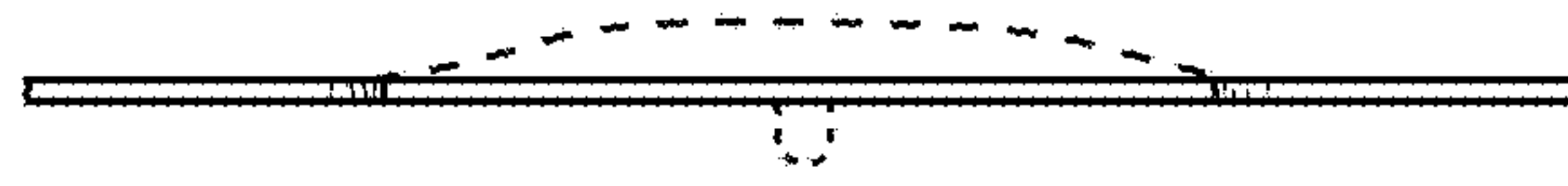


Fig. 2



Fig. 3

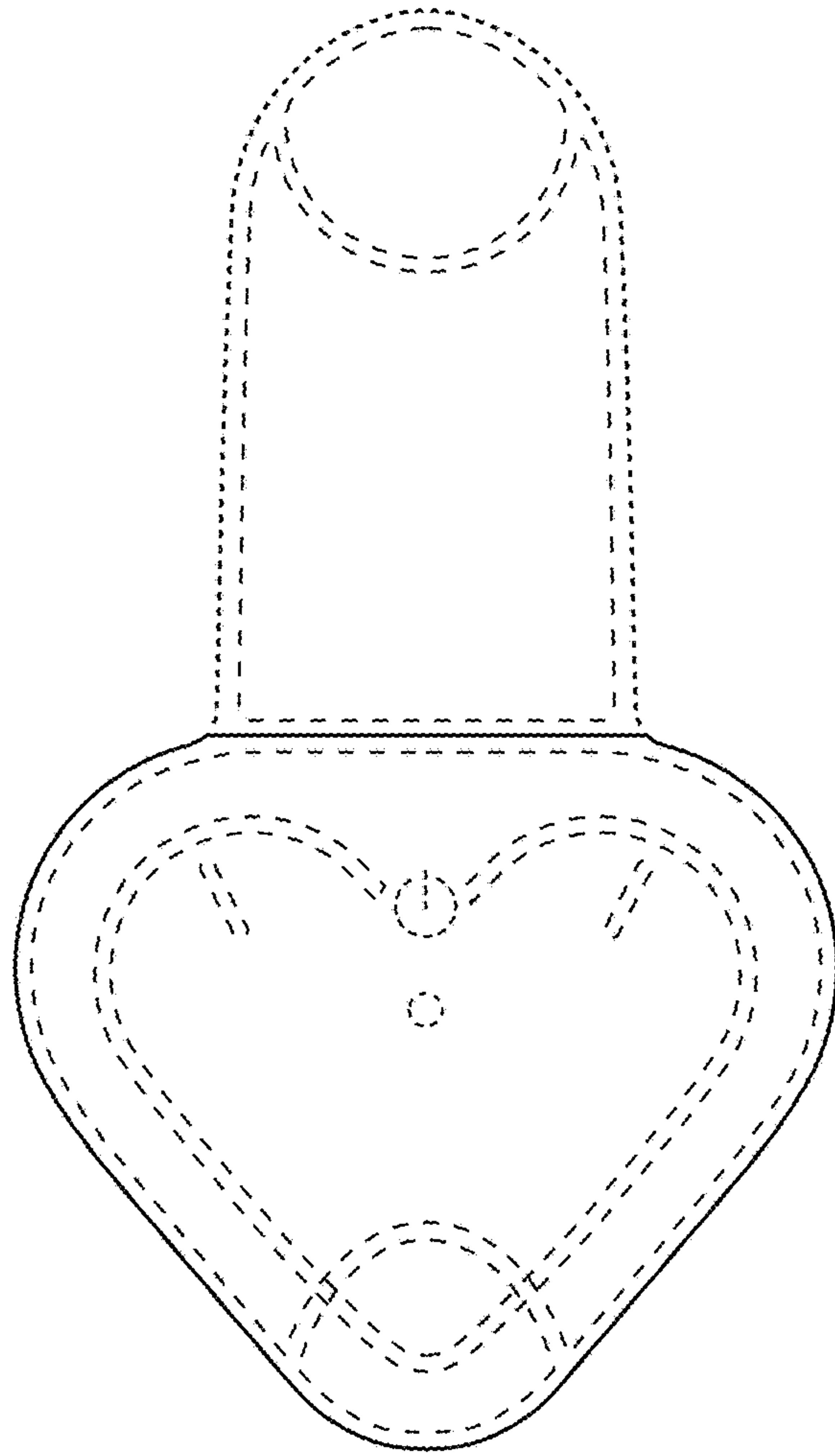


Fig. 1




Fig. 4




Fig. 5

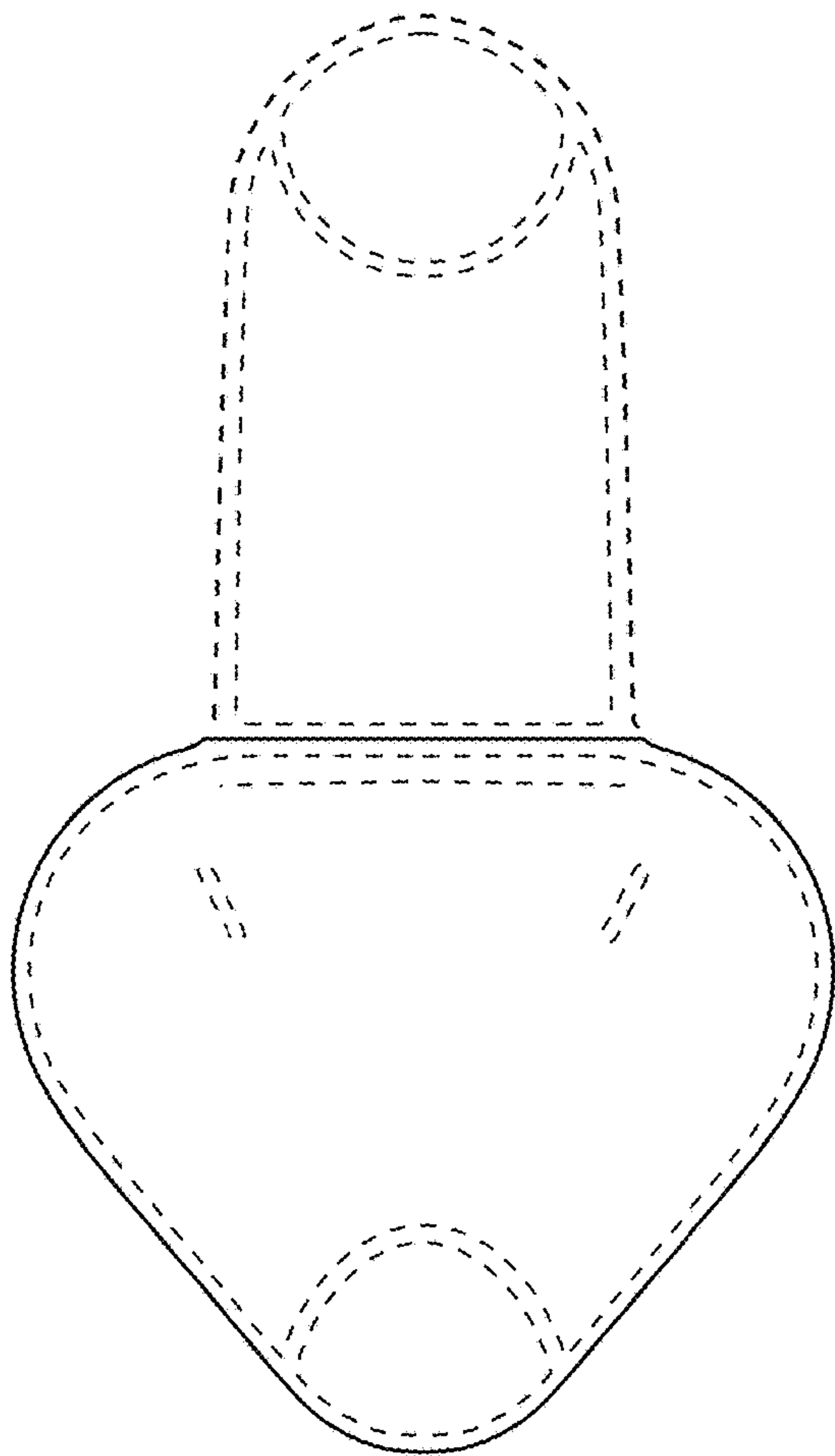


Fig. 6

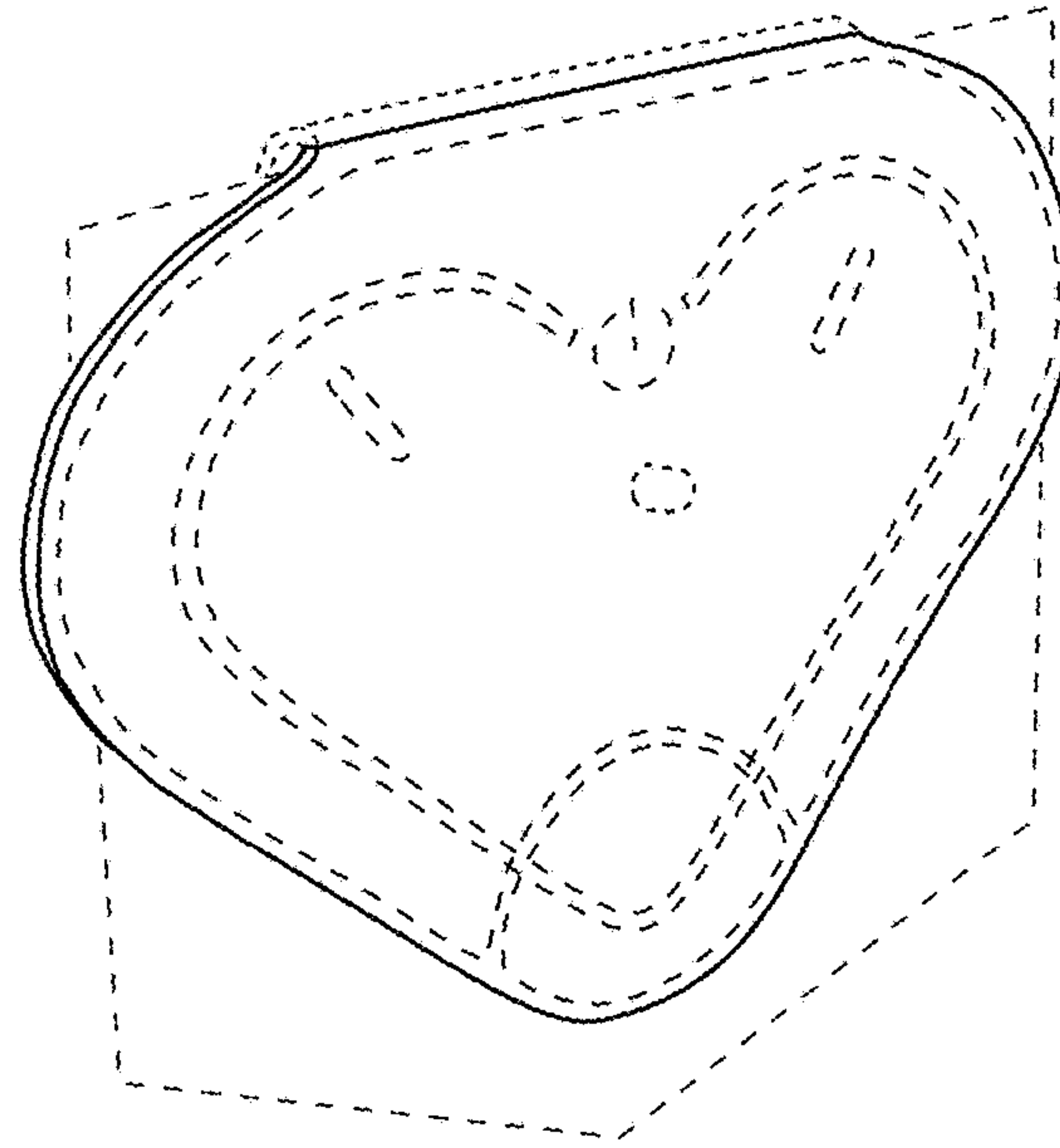


Fig. 7