



US00D800391S

(12) **United States Design Patent**  
**Wako**

(10) **Patent No.:** **US D800,391 S**

(45) **Date of Patent:** **\*\* Oct. 17, 2017**

(54) **HELMET**

(71) Applicant: **SHOEI CO., LTD.**, Taito-ku, Tokyo (JP)

(72) Inventor: **Masanori Wako**, Tokyo (JP)

(73) Assignee: **SHOEI CO., LTD.**, Tokyo (JP)

(\*\*) Term: **14 Years**

(21) Appl. No.: **29/496,015**

(22) Filed: **Jul. 8, 2014**

(51) **LOC (10) Cl.** ..... **09-03**

(52) **U.S. Cl.**  
USPC ..... **D29/107**

(58) **Field of Classification Search**  
USPC ..... D29/102-107, 122  
CPC ..... A63B 71/10; A63B 71/222; A63B 71/04;  
A63B 71/166; A63B 71/228; A63B 71/32;  
A63B 71/105; A01K 55/00; A42B 3/222;  
A42B 3/166; A42B 3/04; A42B 3/228;  
A42B 3/32; A42B 3/105  
See application file for complete search history.

(56) **References Cited**

**U.S. PATENT DOCUMENTS**

- D353,026 S \* 11/1994 Kamata ..... D29/105
- 6,009,562 A \* 1/2000 Bullock ..... A42B 3/16  
2/12
- D498,882 S \* 11/2004 Yi ..... D29/107
- D499,213 S \* 11/2004 Lee ..... D29/105
- D549,883 S \* 8/2007 Dion ..... D29/106
- D581,099 S \* 11/2008 Ahn ..... D29/107
- D583,102 S \* 12/2008 Summers ..... D29/106

- D626,291 S \* 10/2010 Lee ..... D29/102
- D670,445 S \* 11/2012 Kimura ..... D29/104
- D680,694 S \* 4/2013 Hwang ..... D29/107
- D684,320 S \* 6/2013 Mateu Codina ..... D29/106

**OTHER PUBLICATIONS**

An Office Action issued by the United States Patent and Trademark Office dated Feb. 1, 2016 for co-pending U.S. Appl. No. 29/508,236. An Office Action issued by the United States Patent and Trademark Office dated Feb. 18, 2017 for co-pending U.S. Appl. No. 29/508,236.

\* cited by examiner

*Primary Examiner* — Ruth McInroy

(74) *Attorney, Agent, or Firm* — Law Office of Katsuhiro Arai


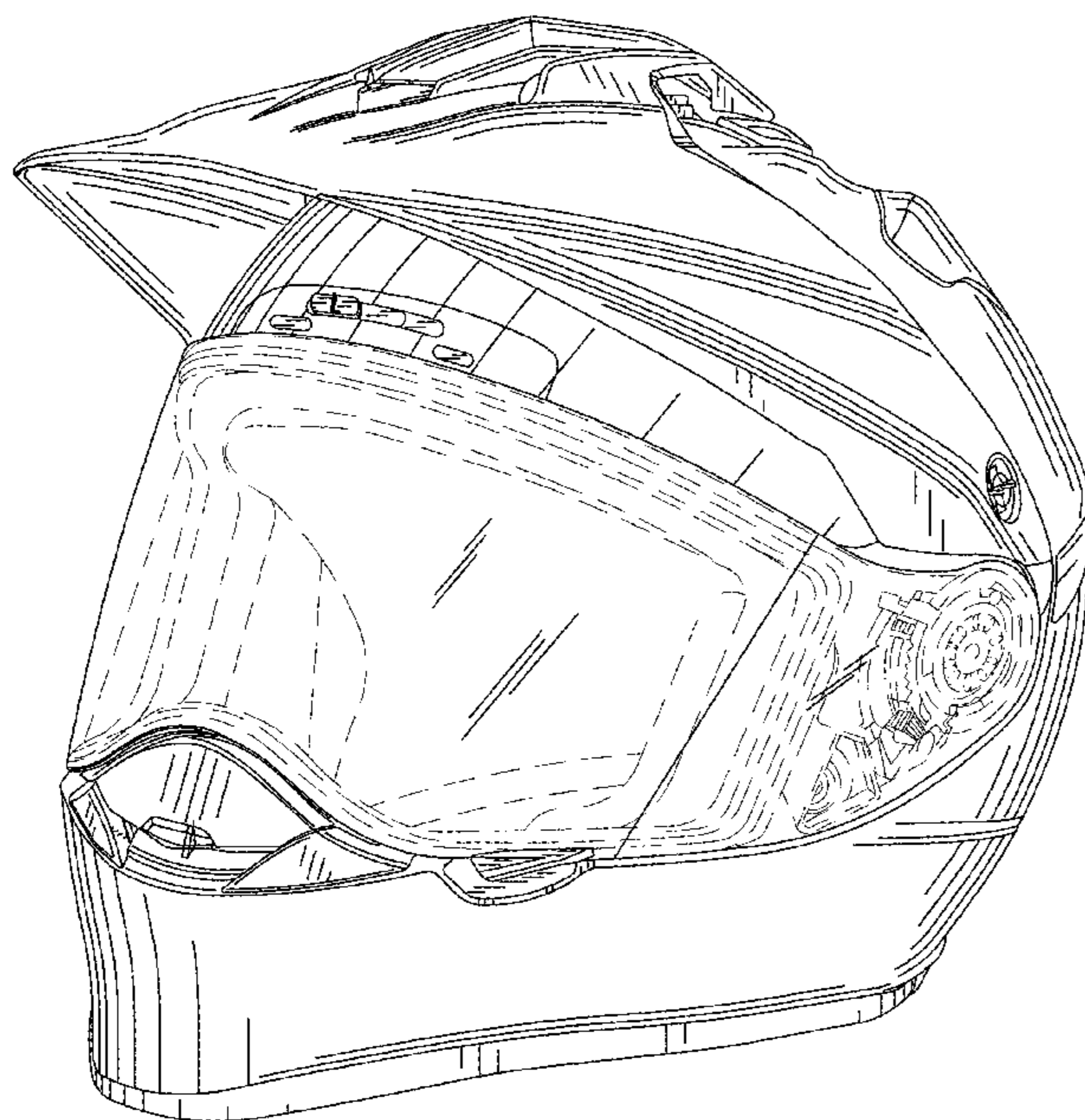
(57) **CLAIM**


The ornamental design for a helmet, as shown and described.

**DESCRIPTION**

FIG. 1 is a front elevation view of a helmet showing my new design;  
FIG. 2 is a rear view thereof;  
FIG. 3 is a top plan view thereof;  
FIG. 4 is a left side view thereof;  
FIG. 5 is a right side view thereof;  
FIG. 6 is a front left perspective view thereof; and,  
FIG. 7 is a rear right perspective view thereof.  
The details shown in broken lines form no part of the claimed design.

**1 Claim, 7 Drawing Sheets**





*FIG. 1*

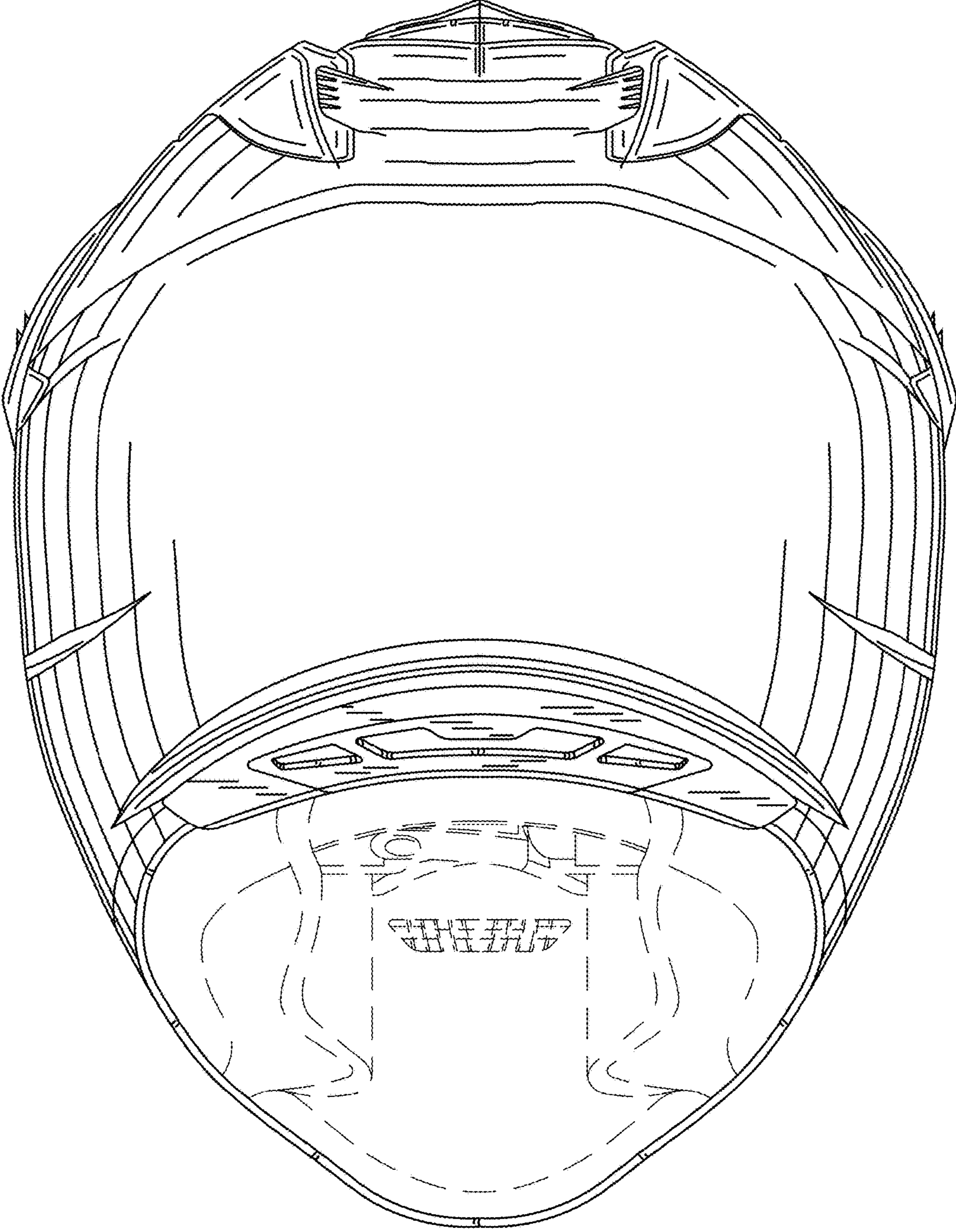
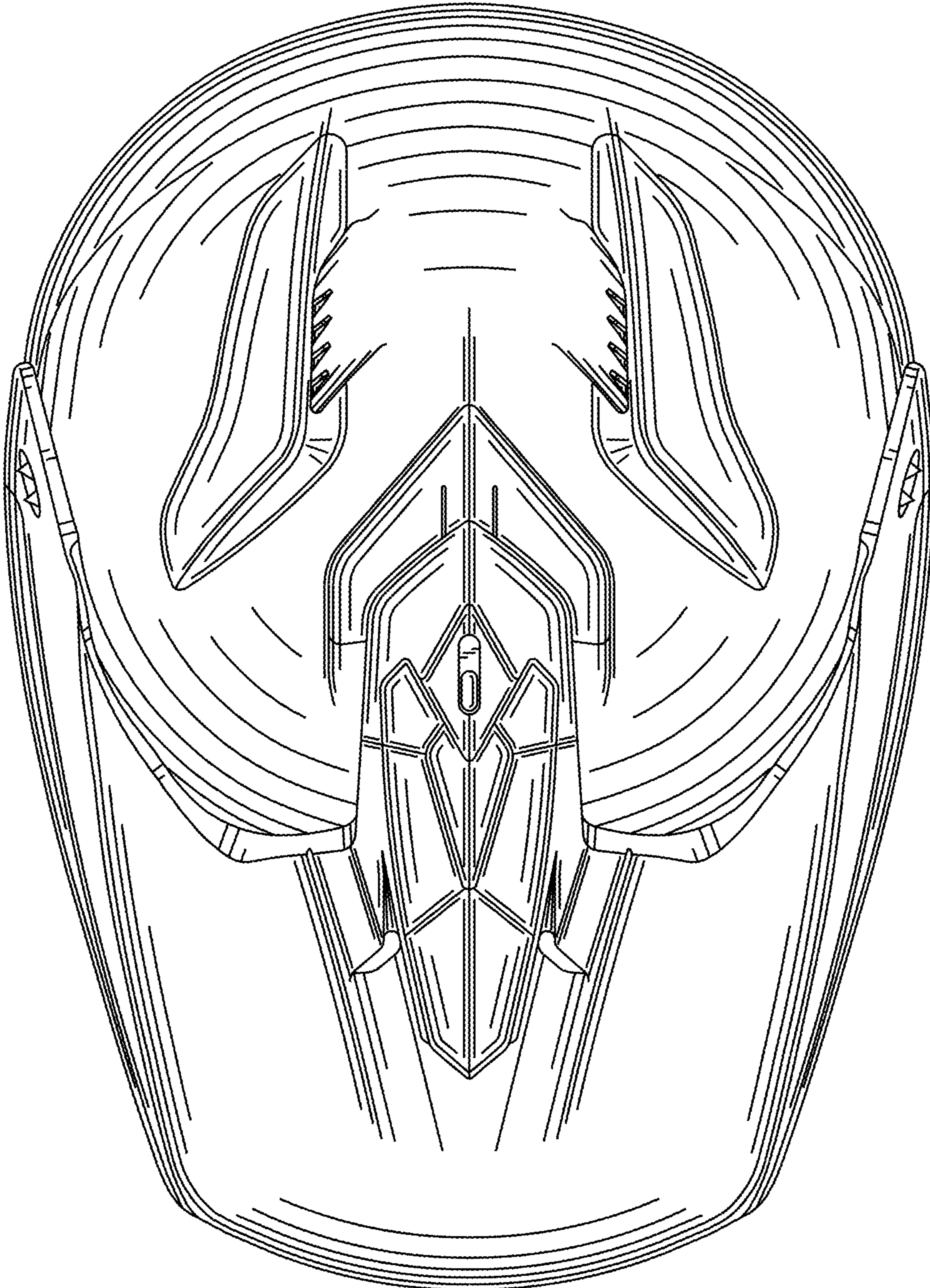




FIG. 2



*FIG. 3*



*FIG. 4*



*FIG. 5*




FIG. 6




FIG. 7