



US00D800343S

(12) **United States Design Patent** (10) **Patent No.:** **US D800,343 S**
Stanfill (45) **Date of Patent:** **** Oct. 17, 2017**

(54) **SIDING TRIM**
(71) Applicant: **Rustique Enterprises, Inc.**, O'Fallon, MO (US)
(72) Inventor: **Heath Stanfill**, Foristell, MO (US)
(73) Assignee: **Rustique Enterprises, Inc.**, O'Fallon, MO (US)
(**) Term: **15 Years**
(21) Appl. No.: **29/538,863**
(22) Filed: **Sep. 9, 2015**

3,831,334 A 8/1974 Rutkowski et al.
4,189,885 A 2/1980 Fritz
5,016,415 A 5/1991 Kellis
5,090,174 A 2/1992 Fragale
6,505,448 B2 1/2003 Ito
D518,186 S * 3/2006 Zarb D25/119
D549,851 S * 8/2007 Antonic D25/119
D552,259 S * 10/2007 Allsopp D25/119
D606,672 S * 12/2009 Southwell D25/122
8,104,234 B1 1/2012 Sawyer
D693,483 S 11/2013 Krieger
D724,239 S * 3/2015 Stanfill D25/119
D740,968 S * 10/2015 Stanfill D25/119
D754,881 S * 4/2016 Hatch D25/136
D762,878 S * 8/2016 Hatch D25/102
D767,169 S * 9/2016 Hatch D25/102
D776,302 S * 1/2017 Baker D25/136
2002/0029537 A1 3/2002 Manning et al.
2006/0075712 A1 4/2006 Gilbert et al.

Related U.S. Application Data

(62) Division of application No. 29/508,312, filed on Nov. 5, 2014, now Pat. No. Des. 740,968, which is a division of application No. 29/449,429, filed on Mar. 15, 2013, now Pat. No. Des. 724,239.

(51) **LOC (10) Cl.** **25-01**

(52) **U.S. Cl.**
USPC **D25/119**

(58) **Field of Classification Search**
USPC D25/119-125, 164, 102, 43, 44, 61, 136, D25/126, 138; 52/204.5, 204.62, 204.67, 52/204.68, 204.65, 790, 780, 781, 399, 52/244, 273, 277, 278, 279, 282.3, 52/799.11, 800.1, 800.11, 588.1, 716.1, 52/290, 287.1, 146, 170, 468, 469, 470, 52/272, 62, 281, 282.1, 716.2, 716.8
CPC E04F 13/0864; E04F 19/061; E04F 19/064
See application file for complete search history.

(56) **References Cited**

U.S. PATENT DOCUMENTS

248,327 A 10/1881 South
649,263 A 5/1900 Brabeck et al.

(Continued)

Primary Examiner — Cynthia Ramirez

Assistant Examiner — Gino Colan

(74) *Attorney, Agent, or Firm* — Thompson Coburn LLP

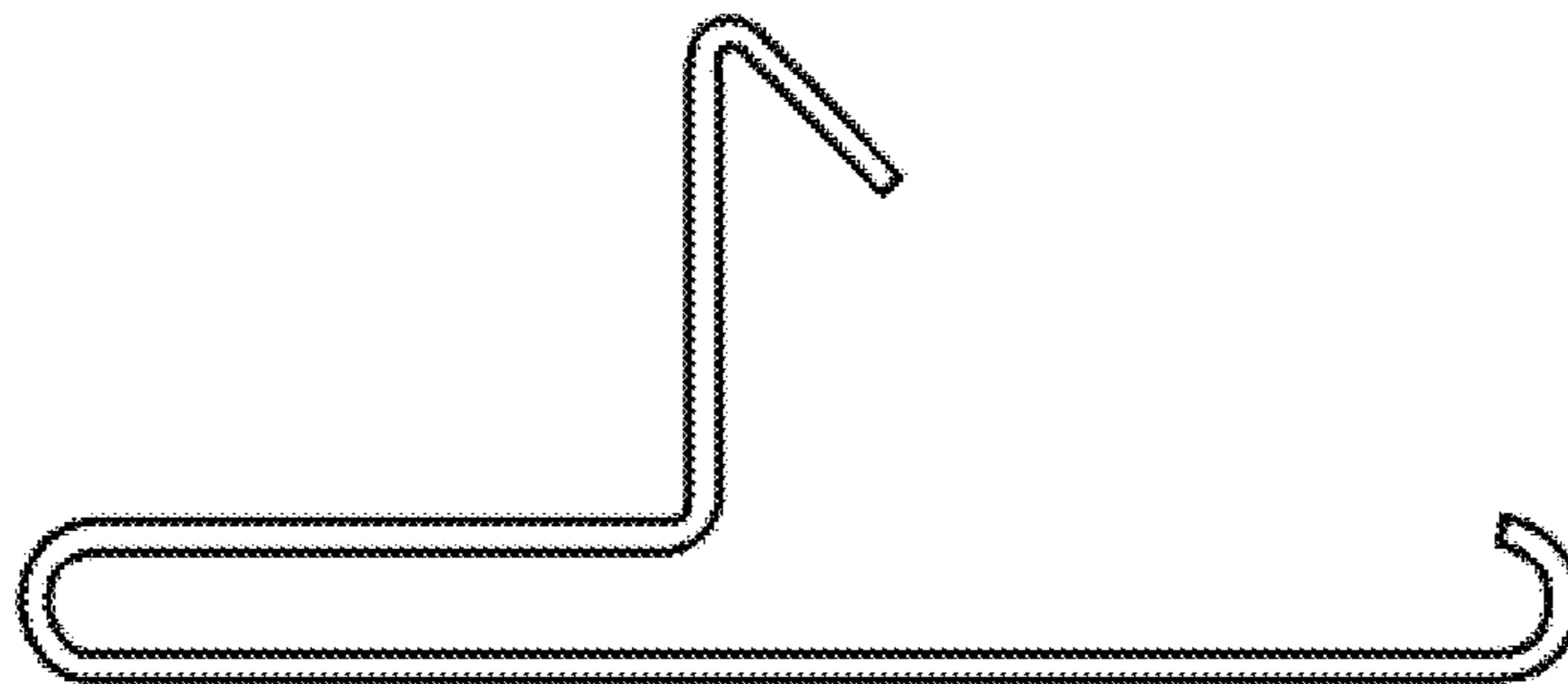
(57) **CLAIM**

The ornamental design for a siding trim, as shown and described.

DESCRIPTION

FIG. 1 is a front elevational view of a siding trim showing my new design;
FIG. 2 is a rear elevational view thereof;
FIG. 3 is a top plan view thereof;
FIG. 4 is a left elevational view thereof;
FIG. 5 is a right elevational view thereof; and,
FIG. 6 is a bottom plan view thereof.
The siding trim is shown with a symbolic break in the middle. The appearance of any portion of the article between the break lines forms no part of the claimed design.

1 Claim, 1 Drawing Sheet



(56)

References Cited

U.S. PATENT DOCUMENTS

2006/0272257 A1 12/2006 Hobbie
2007/0119107 A1 5/2007 Shaw et al.
2007/0193177 A1 8/2007 Wilson et al.

* cited by examiner

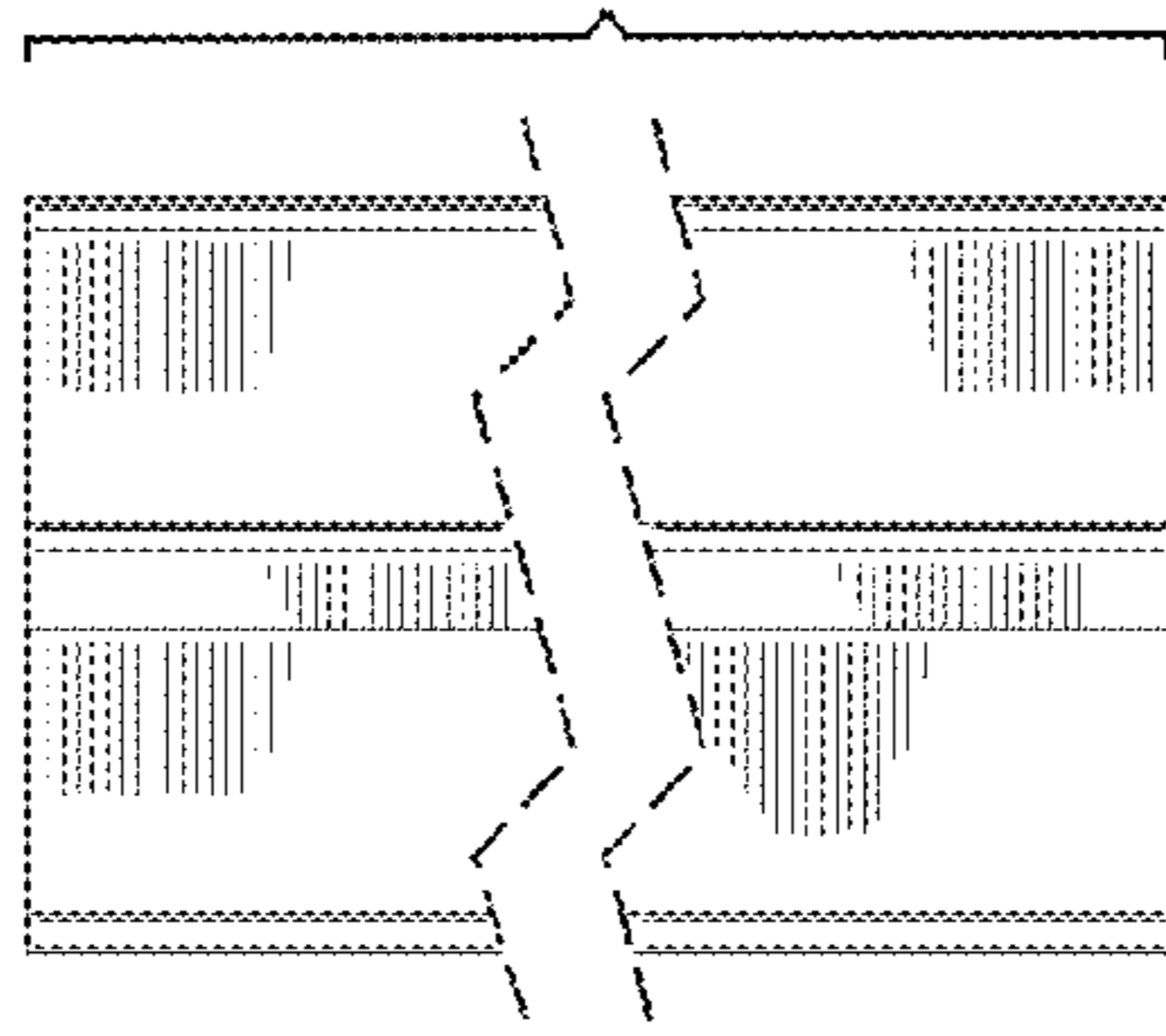


Fig. 3

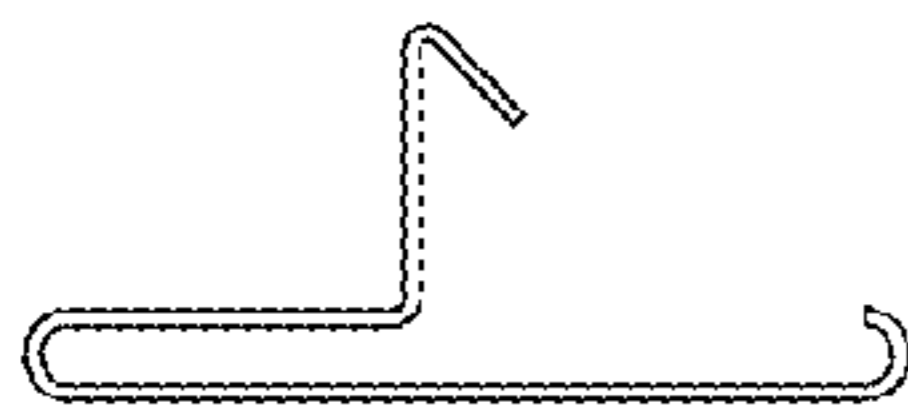


Fig. 4

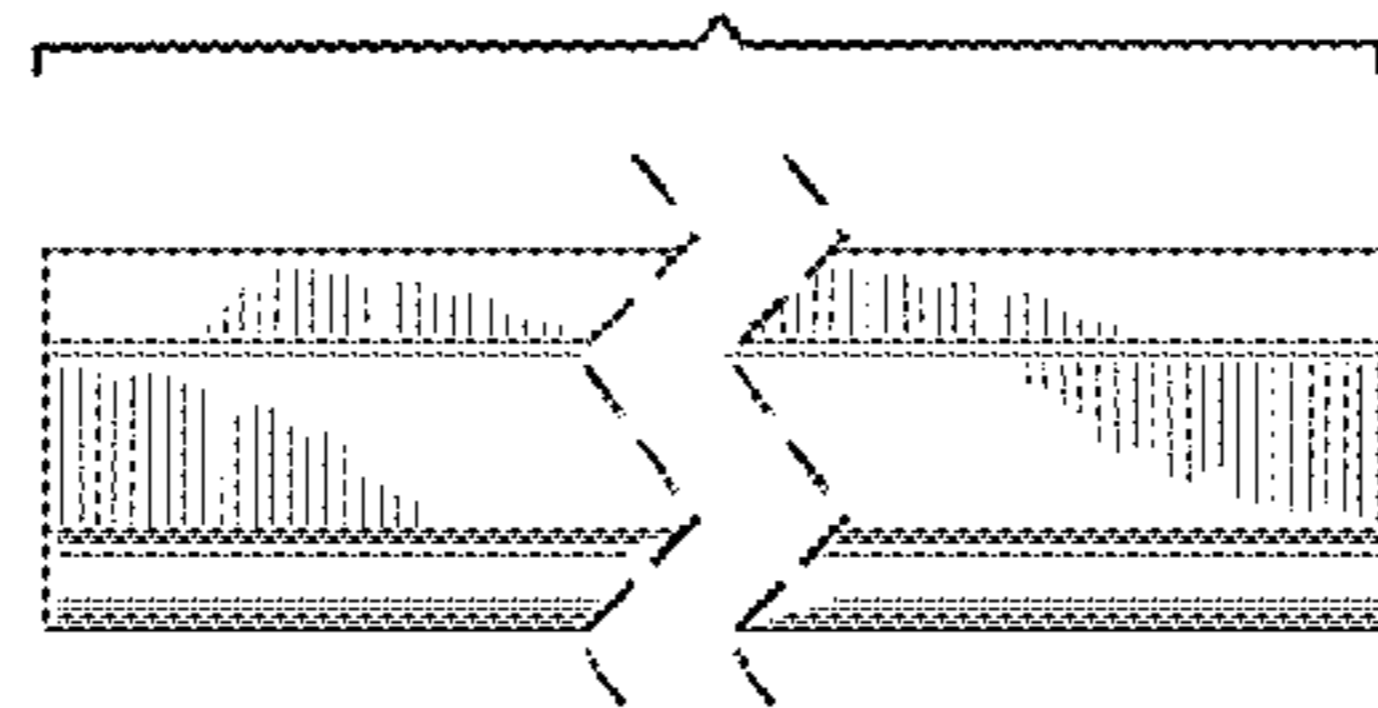


Fig. 1

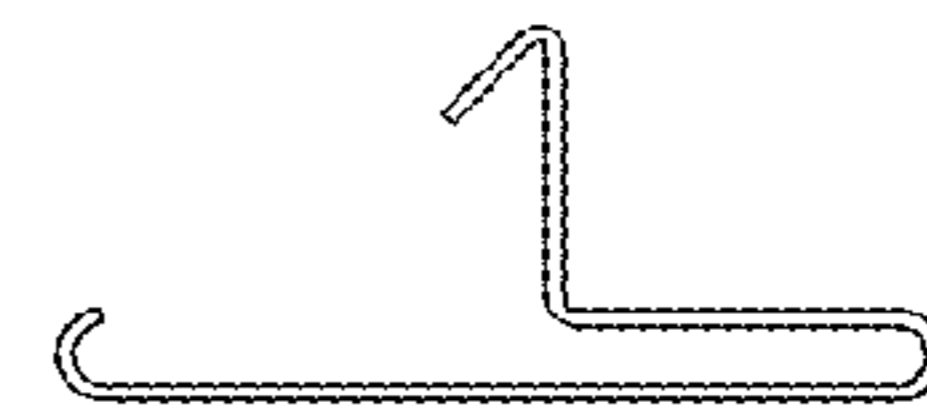


Fig. 5

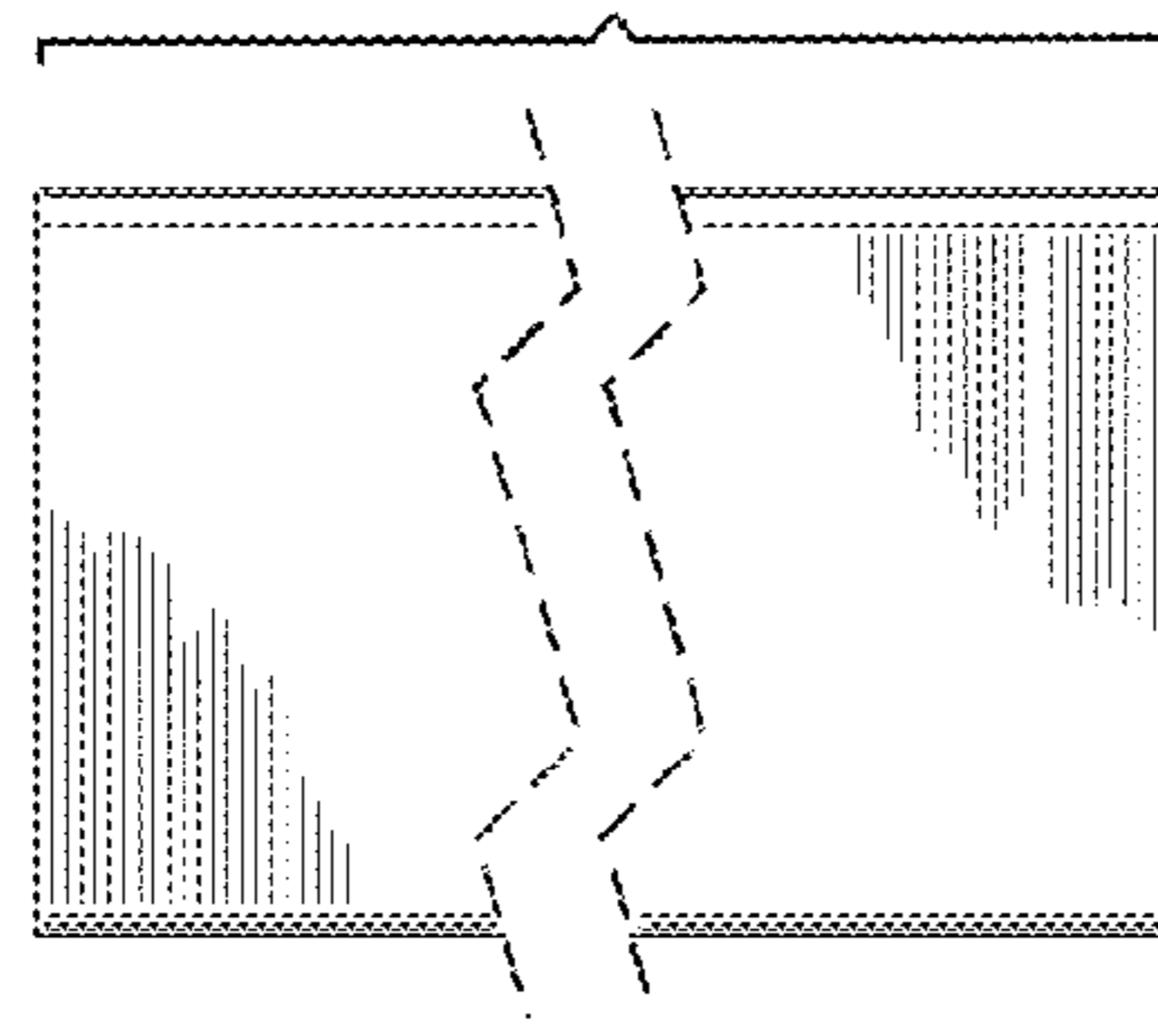


Fig. 6

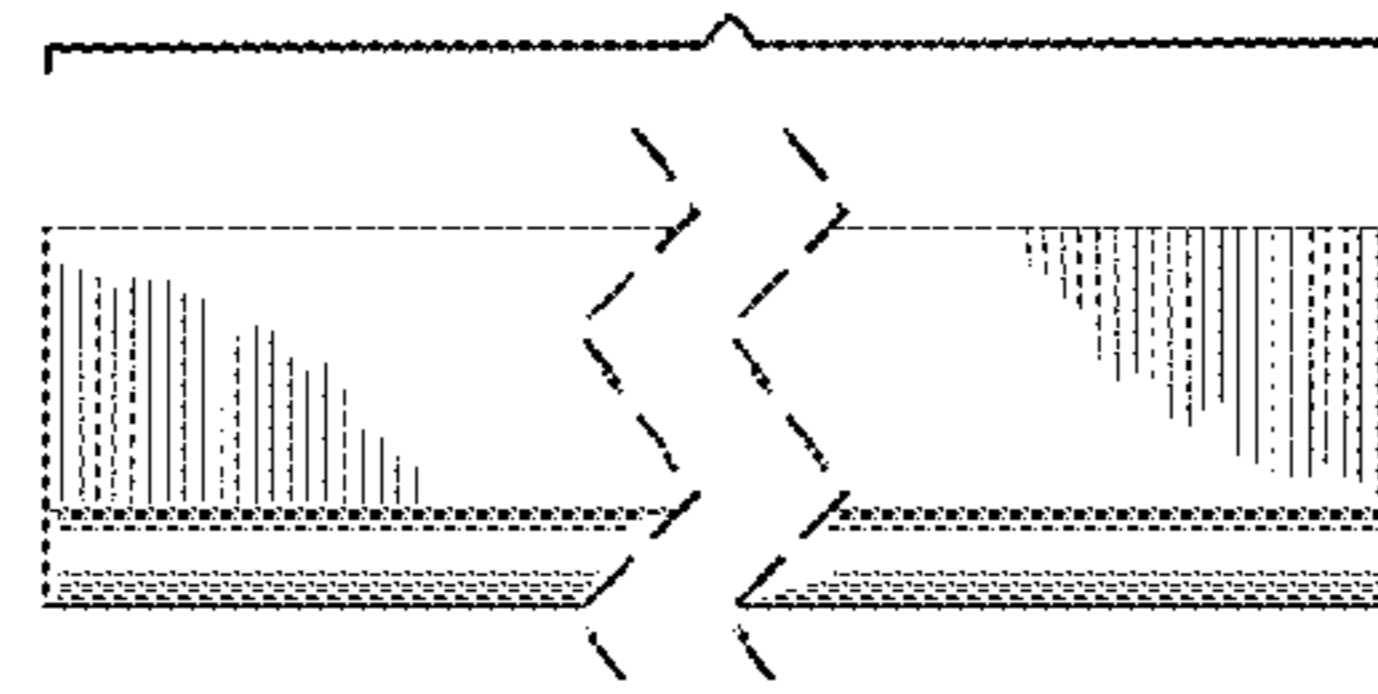


Fig. 2