



US00D800342S

(12) **United States Design Patent**
Balas et al.

(10) **Patent No.:** **US D800,342 S**

(45) **Date of Patent:** **** Oct. 17, 2017**

(54) **RAIL**
(71) Applicants: **BALAS DESIGN LTD**, Netanya (IL);
Hai Kaner, San Diego, CA (US)
(72) Inventors: **Nahum Balas**, Herzelia (IL); **Hai Kaner**, San Diego, CA (US)

7,640,706 B2 * 1/2010 Stanchfield E04F 15/02005
52/100
D733,928 S * 7/2015 Smith D25/48.2
D734,501 S * 7/2015 Bodwell D25/119
D765,883 S * 9/2016 Jaimes D25/119
2002/0157325 A1 * 10/2002 Domanico A47K 3/008
52/35

(73) Assignee: **BALAS DESIGN LTD** (IL)

* cited by examiner

(**) Term: **15 Years**

Primary Examiner — Susan Bennett Hattan
Assistant Examiner — Leanne Was-Englehart

(21) Appl. No.: **29/539,737**

(74) *Attorney, Agent, or Firm* — Carter, DeLuca, Farrell & Shmidt, LLP

(22) Filed: **Sep. 17, 2015**

(51) **LOC (10) Cl.** **25-02**

(52) **U.S. Cl.**
USPC **D25/48.2**

(57) **CLAIM**

(58) **Field of Classification Search**
USPC D25/48.3, 48.4, 119, 120, 121, 122, 123,
D25/124, 125, 126, 136, 164; D34/28,
D34/29; 52/98, 100, 459, 464, 716.1
CPC . E04F 15/02005; E04F 19/061; E04F 19/062;
E04F 19/063; E04F 19/065; E04F 19/066
See application file for complete search history.

The ornamental design for a rail, as shown and described.

DESCRIPTION

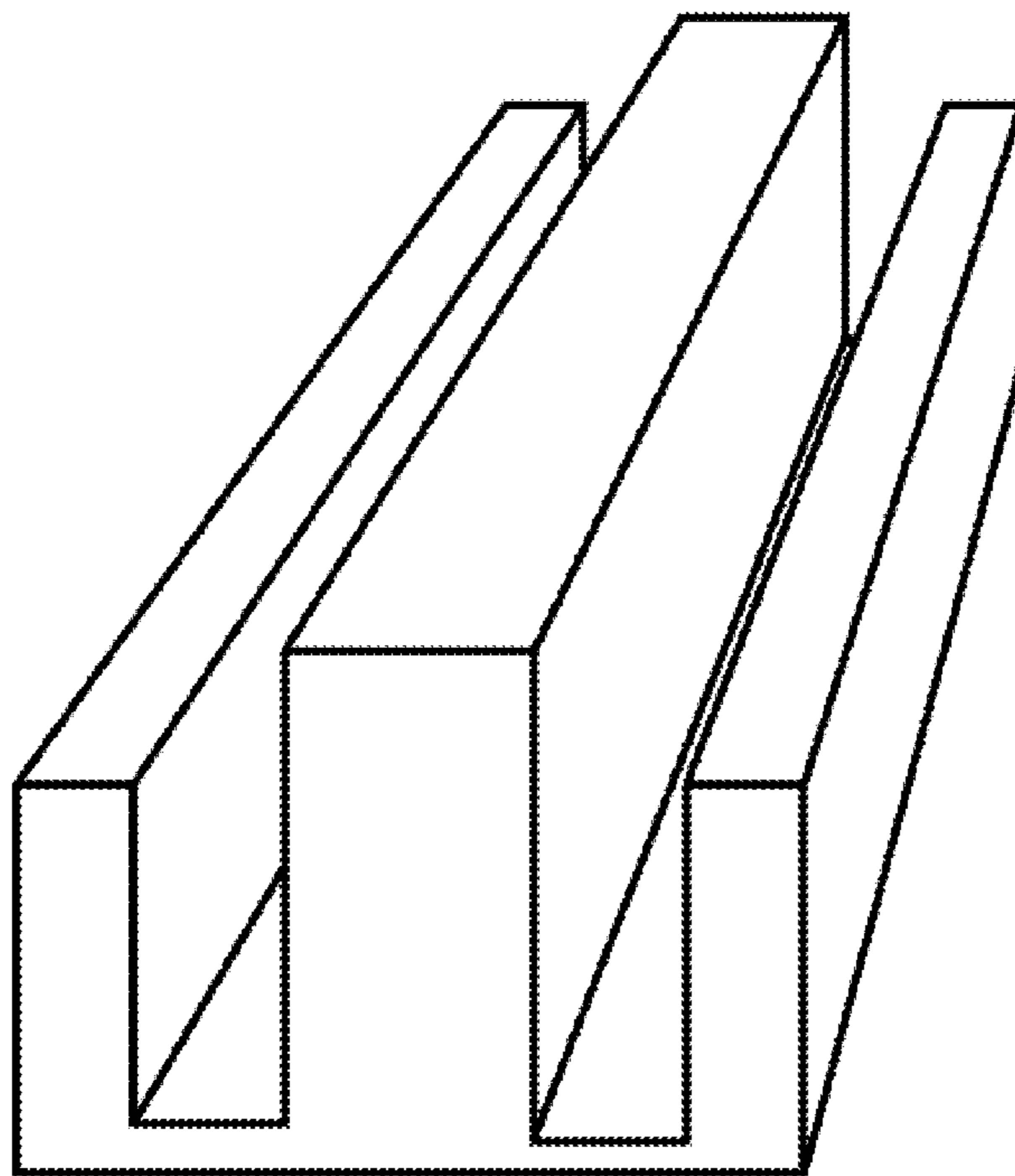
(56) **References Cited**

U.S. PATENT DOCUMENTS

D238,898 S * 2/1976 Landis D25/119
D558,358 S * 12/2007 DiGennaro E04F 15/082
D25/60

FIG. 1 is a front view of a rail in accordance with the principles of the present design;
FIG. 2 is a perspective view of the rail of FIG. 1; and,
FIG. 3 is a top view of the rail of FIG. 1.
In the drawings, the broken lines depict environmental subject matter only and form no part of the claimed design.

1 Claim, 1 Drawing Sheet



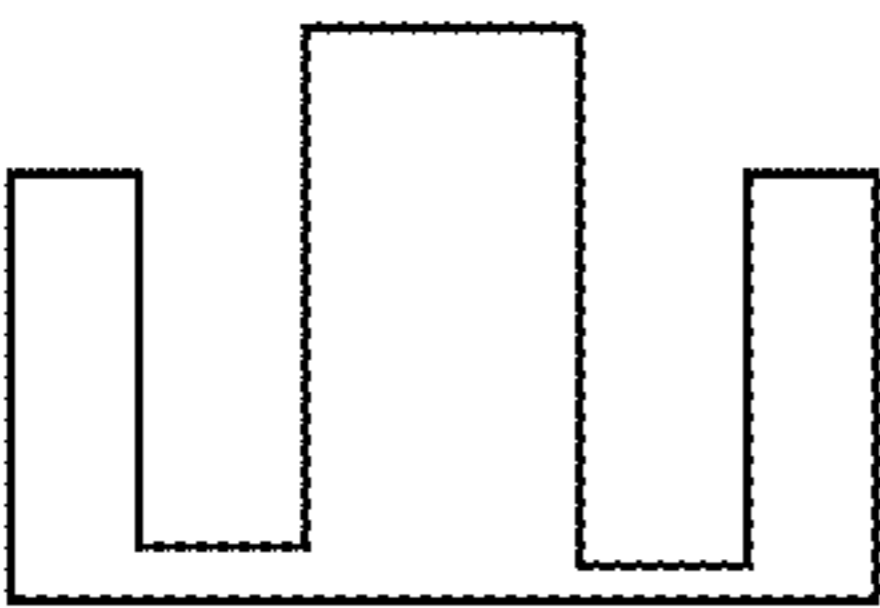


FIG. 1

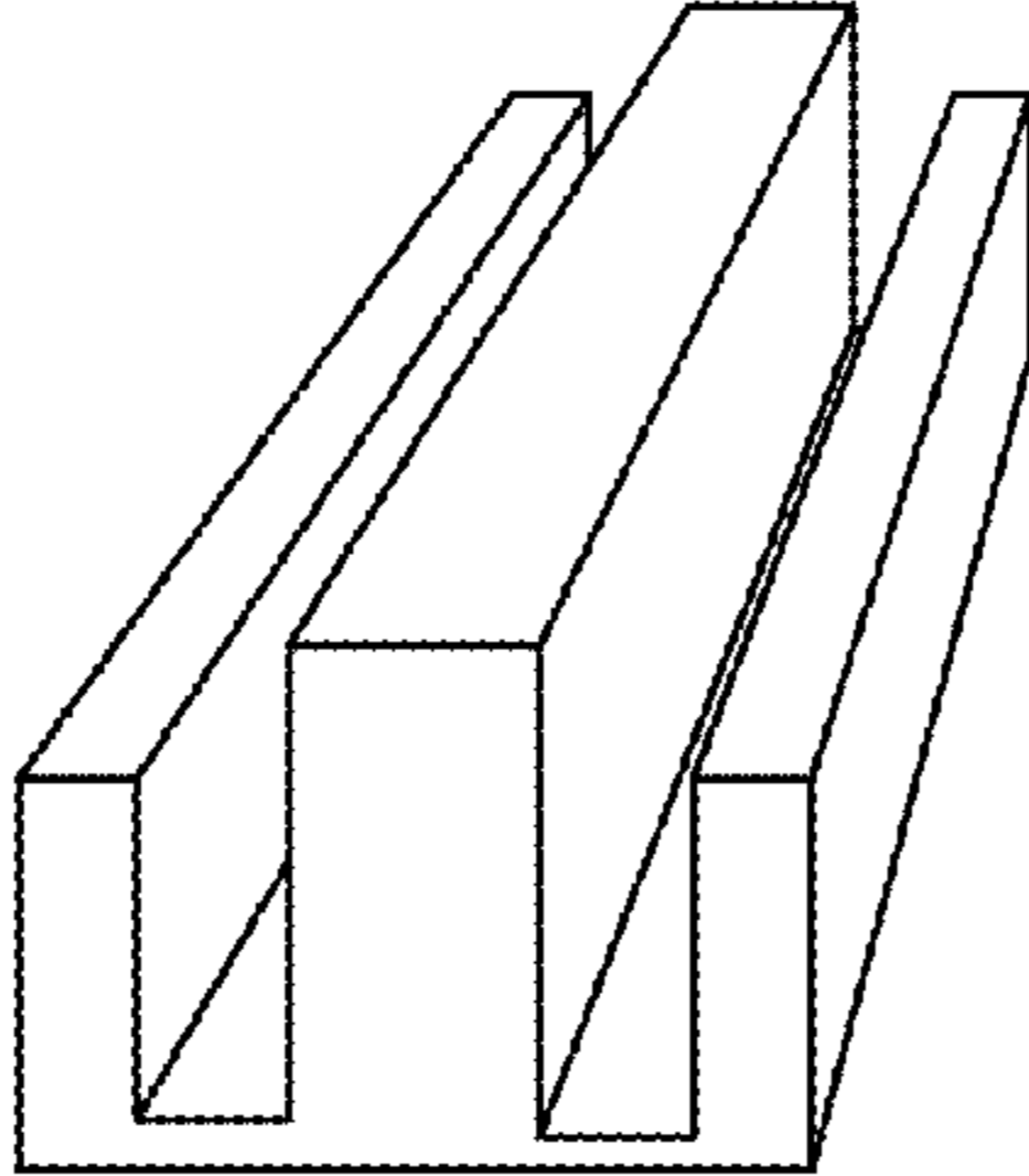


FIG. 2




FIG. 3