



US00D800333S

(12) **United States Design Patent** (10) **Patent No.:** **US D800,333 S**
Snider et al. (45) **Date of Patent:** **** *Oct. 17, 2017**

- (54) **BLOOD TEST KIT** 6,239,445 B1 * 5/2001 Shaeef G01N 21/8483
356/440
- (71) Applicant: **Critical Care Diagnostics, Inc.**, San Diego, CA (US) 6,267,722 B1 * 7/2001 Anderson G01N 21/474
600/300
- (72) Inventors: **James V. Snider**, San Diego, CA (US);
David Geliebter, Palm Beach Gardens, FL (US) D454,398 S * 3/2002 Robertson D24/216
D456,082 S * 4/2002 Bouse D24/223
D467,348 S * 12/2002 McMichael D24/216
D468,437 S * 1/2003 McMenamy D24/216
D495,805 S * 9/2004 Lea D24/216
D500,142 S * 12/2004 Crisanti D24/216
- (73) Assignee: **Critical Care Diagnostics, Inc.**, San Diego, CA (US) 6,855,561 B2 * 2/2005 Jerome G01N 21/8483
422/420

(Continued)

(*) Notice: This patent is subject to a terminal disclaimer.

Primary Examiner — Ian Simmons

(**) Term: **14 Years**

Assistant Examiner — Mark Cavanna

(74) *Attorney, Agent, or Firm* — Fish & Richardson P.C.

(21) Appl. No.: **29/503,097**

(22) Filed: **Sep. 23, 2014**

(51) **LOC (10) Cl.** **24-02**

(52) **U.S. Cl.**
USPC **D24/223**

(58) **Field of Classification Search**

USPC D24/121, 216, 222–232; D10/78, 81,
D10/103; 422/408, 430, 501–504, 68.1,
422/547, 67, 411, 401, 420; 436/163,
436/164, 169; 435/6.16, 91.1, 6.11,
435/287.1, 287.2, 7.1, 7.9; 600/300,
600/583–584; 356/440, 445

CPC ... B01J 19/0046; G01N 31/221; G01N 31/22;
G01N 21/8483; G01N 21/6428; G01N
21/07; G01N 21/774; G01N 33/54366;
G01N 21/474; G01N 33/76; G01N
21/278; G01N 33/558; B01L 2400/0406;
B01L 9/54; B01L 2300/0816; B01L
3/502707; B01L 3/5025; B01L 3/5023

See application file for complete search history.

(56) **References Cited**

U.S. PATENT DOCUMENTS

- 5,728,587 A * 3/1998 Kang G01N 33/54366
422/401
- 5,939,331 A * 8/1999 Burd G01N 33/54366
435/7.9

(57) **CLAIM**

The ornamental design for a blood test kit, as shown and described.

DESCRIPTION

FIG. 1 is a front perspective view of a blood test kit showing the new design.

FIG. 2 is a top plan view thereof.

FIG. 3 is a bottom plan view thereof.

FIG. 4 is a left side view thereof.

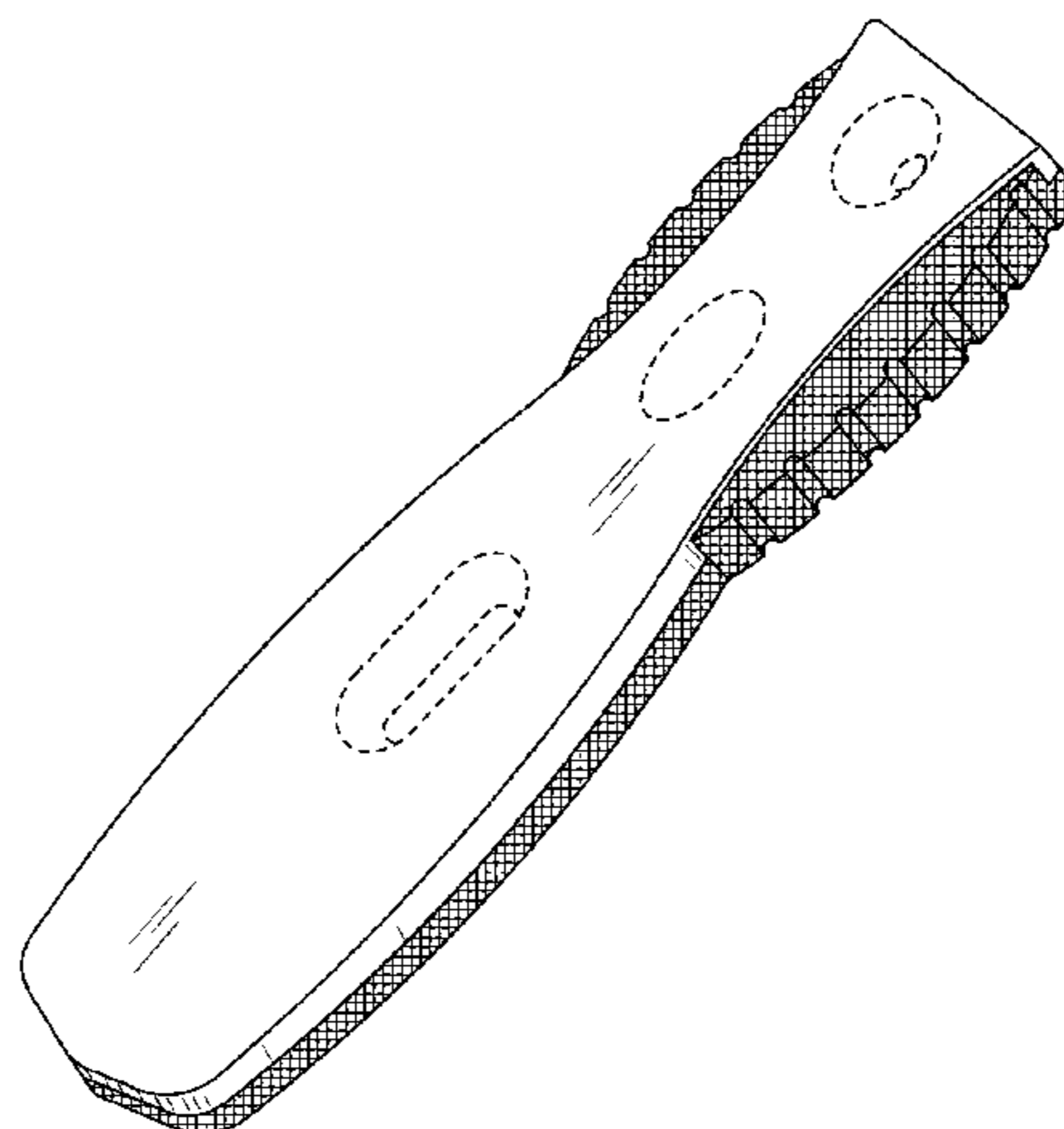
FIG. 5 is a right side view thereof.

FIG. 6 is a front end side view thereof; and,

FIG. 7 is a back end side view thereof.

The broken lines seen on the top of the blood test kit are included for the purpose of illustrating portions of the blood test kit that form no part of the claimed design. The broken lines seen on the bottom of the blood test kit are included for the purpose of illustrating a boundary of an unclaimed area of the blood test kit that forms no part of the claimed design.

1 Claim, 3 Drawing Sheets



(56)

References Cited

U.S. PATENT DOCUMENTS

D512,512 S * 12/2005 Bell D24/225
D531,321 S * 10/2006 Godfrey D24/225
7,285,425 B2 * 10/2007 Shareef B01L 3/5023
422/411
D561,344 S * 2/2008 Kozak D24/216
7,326,578 B2 * 2/2008 Bateman G01N 33/76
435/287.1
D602,599 S * 10/2009 Xiaowei D24/225
7,847,946 B2 * 12/2010 Krauth G01N 21/278
356/445
D639,977 S * 6/2011 Francis D24/225
D640,389 S * 6/2011 Francis D24/225
D655,424 S * 3/2012 Castanon D24/225
D660,977 S * 5/2012 Wagner D24/223
D660,978 S * 5/2012 Wagner D24/223
8,268,636 B2 * 9/2012 Nazareth G01N 33/558
422/401
D668,350 S * 10/2012 Rowley D24/225
D668,779 S * 10/2012 Khan D24/225
8,278,109 B2 * 10/2012 Nazareth G01N 33/558
435/7.1
D676,570 S * 2/2013 Chance D24/223

* cited by examiner

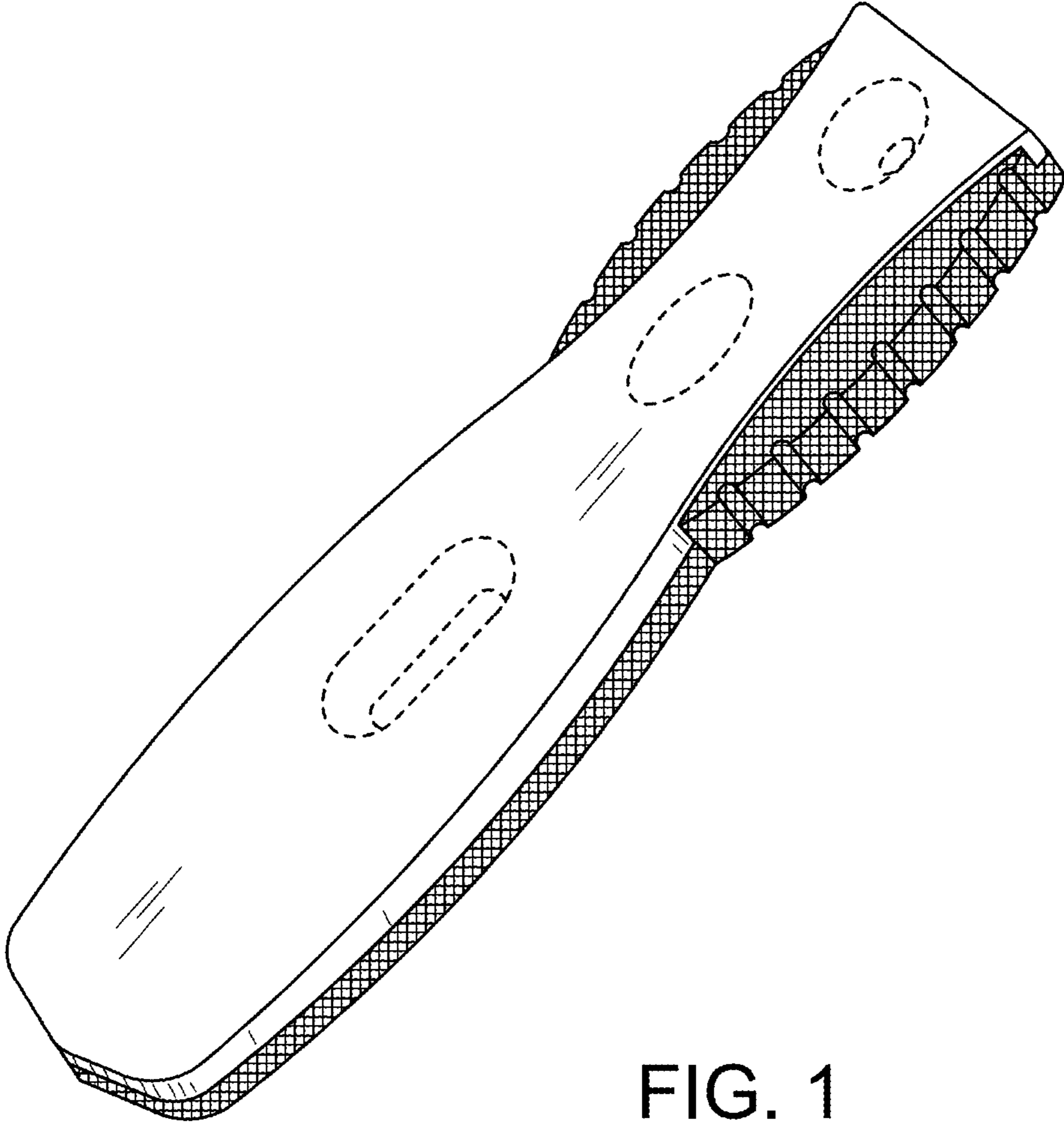


FIG. 1

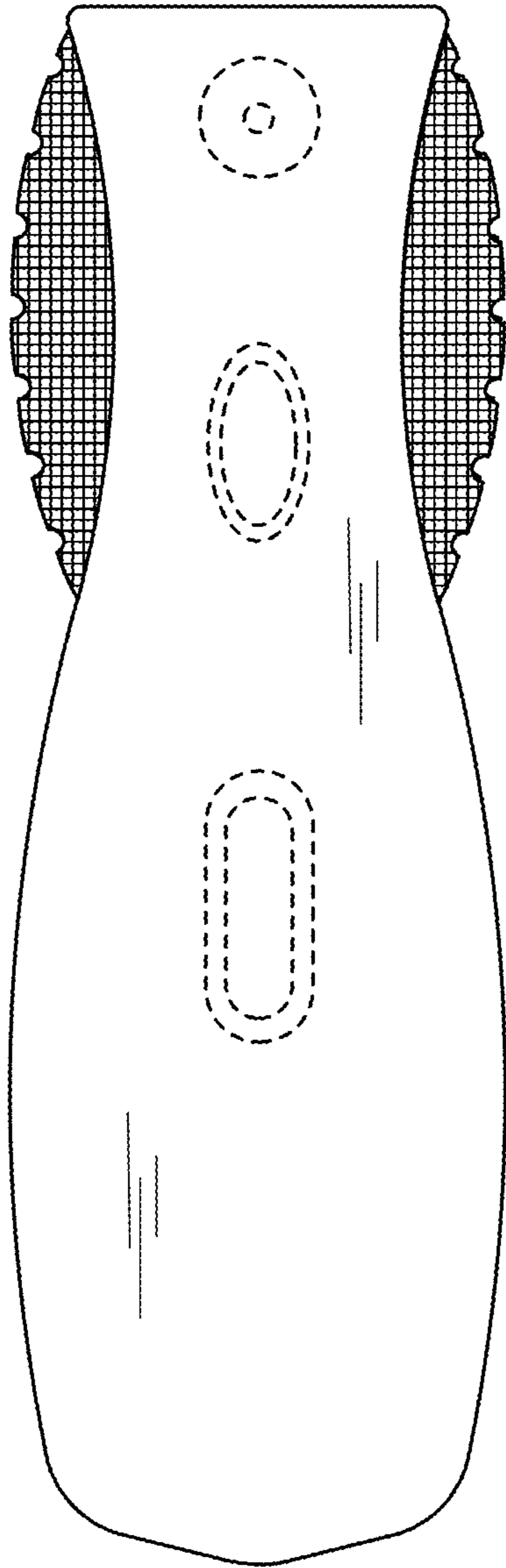


FIG. 2

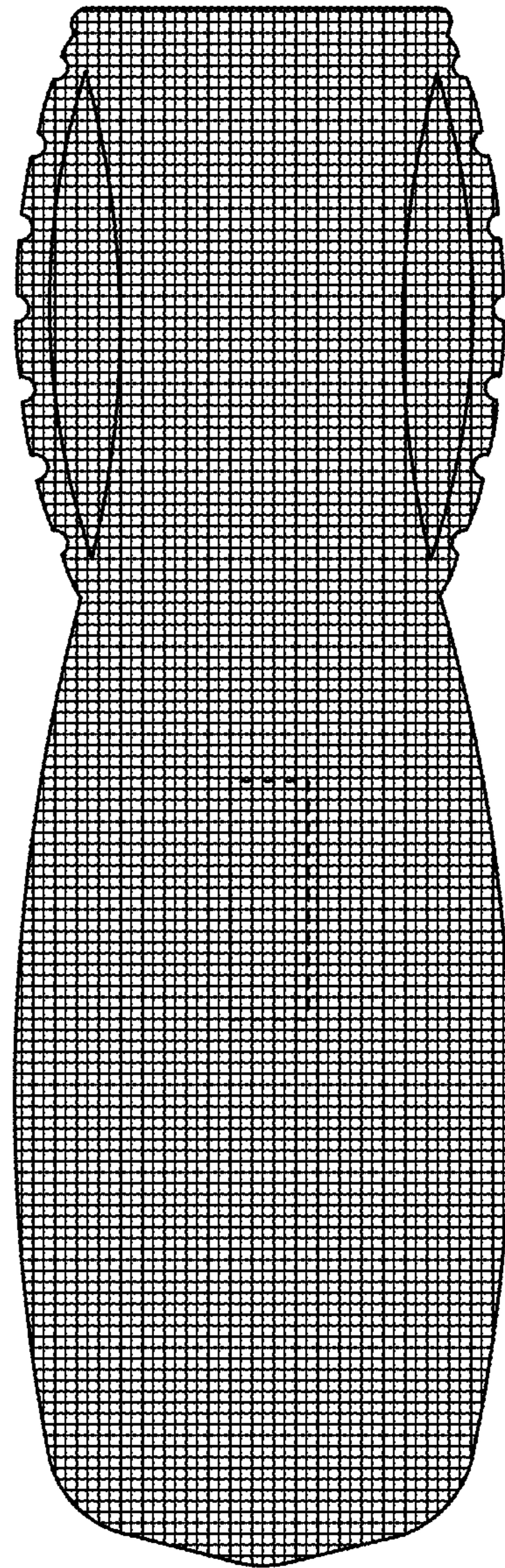


FIG. 3

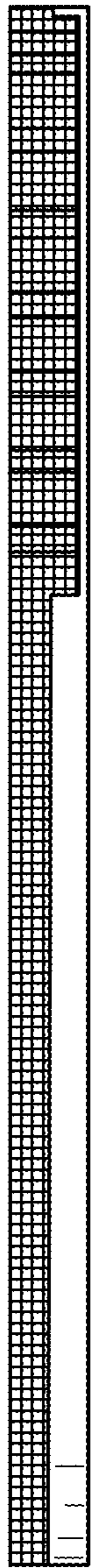


FIG. 4

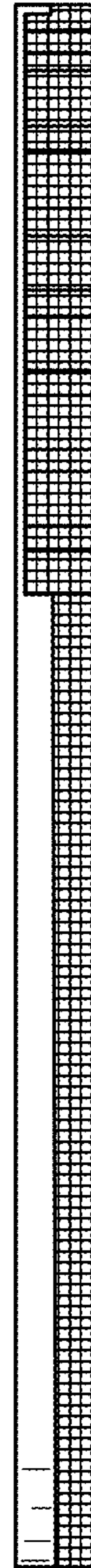


FIG. 5



FIG. 6



FIG. 7