



US00D800331S

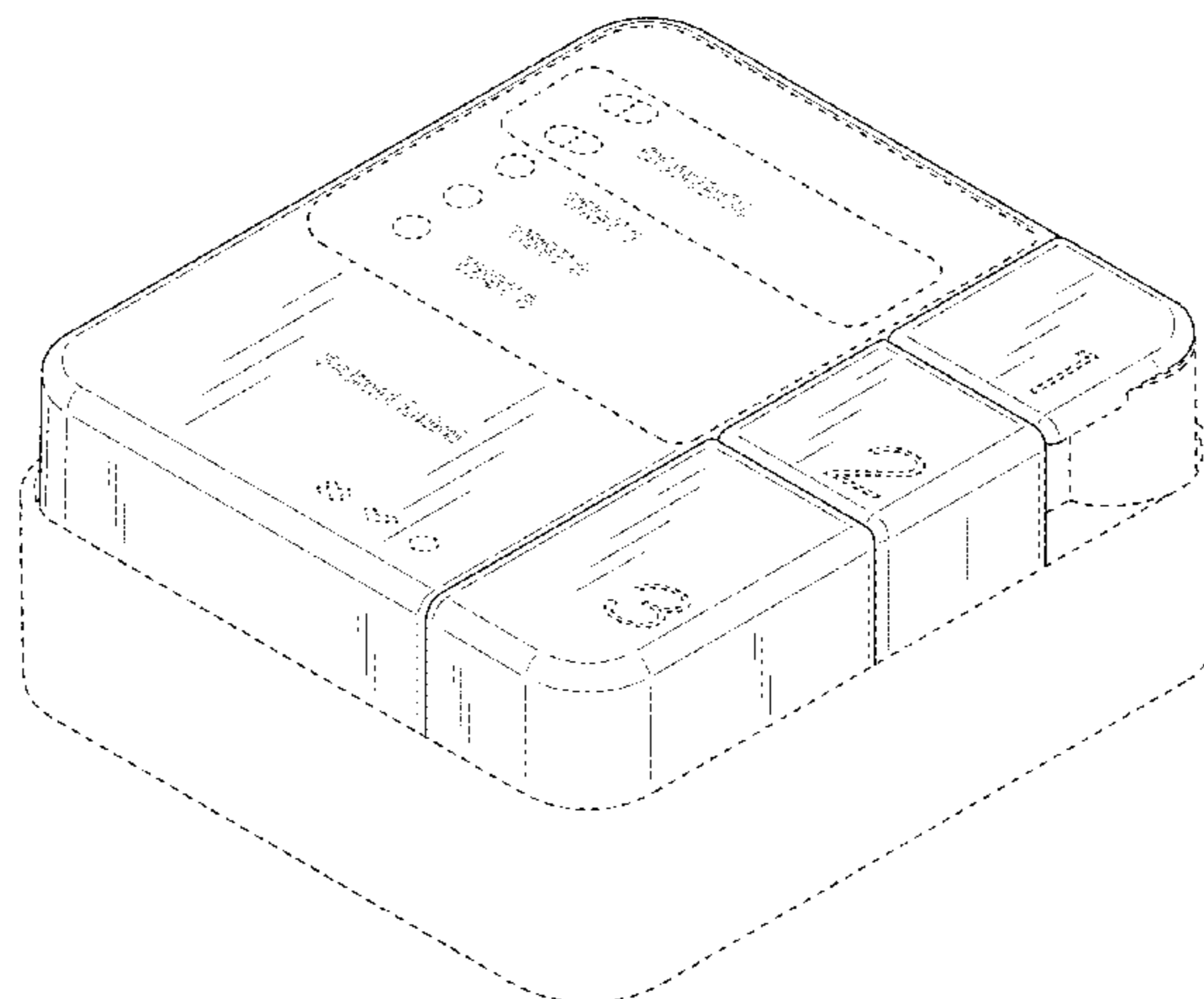
(12) **United States Design Patent** (10) **Patent No.:** **US D800,331 S**
Kelly et al. (45) **Date of Patent:** **** Oct. 17, 2017**

(54) **MOLECULAR DIAGNOSTIC DEVICE**
 (71) Applicant: **Click Diagnostics, Inc.**, Menlo Park, CA (US)
 (72) Inventors: **Colin Kelly**, San Francisco, CA (US); **Victor Briones**, Gilroy, CA (US)
 (73) Assignee: **Click Diagnostics, Inc.**, San Jose, CA (US)
 (**) Term: **15 Years**
 (21) Appl. No.: **29/569,628**
 (22) Filed: **Jun. 29, 2016**
 (51) **LOC (10) Cl.** **24-01**
 (52) **U.S. Cl.**
 USPC **D24/216**
 (58) **Field of Classification Search**
 USPC D24/216, 107, 169, 186, 217, 231, 232, D24/233; D10/81
 CPC G01N 2035/00306; G01N 2035/00326; G01N 2035/00336; G01N 33/53; G01N 33/5302; G01N 33/569; C12Q 1/686; B01L 7/52
 See application file for complete search history.

6,153,425 A	11/2000	Kozwich et al.
6,168,760 B1	1/2001	Horn
6,261,431 B1	7/2001	Mathies et al.
6,303,081 B1	10/2001	Mink et al.
6,313,471 B1	11/2001	Giebeler et al.
6,365,378 B1	4/2002	Hirota et al.
6,374,684 B1	4/2002	Dority
6,416,718 B1	7/2002	Maiefski et al.
6,426,215 B1	7/2002	Sandell
6,514,750 B2	2/2003	Bordenkircher et al.
6,610,499 B1	8/2003	Fulwyler et al.
6,649,378 B1	11/2003	Kozwich et al.
6,656,744 B2	12/2003	Pronovost et al.
6,677,151 B2	1/2004	Sandell
6,780,380 B2	8/2004	Hunnell et al.
6,780,617 B2	8/2004	Chen
6,781,056 B1	8/2004	O'Rourke et al.
6,813,568 B2	11/2004	Powell et al.
6,821,771 B2	11/2004	Festoc
6,875,403 B2	4/2005	Liu et al.
6,893,879 B2	5/2005	Petersen et al.
6,901,217 B2	5/2005	Gamboa et al.
6,911,181 B1	6/2005	McNeil
6,990,290 B2	1/2006	Kylberg et al.
7,041,481 B2	5/2006	Anderson et al.
7,144,742 B2	12/2006	Boehringer et al.
7,179,639 B2	2/2007	Pottathil et al.
7,189,522 B2	3/2007	Esfandiari
7,192,721 B1	3/2007	Esfandiari
7,235,216 B2	6/2007	Kiselev et al.
7,297,313 B1	11/2007	Northrup et al.
7,341,697 B2	3/2008	Takeuchi et al.
7,377,291 B2	5/2008	Moon et al.
7,378,285 B2	5/2008	Lambotte et al.
7,384,782 B2	6/2008	Nakatani et al.
7,438,852 B2	10/2008	Tung et al.
7,459,302 B2	12/2008	Reid et al.
7,491,551 B2	2/2009	Boehringer et al.
7,517,495 B2	4/2009	Wu et al.
7,544,324 B2	6/2009	Tung et al.
7,550,112 B2	6/2009	Gou et al.
7,553,675 B2	6/2009	Jerome et al.
7,569,382 B2	8/2009	Li
7,579,172 B2	8/2009	Cho et al.
7,592,139 B2	9/2009	West et al.
7,632,687 B2	12/2009	Gokhan
7,648,835 B2	1/2010	Breidford et al.
7,682,801 B2	3/2010	Esfandiari
7,691,644 B2	4/2010	Lambotte et al.
7,705,339 B2	4/2010	Smith et al.
7,709,250 B2	5/2010	Corbett et al.
7,754,452 B2	7/2010	Kim et al.
7,767,439 B2	8/2010	Oh et al.

(56) **References Cited**
 U.S. PATENT DOCUMENTS

3,697,227 A	10/1972	Goldstein et al.
4,710,355 A	12/1987	Ushikubo
4,889,692 A	12/1989	Holtzman
RE33,858 E	3/1992	Gropper et al.
5,164,159 A	11/1992	Hayashi et al.
5,229,297 A	7/1993	Schnipelsky et al.
5,273,905 A	12/1993	Muller et al.
5,405,585 A	4/1995	Coassin
5,429,807 A	7/1995	Matson et al.
5,631,165 A	5/1997	Chupp et al.
5,633,168 A	5/1997	Glasscock et al.
5,660,993 A	8/1997	Cathey et al.
5,773,234 A	6/1998	Pronovost et al.
5,882,903 A	3/1999	Andrevski et al.
5,922,591 A	7/1999	Anderson et al.
5,976,470 A	11/1999	Maiefski et al.
6,039,924 A	3/2000	Horn
6,126,804 A	10/2000	Andresen
6,146,591 A	11/2000	Miller



US D800,331 S

Page 2

7,794,656 B2	9/2010	Liang et al.	8,916,375 B2	12/2014	Landers et al.
7,837,939 B2	11/2010	Tung et al.	8,945,843 B2	2/2015	Alvino et al.
7,858,396 B2	12/2010	Corstjens et al.	8,975,027 B2	3/2015	Gale et al.
7,871,568 B2	1/2011	Liang et al.	8,980,177 B2	3/2015	Carlisle et al.
7,879,293 B2	2/2011	Niedbala et al.	8,986,927 B2	3/2015	Lee et al.
7,914,986 B2	3/2011	Nunn	8,992,854 B2	3/2015	Brewster et al.
7,915,013 B2	3/2011	Cho et al.	9,011,770 B2	4/2015	Wu et al.
7,943,348 B2	5/2011	Cho et al.	9,012,236 B2	4/2015	Jovanovich et al.
7,959,877 B2	6/2011	Esfandiari	9,023,639 B2	5/2015	Kim et al.
7,985,716 B2	7/2011	Yershov et al.	9,044,729 B2	6/2015	Rengifo et al.
7,988,915 B2	8/2011	Lee et al.	D739,037 S *	9/2015	Lin D24/216
7,998,757 B2	8/2011	Darrigrand et al.	9,207,241 B2	12/2015	Lambotte et al.
8,008,046 B2	8/2011	Maltezos et al.	D747,227 S *	1/2016	Fujiwara D10/81
8,008,080 B2	8/2011	Tokhtuev et al.	9,243,288 B2	1/2016	Ness et al.
8,012,427 B2	9/2011	Bommarito et al.	9,475,049 B2	10/2016	Siciliano
8,018,593 B2	9/2011	Tan et al.	D774,205 S *	12/2016	Grace D24/169
8,048,386 B2	11/2011	Dority et al.	D776,290 S *	1/2017	Wan D24/169
8,062,883 B2	11/2011	Woudenberg et al.	2001/0055799 A1	12/2001	Baunoch et al.
8,075,854 B2	12/2011	Yang et al.	2003/0027244 A1	2/2003	Colston et al.
8,076,129 B2	12/2011	Hanafusa et al.	2004/0209331 A1	10/2004	Ririe
8,088,616 B2	1/2012	Handique	2004/0224317 A1	11/2004	Kordunsky et al.
8,110,148 B2	2/2012	Ball et al.	2005/0227275 A1	10/2005	Jung et al.
8,133,671 B2	3/2012	Williams et al.	2007/0154922 A1	7/2007	Collier et al.
8,133,703 B2	3/2012	Ching et al.	2008/0026451 A1	1/2008	Braman et al.
8,163,535 B2	4/2012	Reed et al.	2008/0038737 A1	2/2008	Smith et al.
8,169,610 B2	5/2012	Oldham et al.	2008/0050735 A1	2/2008	Pushnova
8,173,077 B2	5/2012	Korampally et al.	2008/0153078 A1	6/2008	Braman et al.
8,187,557 B2	5/2012	Van Atta et al.	2008/0220468 A1	9/2008	Windeyer et al.
8,198,074 B2	6/2012	Moriwaki et al.	2008/0280285 A1	11/2008	Chen et al.
8,216,832 B2	7/2012	Battrell et al.	2009/0029422 A1	1/2009	Hanafusa et al.
8,231,844 B2	7/2012	Gorfinkel	2009/0042256 A1	2/2009	Hanafusa et al.
8,232,091 B2	7/2012	Maltezos et al.	2009/0325276 A1	12/2009	Battrell et al.
8,232,094 B2	7/2012	Hasson et al.	2010/0113762 A1	5/2010	Ball et al.
8,247,221 B2	8/2012	Fawcett	2010/0173393 A1	7/2010	Handique et al.
8,263,392 B2	9/2012	Gale et al.	2010/0210038 A1	8/2010	Blatt et al.
8,277,763 B2	10/2012	Steinmann et al.	2010/0297640 A1	11/2010	Kumar et al.
8,278,091 B2	10/2012	Rutter et al.	2011/0211331 A1	9/2011	Alkjaer
8,298,763 B2	10/2012	Regan	2011/0227551 A1	9/2011	Black
8,323,583 B2	12/2012	Gou et al.	2011/0269191 A1	11/2011	Belgrader et al.
8,329,453 B2	12/2012	Battrell et al.	2011/0313148 A1	12/2011	Christ et al.
8,343,442 B2	1/2013	McBride et al.	2012/0021454 A1	1/2012	Bikker et al.
8,357,490 B2	1/2013	Froehlich et al.	2012/0135511 A1	5/2012	Battrell et al.
8,372,340 B2	2/2013	Bird et al.	2012/0141337 A1	6/2012	Maltezos et al.
8,389,960 B2	3/2013	Pieprzyk et al.	2012/0264202 A1	10/2012	Walker et al.
8,394,322 B2	3/2013	Windeyer et al.	2012/0288897 A1	11/2012	Ching et al.
8,394,608 B2	3/2013	Ririe et al.	2013/0078736 A1	3/2013	Grover et al.
8,394,626 B2	3/2013	Ramsey et al.	2013/0115712 A1	5/2013	Yu et al.
8,431,413 B2	4/2013	Dority et al.	2013/0118900 A1	5/2013	Reimitz et al.
8,435,461 B2	5/2013	Kirby et al.	2013/0171640 A1	7/2013	Kwon et al.
8,448,824 B2	5/2013	DiPerna	2013/0210080 A1	8/2013	Rajagopal et al.
8,492,136 B2	7/2013	Carlisle et al.	2013/0220781 A1	8/2013	Czarnecki
8,507,259 B2	8/2013	Esfandiari	2014/0045191 A1	2/2014	DeJohn et al.
8,580,575 B2	11/2013	Hanafusa	2014/0051159 A1	2/2014	Bergstedt et al.
8,597,937 B2	12/2013	Ward et al.	2014/0098252 A1	4/2014	Chang et al.
8,603,835 B2	12/2013	Esfandiari	2014/0199685 A1	7/2014	Lambotte et al.
8,617,486 B2	12/2013	Kirby et al.	2015/0031087 A1	1/2015	Nagai et al.
8,629,264 B2	1/2014	Reed et al.	2015/0176057 A1	6/2015	Smith et al.
8,637,250 B2	1/2014	Jenison	2015/0182966 A1	7/2015	Coursey et al.
8,663,976 B2	3/2014	Chung et al.	2016/0054316 A1	2/2016	Egan et al.
8,673,238 B2	3/2014	Dority et al.	2016/0310948 A1	10/2016	Nowakowski et al.
8,673,239 B2	3/2014	Niedbala et al.			
8,691,561 B2	4/2014	Igata			
8,722,426 B2	5/2014	Lambotte et al.			
8,728,765 B2	5/2014	Ching et al.			
8,735,103 B2	5/2014	Chung et al.			
8,758,701 B2	6/2014	Van Atta et al.			
8,765,454 B2	7/2014	Zhou et al.			
8,772,017 B2	7/2014	Battrell et al.			
8,795,592 B2	8/2014	Eiriksson			
8,859,199 B2	10/2014	Hellyer et al.			
8,865,458 B2	10/2014	Ramsey et al.			
8,871,155 B2	10/2014	Wu et al.			
D717,459 S *	11/2014	Lin D24/216			
8,877,450 B2	11/2014	Esfandiari			
8,894,946 B2	11/2014	Nielsen et al.			
8,900,828 B2	12/2014	Smith et al.			
8,900,853 B2	12/2014	Verhaar et al.			
8,911,941 B2	12/2014	Michlitsch			
8,911,949 B2	12/2014	Bertrand et al.			

FOREIGN PATENT DOCUMENTS

WO	WO01/49416 A1	7/2001
WO	WO2009/047804 A2	4/2009
WO	WO2014/144548 A2	9/2014
WO	WO2015/138343 A1	9/2015
WO	WO2015/138648 A1	9/2015
WO	WO2015/164770 A1	10/2015
WO	WO2016/109691 A1	7/2016
WO	WO2016/203019 A1	12/2016

OTHER PUBLICATIONS

Kopp et al., "Chemical Amplification: Continuous-Flow PCR on a Chip", Science (1998). 280 (5366):1046-1048.

Tanriverdi et al. A rapid and automated sample-to-result HIV load test for near-patient application. *J Infect Dis.*, 201 Supp 1:S52-S58, 2010.

* cited by examiner

Primary Examiner — Wan Laymon

Assistant Examiner — Mark Booker

(74) *Attorney, Agent, or Firm* — ReavesColey PLLC

(57) **CLAIM**

The ornamental design for a molecular diagnostic device, as shown and described.

DESCRIPTION

FIG. 1 is a top perspective view of the molecular diagnostic device;

FIG. 2 is a bottom perspective view of the molecular diagnostic device illustrated in FIG. 1;

FIG. 3 is a top view of the molecular diagnostic device illustrated in FIG. 1;

FIG. 4 is a bottom view of the molecular diagnostic device illustrated in FIG. 1;

FIG. 5 is a left side view of the molecular diagnostic device illustrated in FIG. 1;

FIG. 6 is a right side view of the molecular diagnostic device illustrated in FIG. 1;

FIG. 7 is a rear view of the molecular diagnostic device illustrated in FIG. 1;

FIG. 8 is a front view of the molecular diagnostic device illustrated in FIG. 1;

FIG. 9 is a top perspective view of the molecular diagnostic device in FIG. 1, including a region 10;

FIG. 10 is an enlarged top perspective view of the molecular diagnostic device illustrated in FIG. 1, the enlarged region being identified by the region 10 in FIG. 9, and showing a first actuator of the molecular diagnostic device;

FIG. 11 is a top perspective view of the molecular diagnostic device in FIG. 1, including a region 12;

FIG. 12 is an enlarged top perspective view of the molecular diagnostic device illustrated in FIG. 1, the enlarged region being identified by the region 12 in FIG. 11, and showing a second actuator of the molecular diagnostic device;

FIG. 13 is a top perspective view of the molecular diagnostic device in FIG. 1, including a region 14;

FIG. 14 is an enlarged top perspective view of the molecular diagnostic device illustrated in FIG. 1, the enlarged region being identified by the region 14 in FIG. 13, and showing a third actuator of the molecular diagnostic device;

FIG. 15 is a top perspective view of the molecular diagnostic device in FIG. 1, including a region 16;

FIG. 16 is an enlarged top perspective view of the molecular diagnostic device illustrated in FIG. 1, the enlarged region being identified by the region 16 in FIG. 15, and showing three status indicators of the molecular diagnostic device;

FIG. 17 is a top perspective view of the molecular diagnostic device in FIG. 1, including a region 18; and,

FIG. 18 is an enlarged top perspective view of the molecular diagnostic device illustrated in FIG. 1, the enlarged region being identified by the region 18 in FIG. 17, and showing the detection windows of the molecular diagnostic device.

In the drawings, the dashed lines (--) depict portions of the article that form no part of the claimed design. The chain lines (---) represent the bounds of the claimed design. The boundary illustrated by the chain lines does not exist in reality in the article embodying the design.

1 Claim, 18 Drawing Sheets

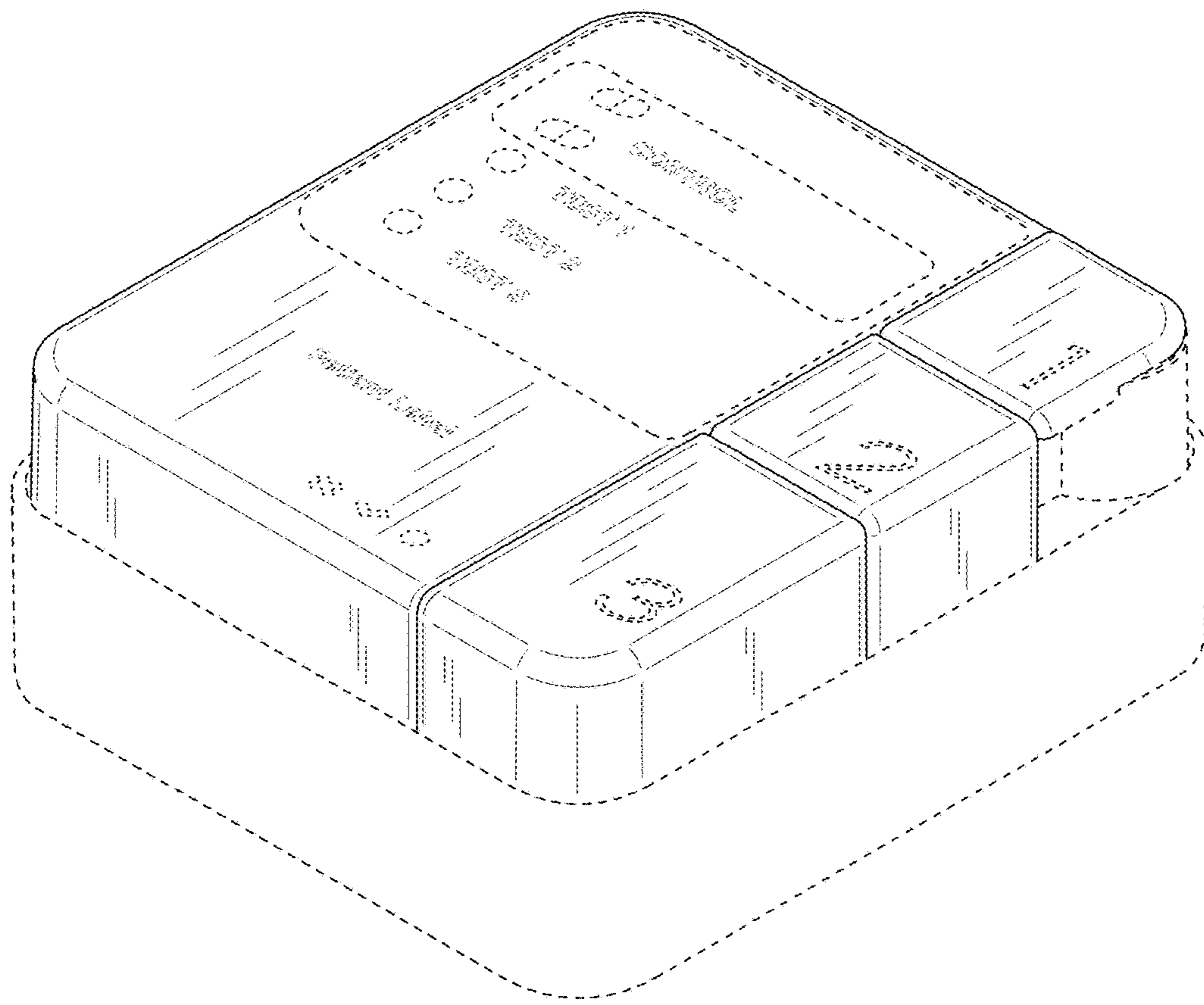


FIG. 1

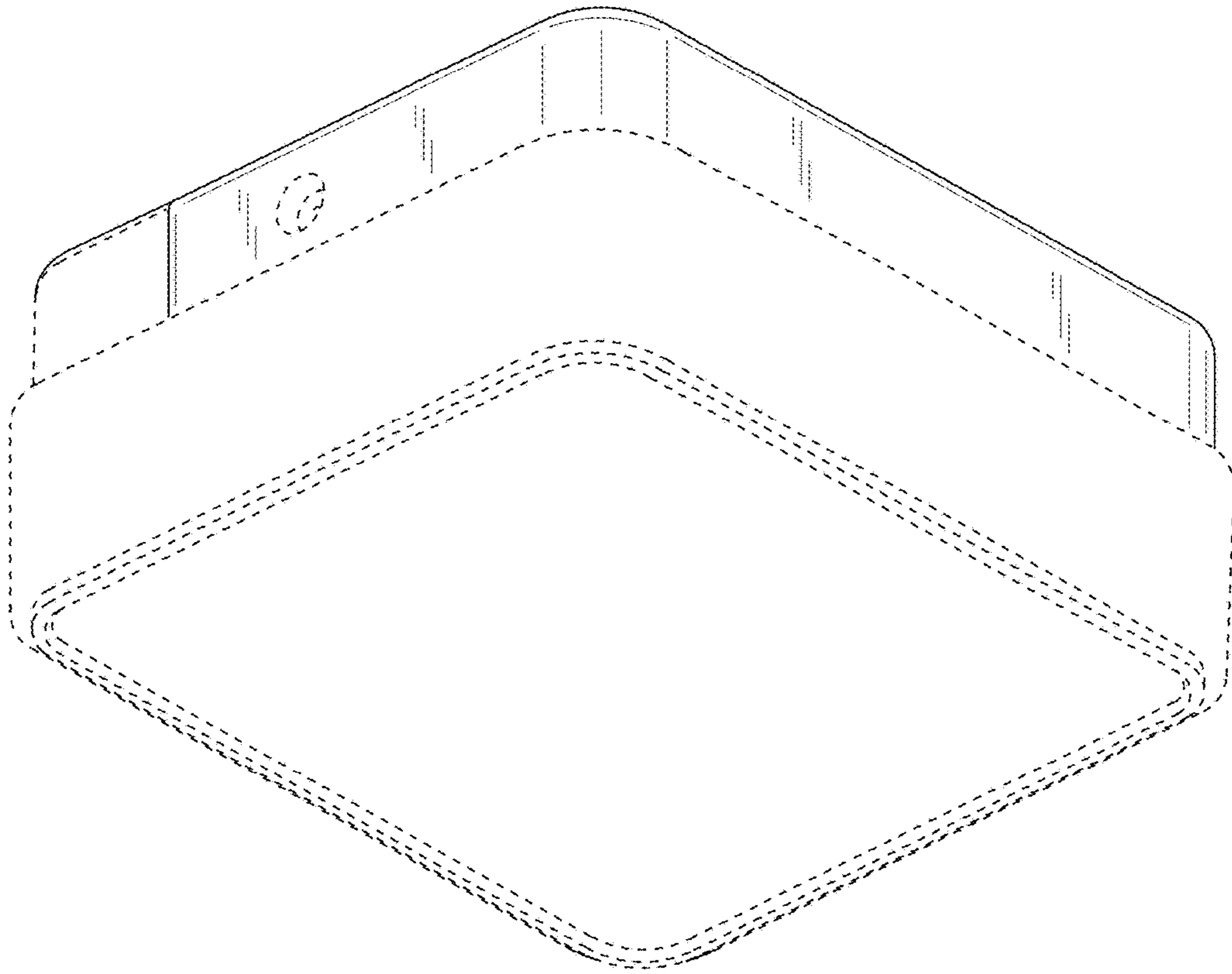


FIG. 2

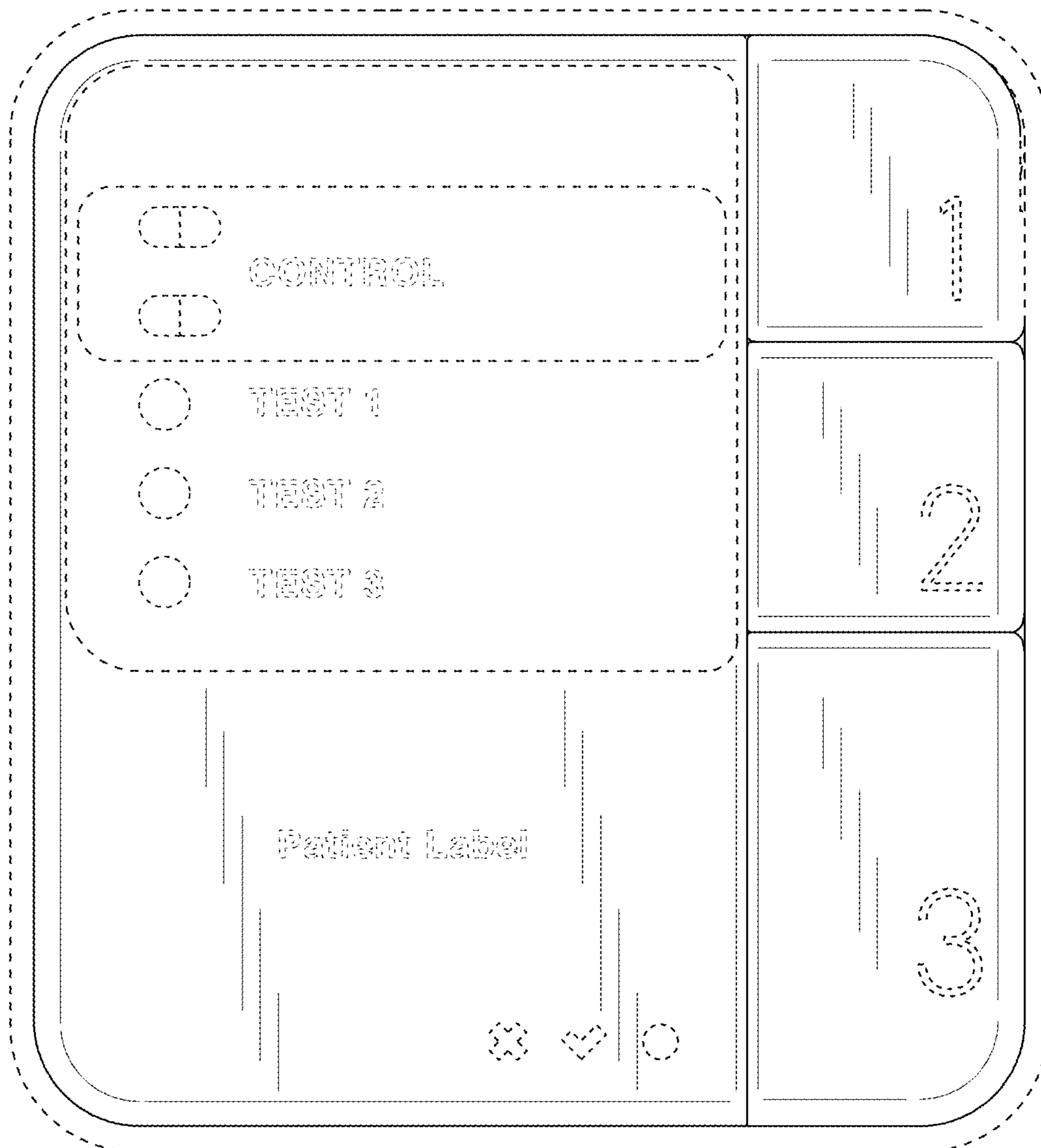


FIG. 3




FIG. 4



FIG. 5

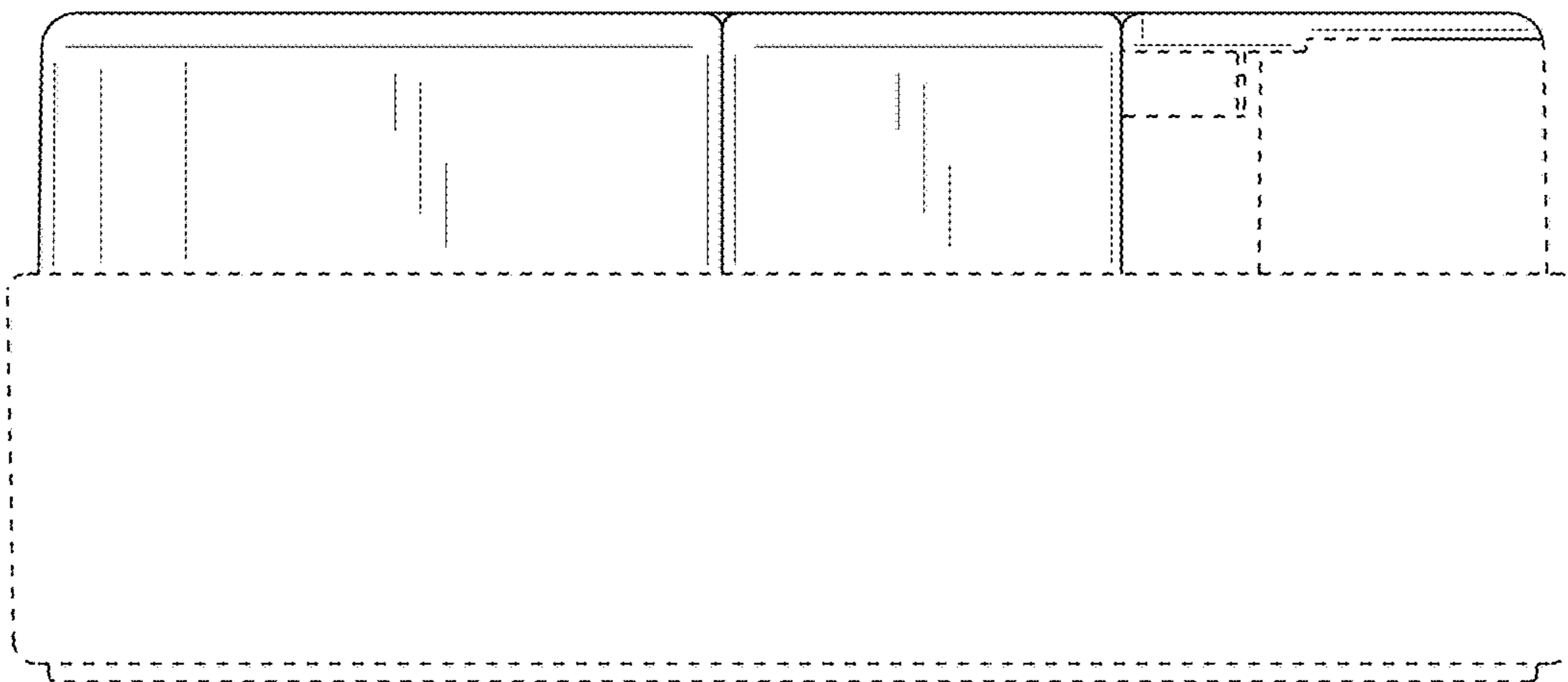


FIG. 6

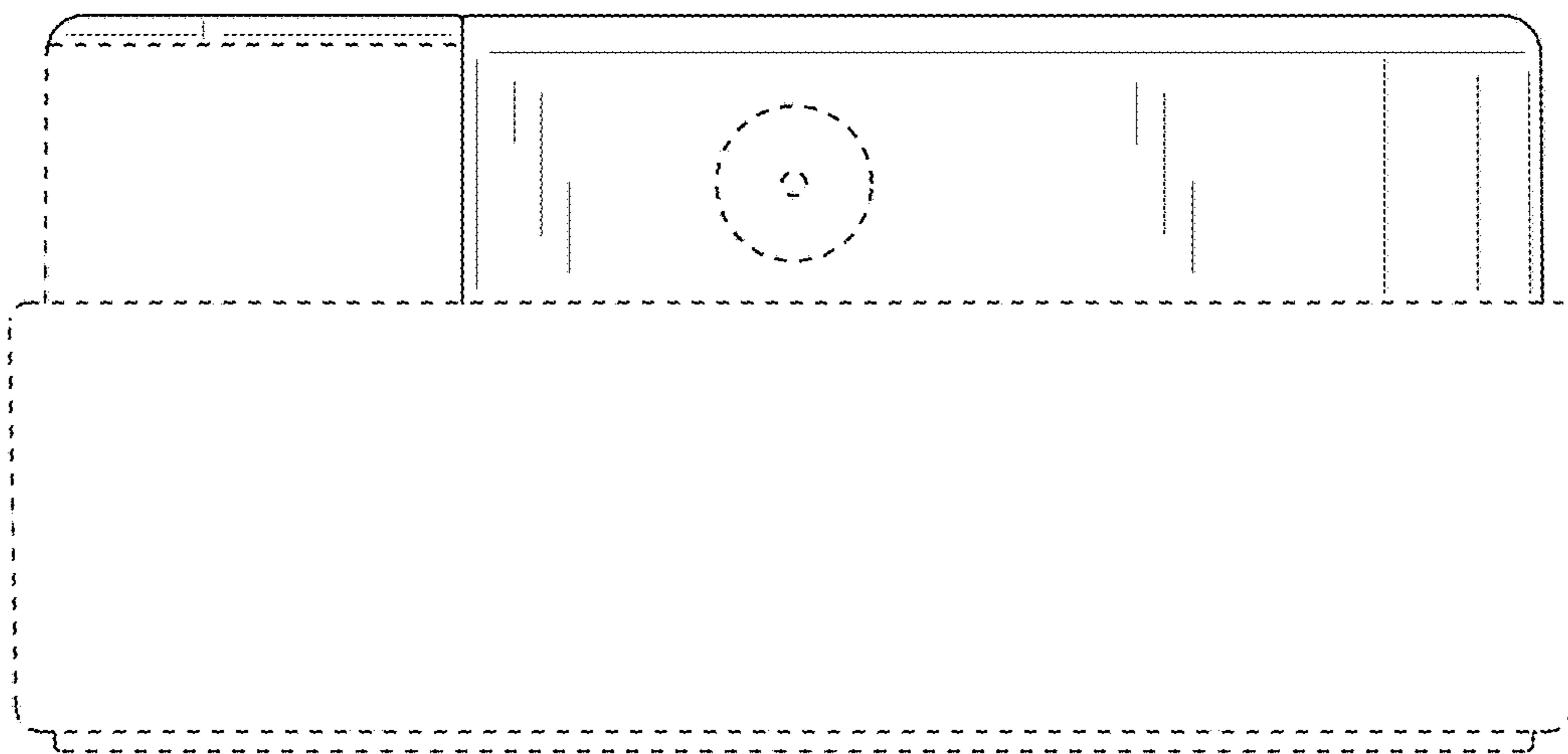


FIG. 7

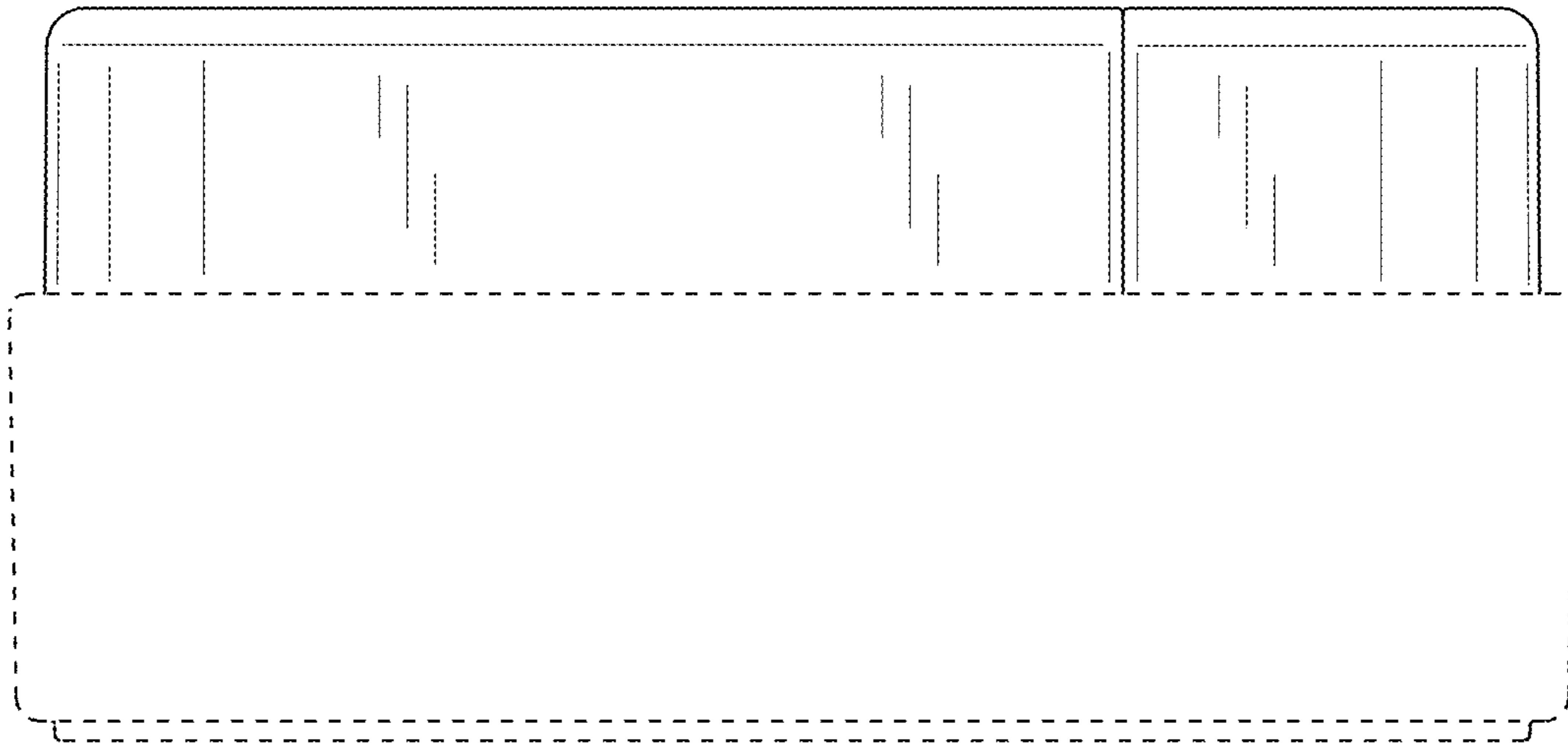


FIG. 8

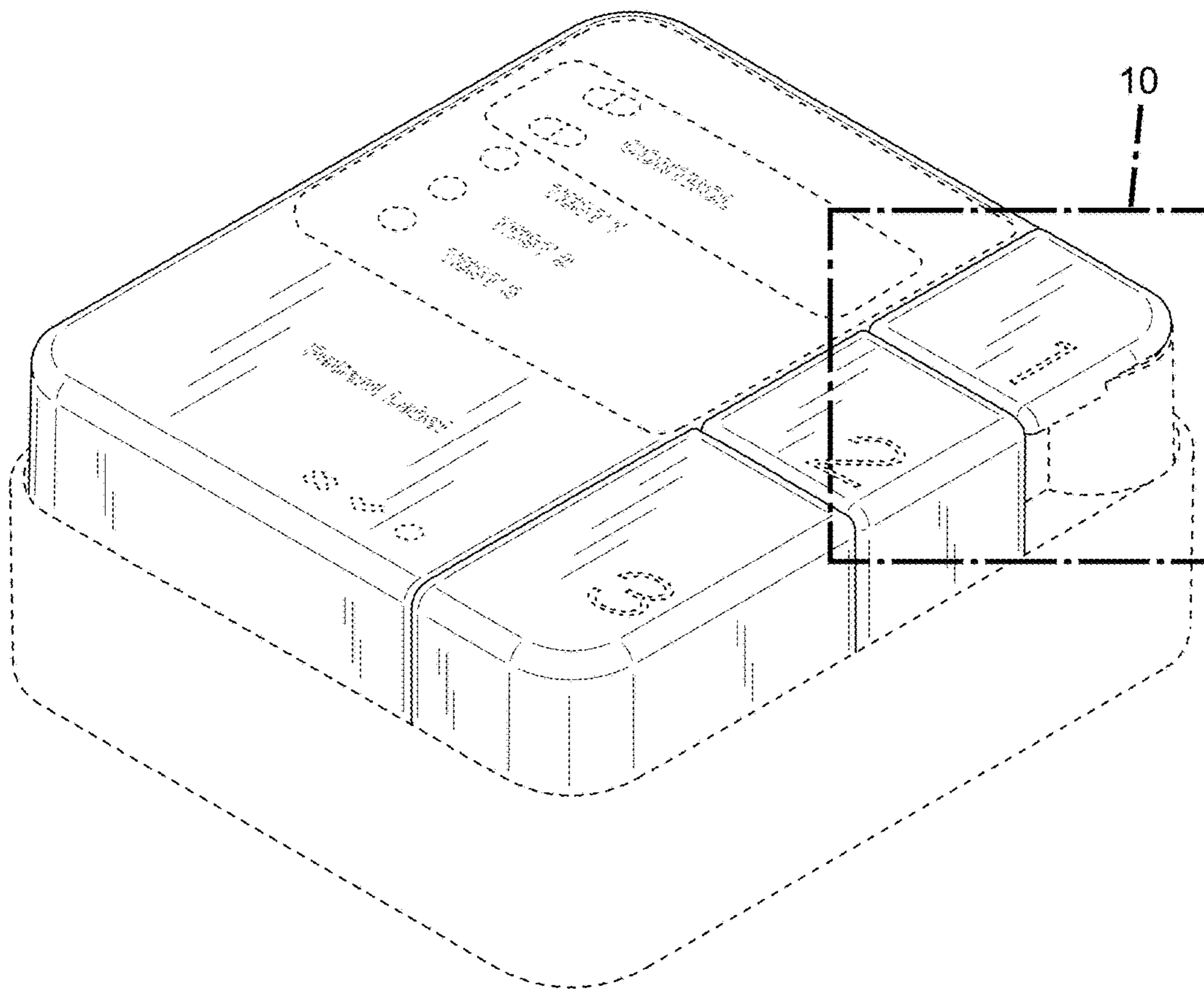


FIG. 9

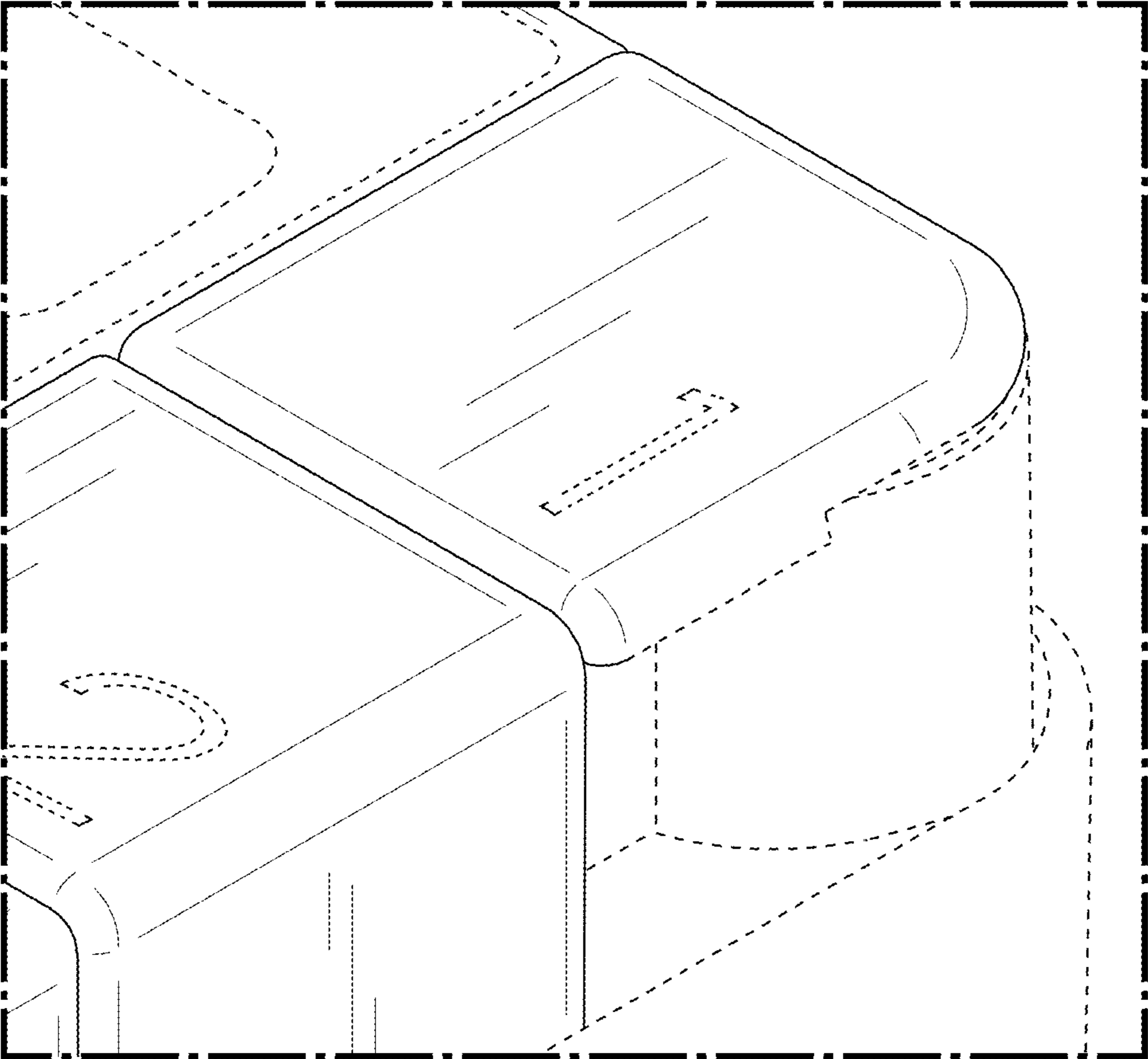


FIG. 10

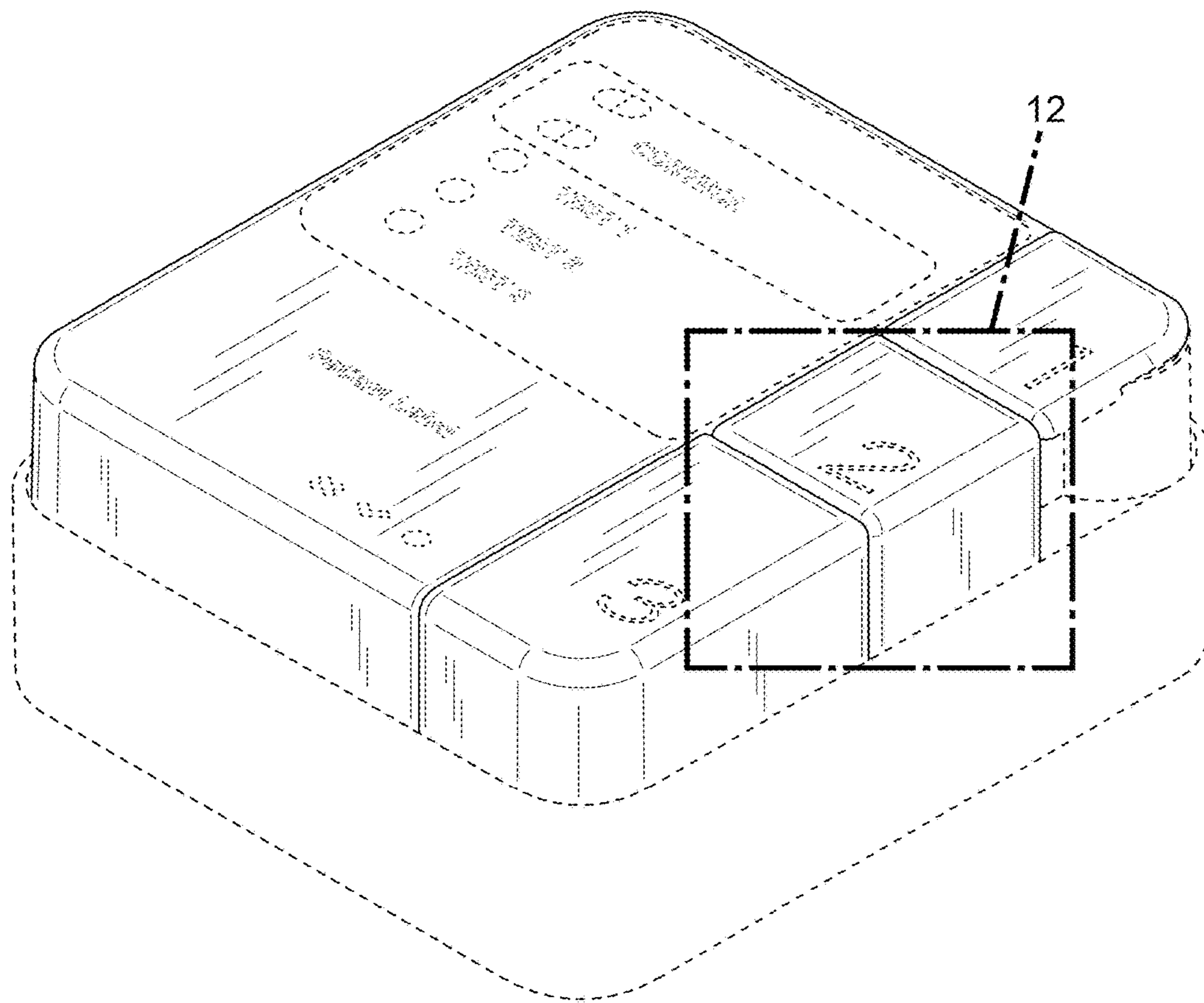


FIG. 11

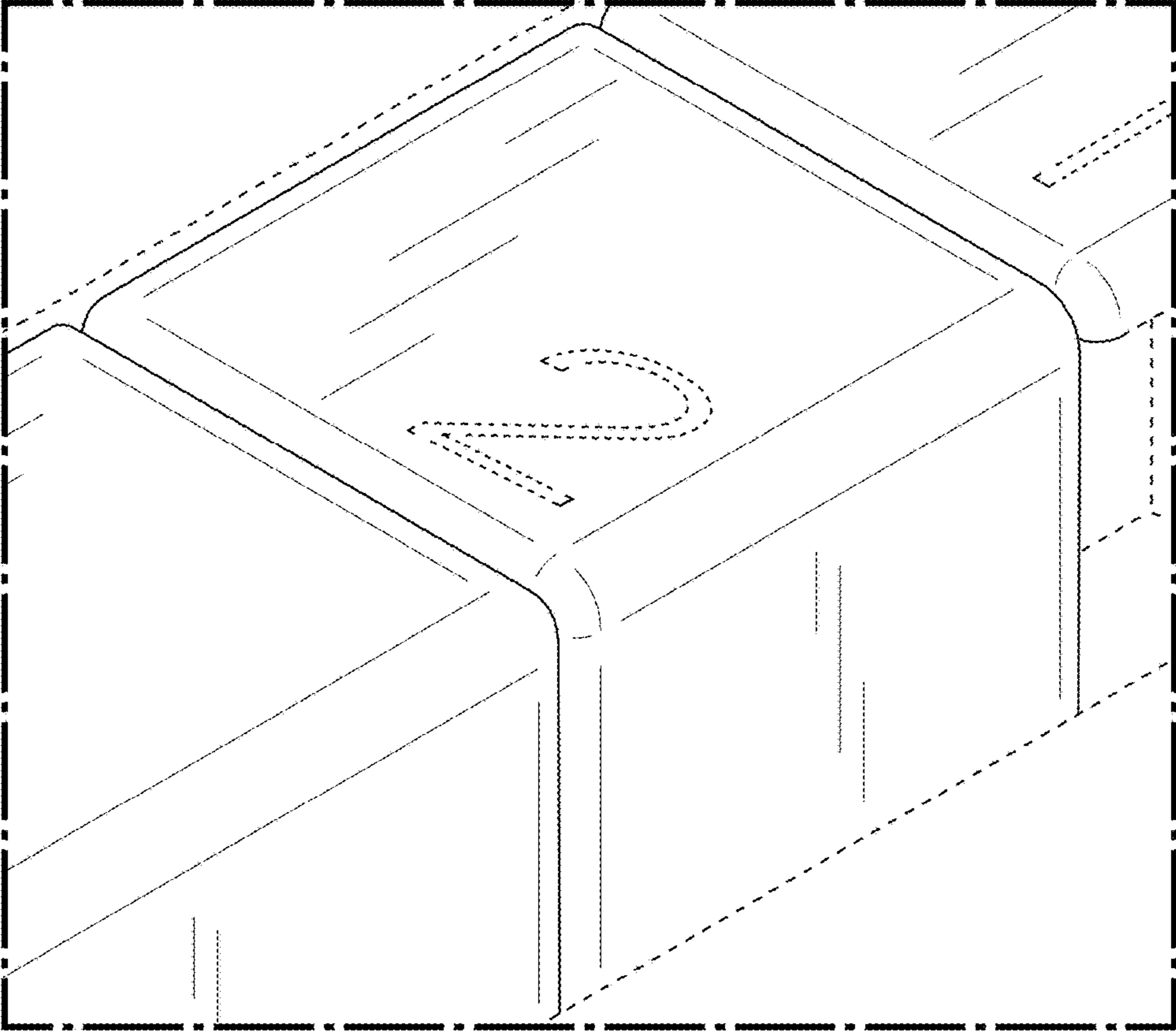


FIG. 12

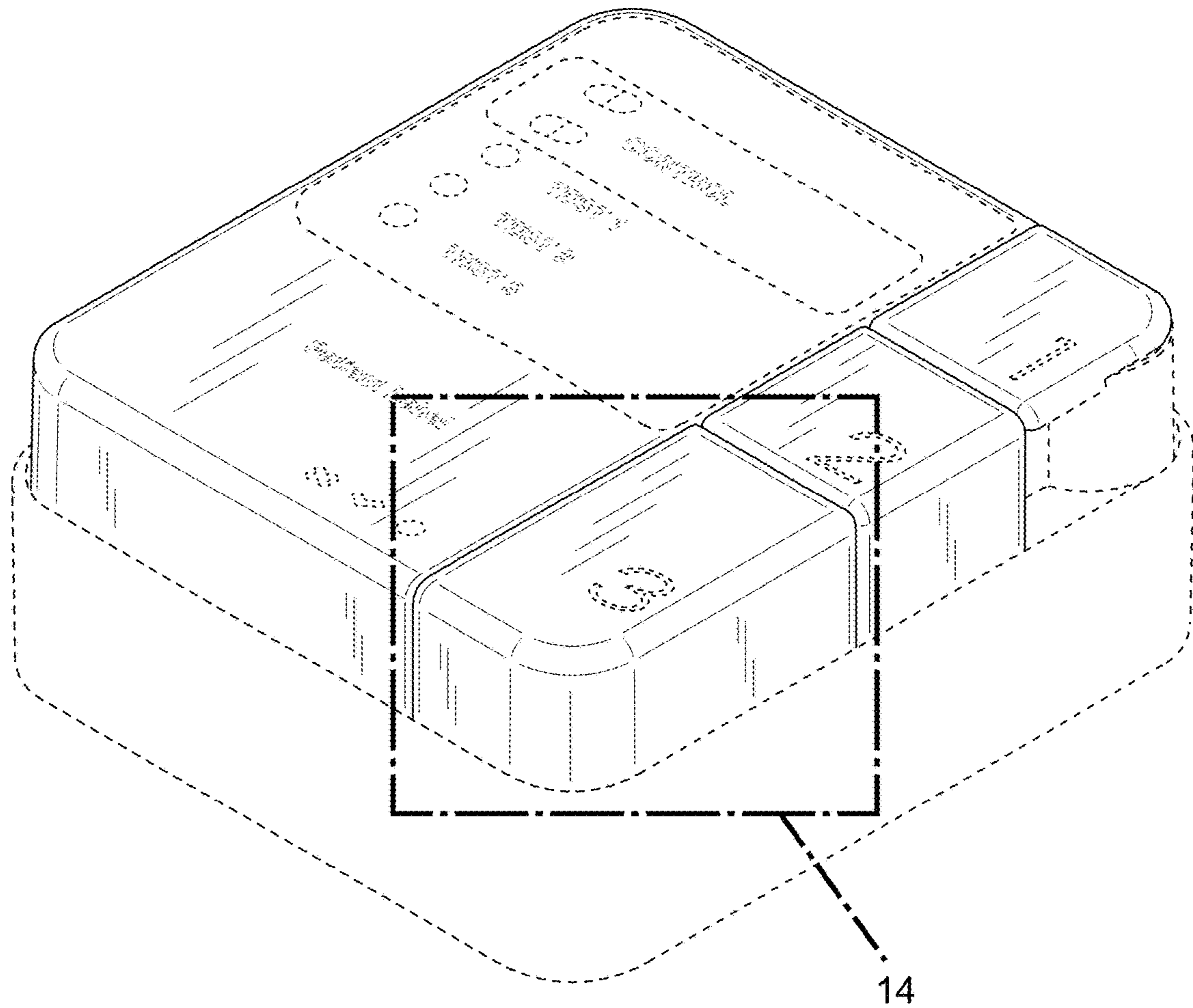


FIG. 13

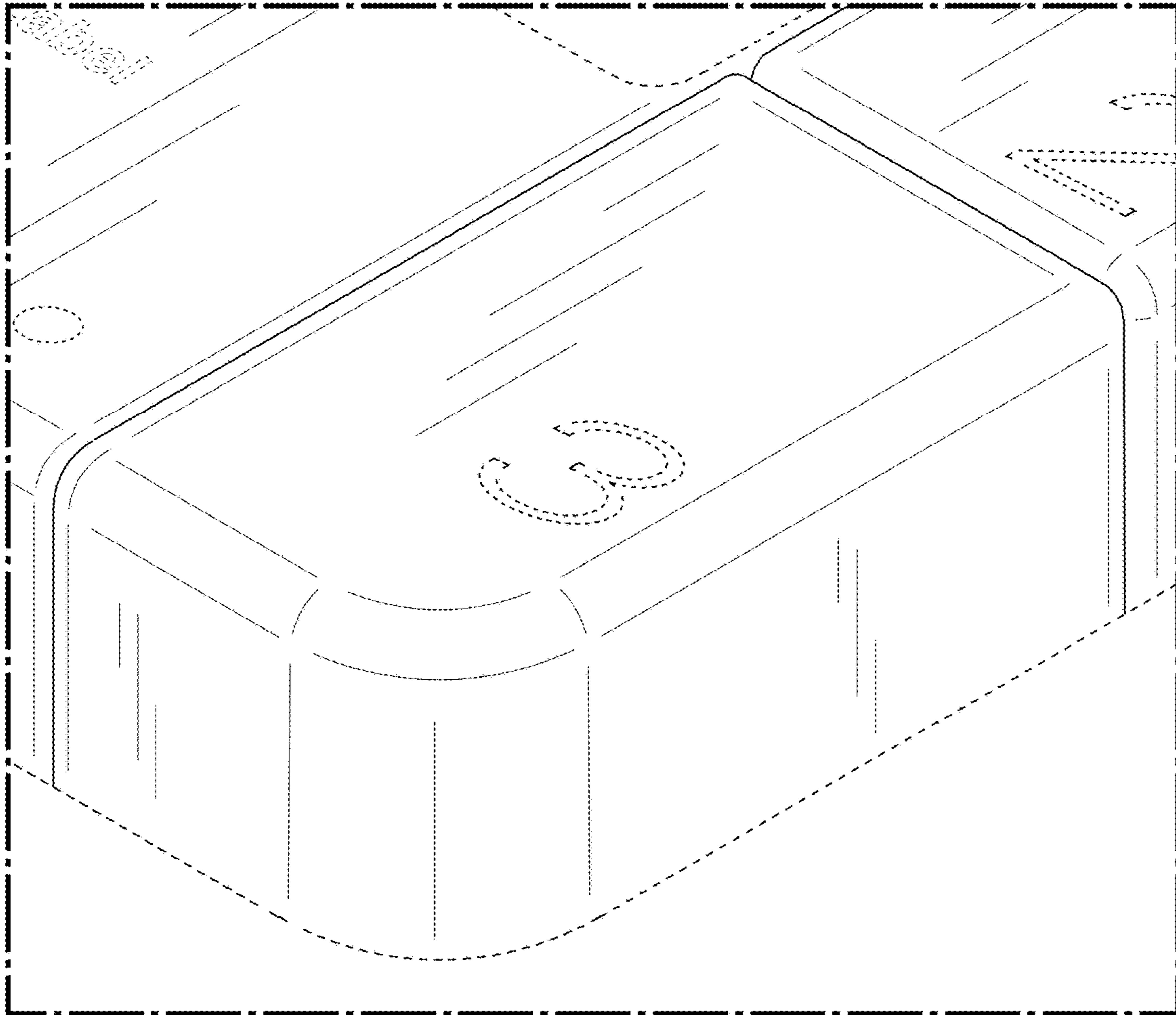


FIG. 14

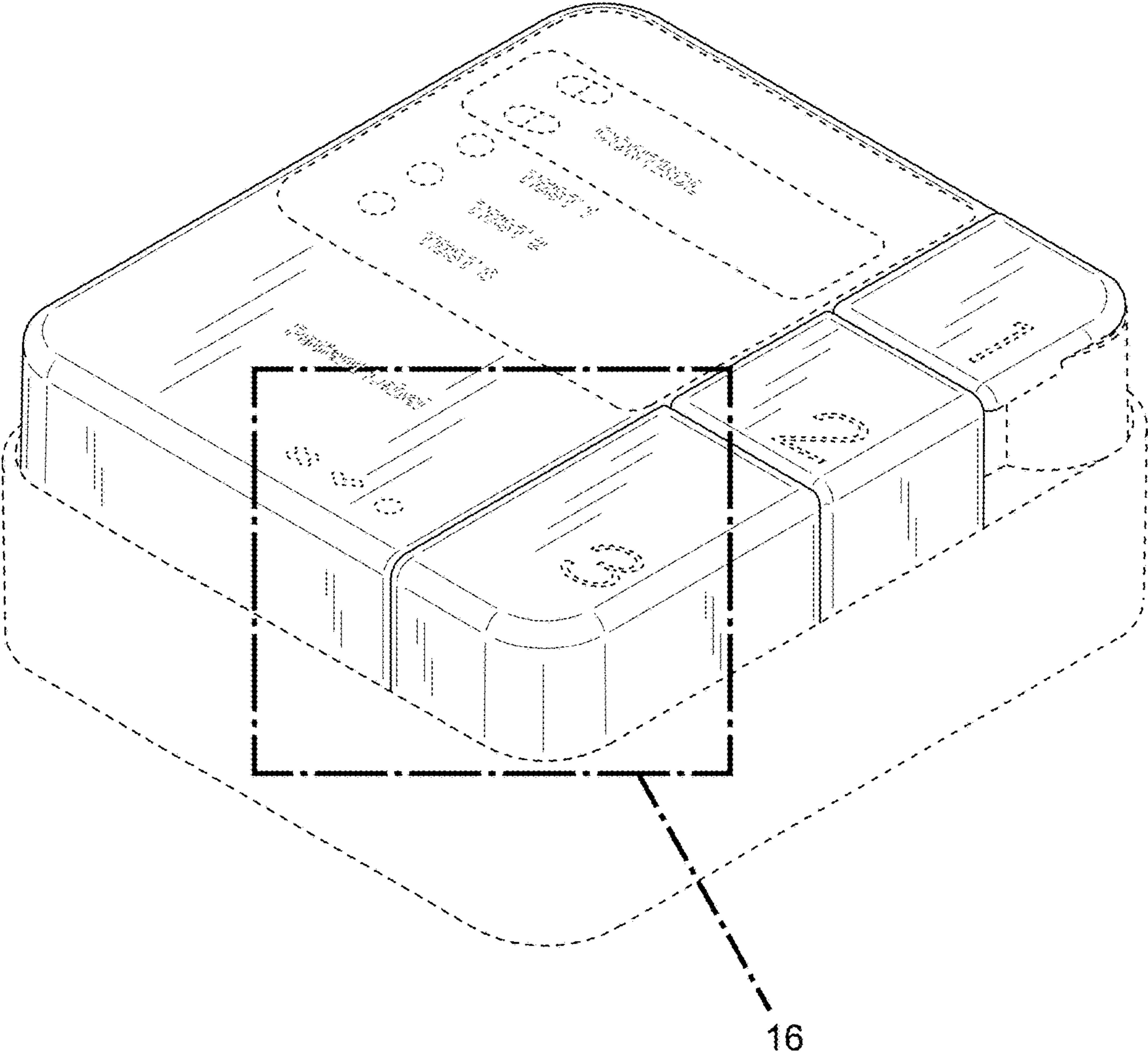


FIG. 15

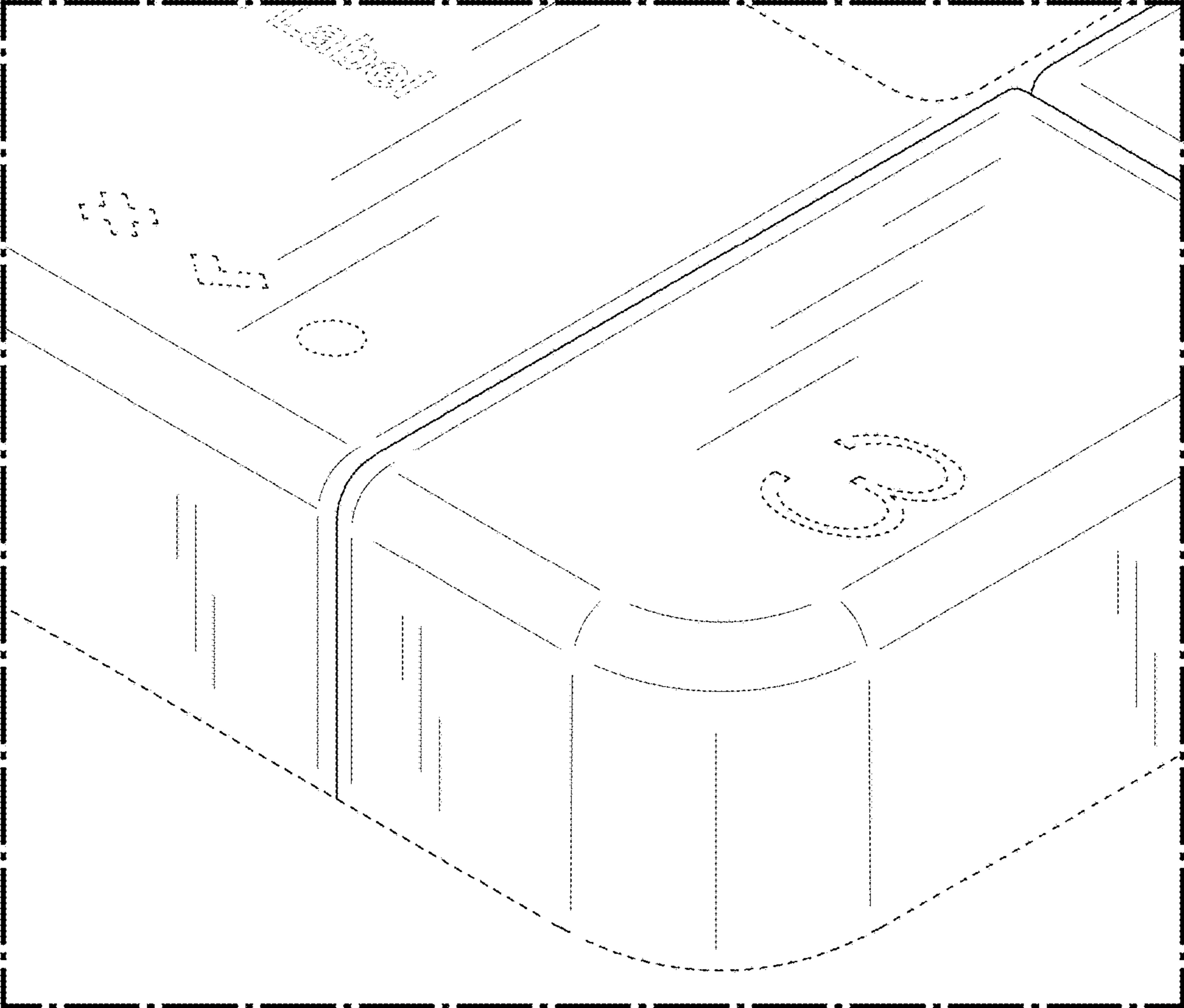


FIG. 16

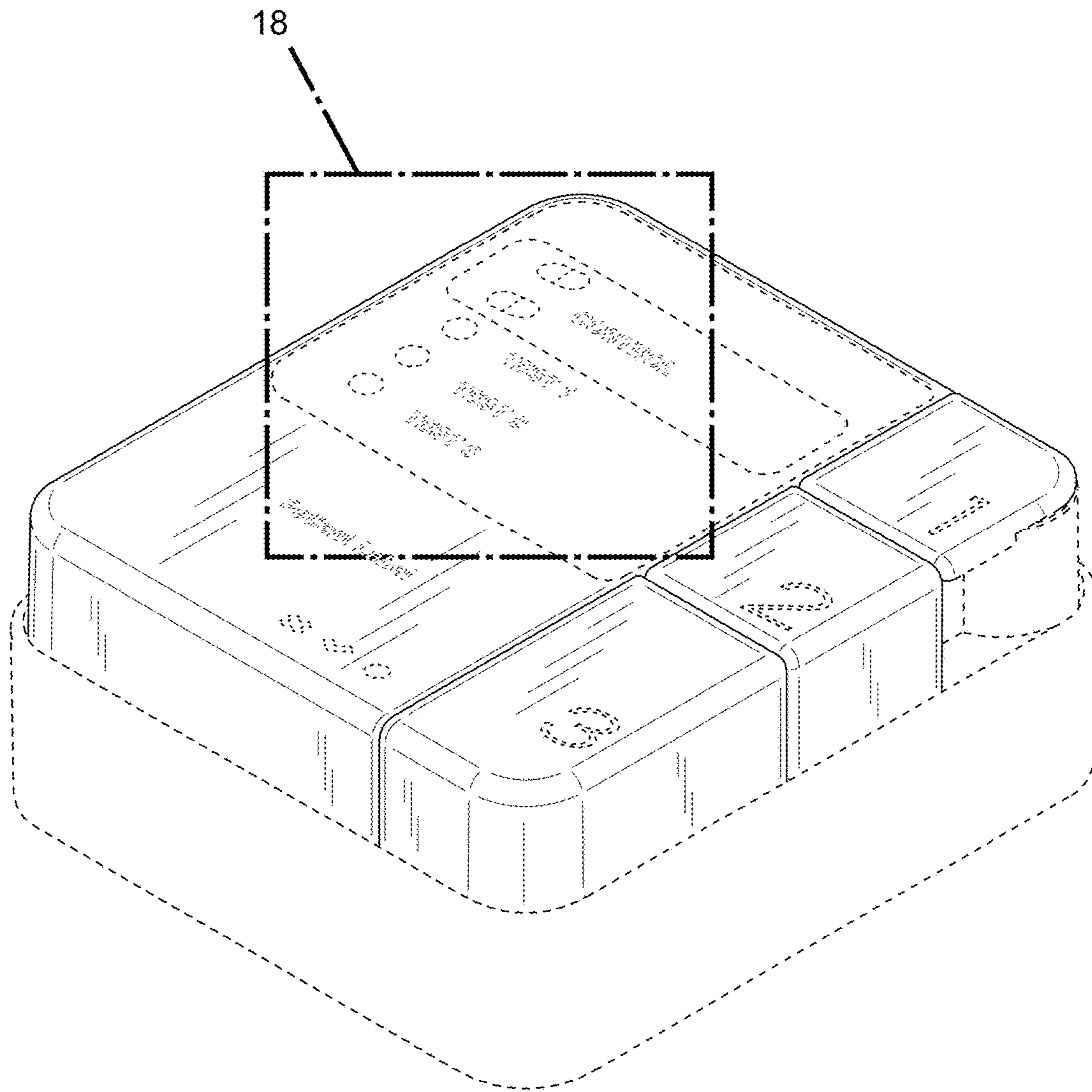


FIG. 17

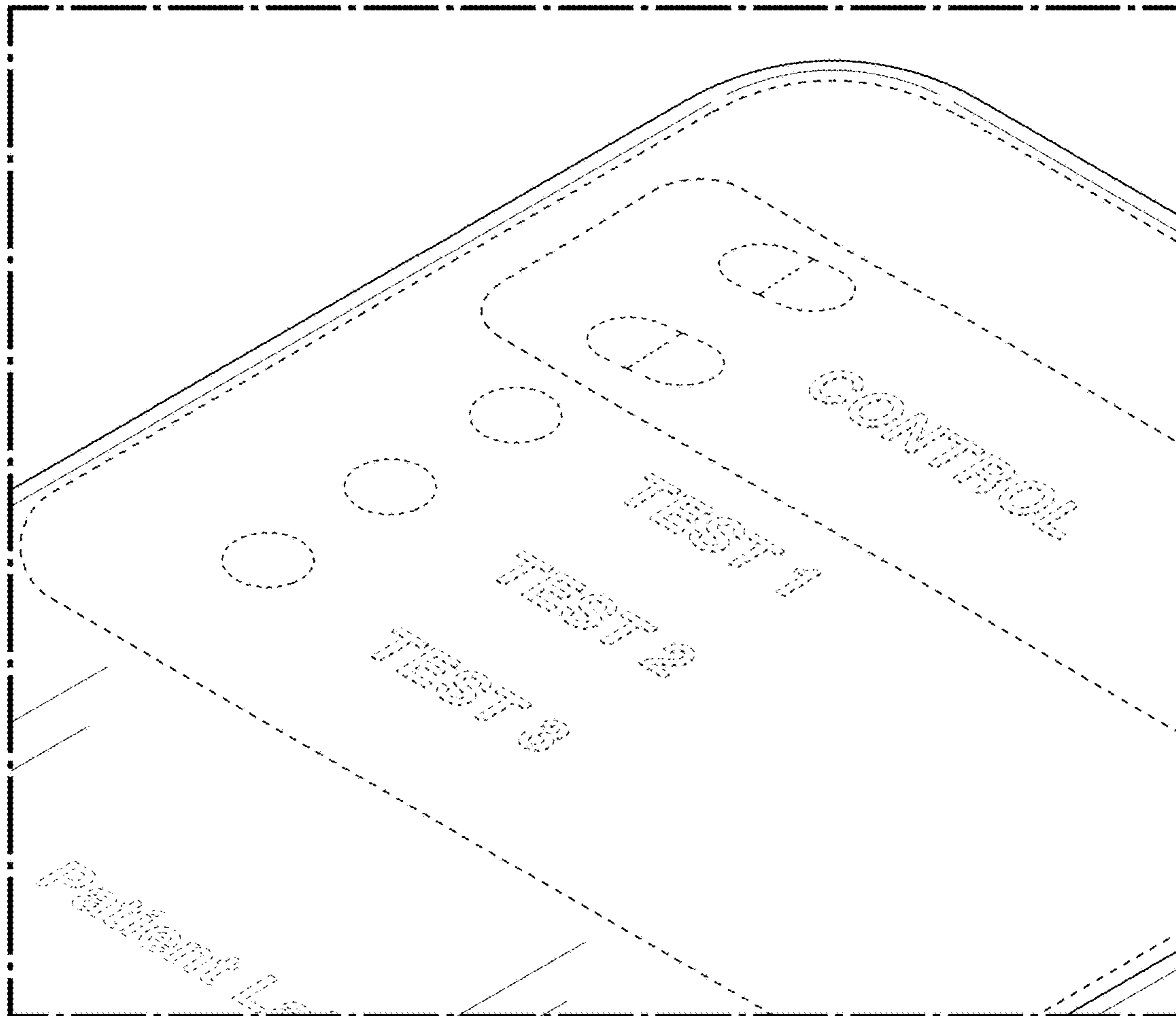


FIG. 18