



US00D800330S

(12) **United States Design Patent** (10) **Patent No.:** **US D800,330 S**
Loos (45) **Date of Patent:** **** Oct. 17, 2017**

(54) **MESSAGE ROLLER**
(71) Applicant: **Rick Loos**, Del Mar, CA (US)
(72) Inventor: **Rick Loos**, Del Mar, CA (US)
(**) Term: **15 Years**
(21) Appl. No.: **29/556,039**
(22) Filed: **Feb. 26, 2016**
(51) **LOC (10) Cl.** **28-03**
(52) **U.S. Cl.**
USPC **D24/211**
(58) **Field of Classification Search**
USPC D24/200, 211, 212, 213, 214, 215;
601/19, 27-32, 46-48, 52, 99, 112-113,
601/118, 135, 137, DIG. 12, DIG. 14,
601/DIG. 15, DIG. 16, DIG. 17;
D30/160; D14/218, 138 AA
CPC A61H 19/00; A61H 19/30; A61H 19/32;
A61H 19/34; A61H 19/40; A61H 19/44;
A61H 19/50; A61H 2015/0007; A61H
2015/0014; A61H 2015/0042; A61H
15/00; A61H 7/003; A61H 7/005
See application file for complete search history.

(56) **References Cited**
U.S. PATENT DOCUMENTS
3,705,579 A * 12/1972 Morini A61H 15/00
601/121
4,785,800 A * 11/1988 Stilson A61H 15/00
601/121
D340,487 S * 10/1993 Traub D21/712
5,413,551 A * 5/1995 Wu A61H 15/00
601/131
5,580,336 A * 12/1996 Coallier A63B 23/03533
473/614
D381,083 S * 7/1997 Ratajac D24/211
D435,660 S * 12/2000 Yoo D24/211
D478,947 S * 8/2003 Lu D21/662

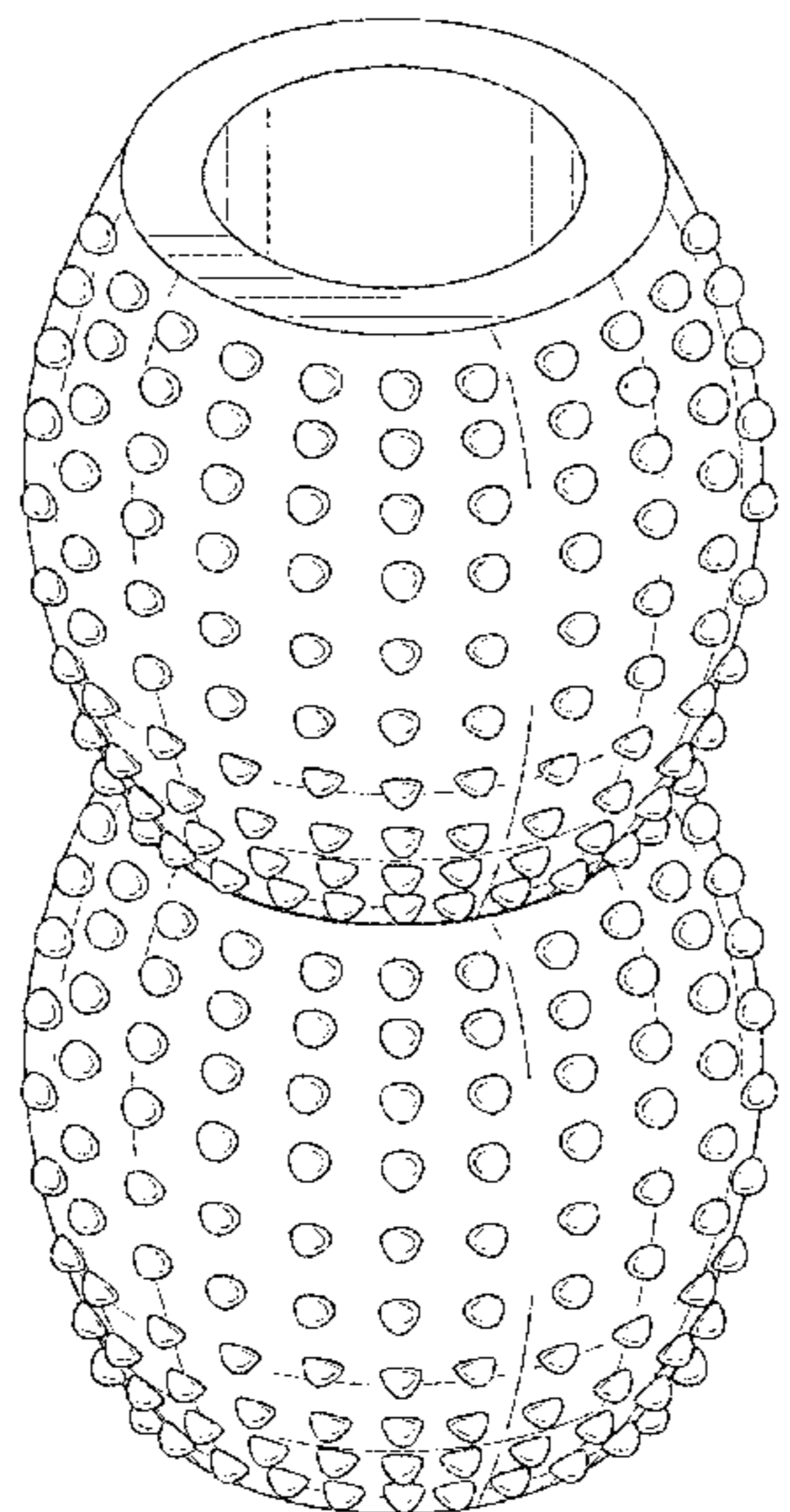
D492,791 S * 7/2004 Alexander D24/211
D497,457 S * 10/2004 Willinger A01K 15/026
D24/211
D516,261 S * 2/2006 Roberts D32/25
D521,191 S * 5/2006 Berger D29/122
D553,253 S * 10/2007 Gayne D24/215
D581,765 S * 12/2008 Lane D21/707
D583,519 S * 12/2008 Roberts D32/29.1
7,670,658 B1 * 3/2010 Roberts D06F 58/203
34/389
D613,349 S * 4/2010 Metti D21/662
D625,426 S * 10/2010 Robins D24/214
D626,706 S * 11/2010 Ragonetti D30/160
D677,439 S * 3/2013 Renforth D30/160
D687,159 S * 7/2013 Cho D24/215
D687,959 S * 8/2013 Reichmann D24/215
D694,421 S * 11/2013 Anderson D24/215
D717,963 S * 11/2014 Milton D24/215
8,944,962 B2 * 2/2015 Montanari A63B 21/0004
482/23
D724,161 S * 3/2015 Kuhne D21/662
D742,601 S * 11/2015 Holterhaus D30/121
D765,871 S * 9/2016 Downare D24/211

* cited by examiner
Primary Examiner — Sandra Snapp
(74) *Attorney, Agent, or Firm* — Donn K. Harms

(57) **CLAIM**
The ornamental design for a massage roller, as shown and described.

DESCRIPTION
FIG. 1 is a top perspective view of a massage roller;
FIG. 2 is a front elevation view of the massage roller, the rear elevation view being a mirror image thereof;
FIG. 3 is a first side elevation view of the massage roller, the second side elevation view being a mirror image thereof;
and,
FIG. 4 is a top plan view of the massage roller, the bottom plan view being a mirror image thereof.

1 Claim, 4 Drawing Sheets



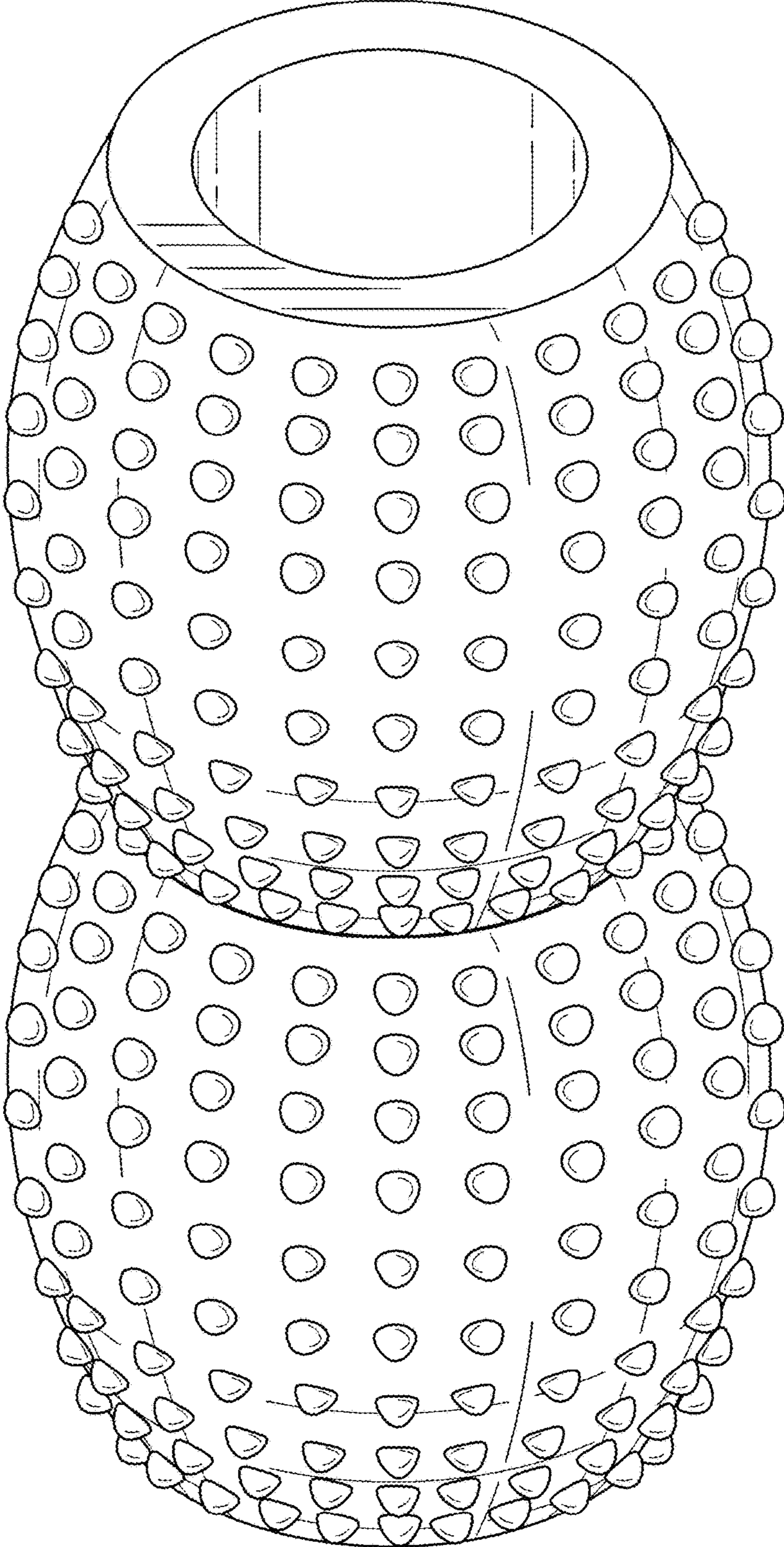


FIG. 1




FIG. 2




FIG. 3

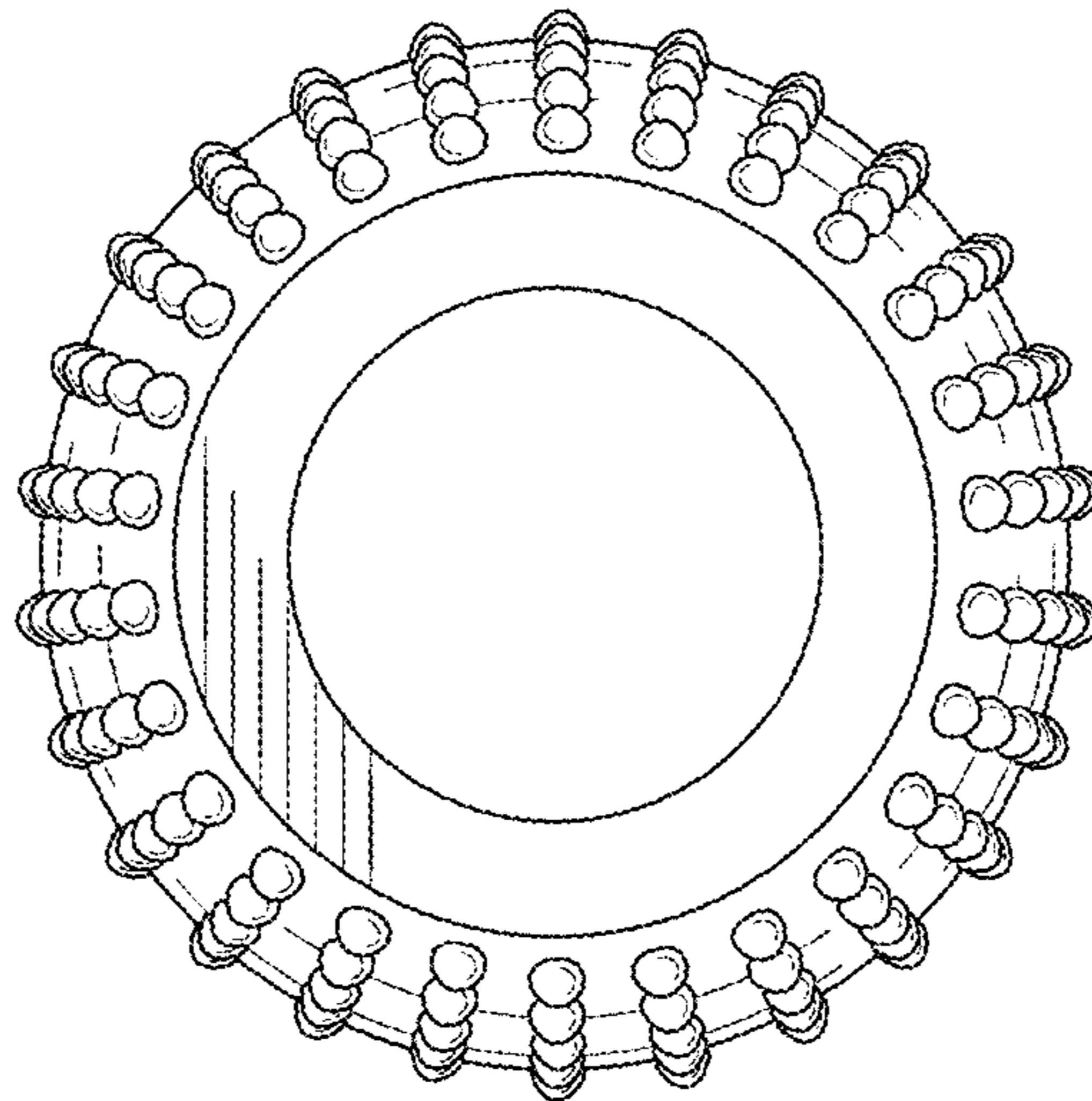


FIG. 4