



US00D800323S

(12) **United States Design Patent** (10) **Patent No.:** **US D800,323 S**
Cox (45) **Date of Patent:** **** Oct. 17, 2017**

(54) **COMPRESSION SLEEVE**

FOREIGN PATENT DOCUMENTS

(71) Applicant: **Wesley Cox**, Fayetteville, AR (US)

AU 2007309344 5/2008
CA 2667760 5/2008

(72) Inventor: **Wesley Cox**, Fayetteville, AR (US)

(Continued)

(73) Assignee: **XTREME ORTHOPEDICS LLC**,
Fayetteville, AR (US)

OTHER PUBLICATIONS

(**) Term: **15 Years**

European Search Report for Application No. EU13867118.5
(Mailed Aug. 5, 2016).

(21) Appl. No.: **29/539,241**

(Continued)

(22) Filed: **Sep. 11, 2015**

Primary Examiner — George D Kirschbaum

Assistant Examiner — Jennifer Watkins

(51) **LOC (10) Cl.** **24-01**

(74) *Attorney, Agent, or Firm* — Kutak Rock LLP; Bryan
P. Stanley

(52) **U.S. Cl.**

USPC **D24/190**

(58) **Field of Classification Search**

USPC D24/190-192; D29/120.1, 121.1, 122
CPC A61F 5/0109; A61F 13/061; A61F 2/7812;
A61F 5/0106; A61F 2002/7818

See application file for complete search history.

(57) **CLAIM**

The ornamental design for a compression sleeve, as shown
and described.

DESCRIPTION

(56) **References Cited**

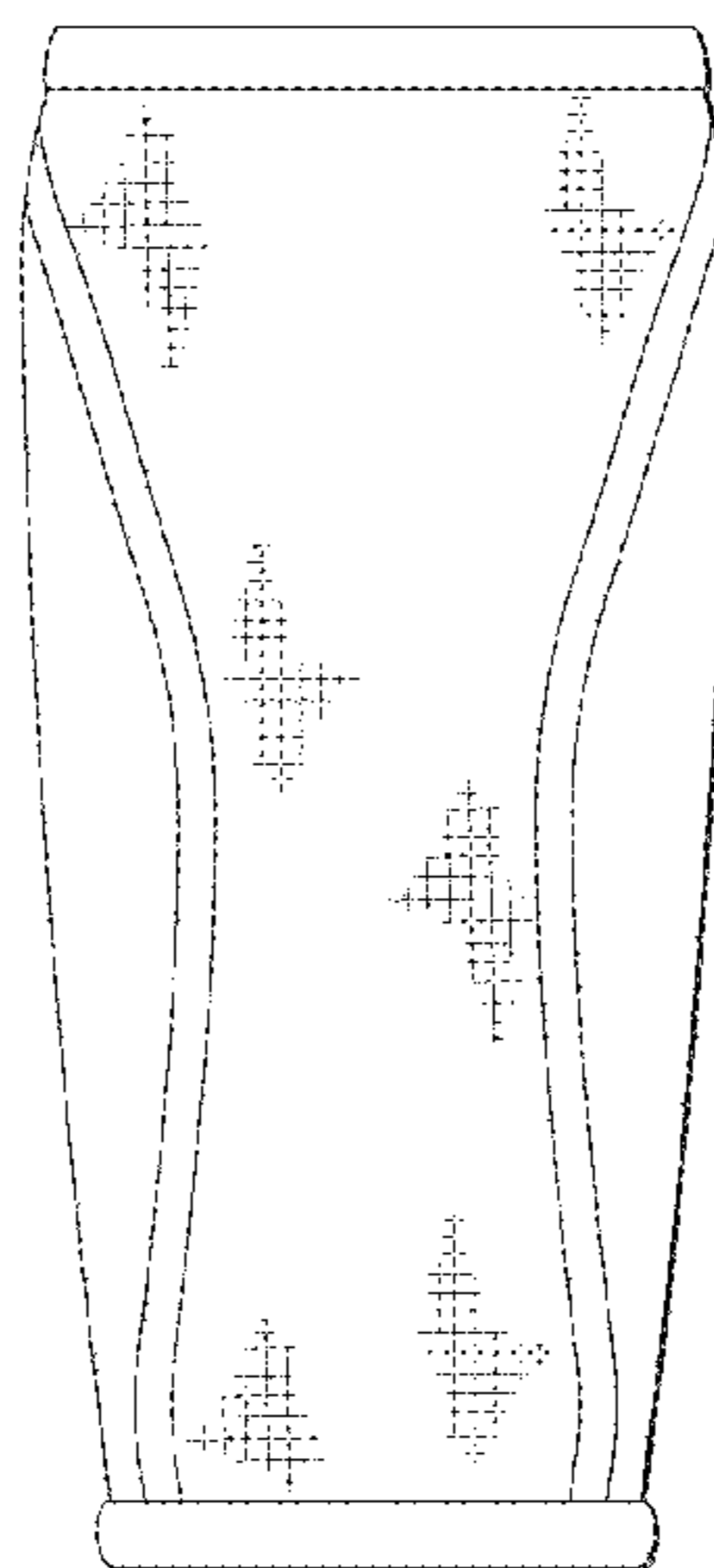
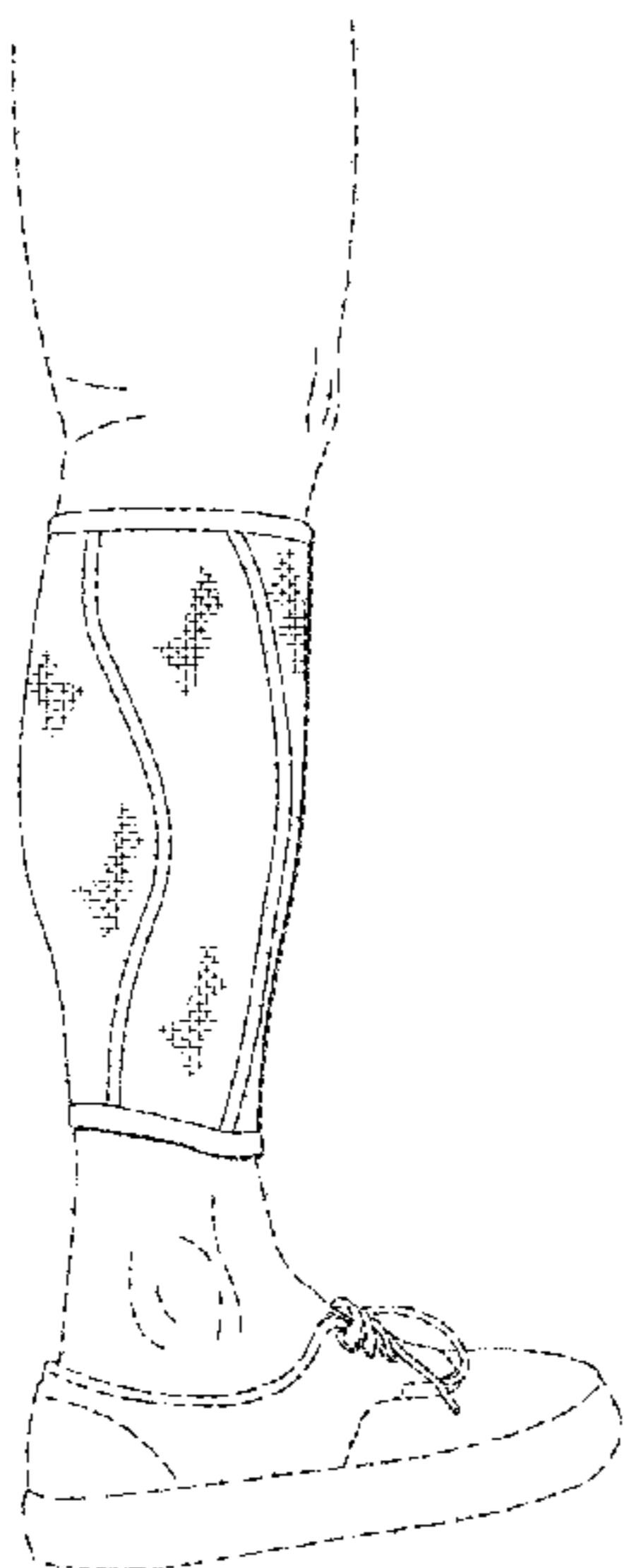
U.S. PATENT DOCUMENTS

1,473,041 A 11/1923 Henderson
2,211,203 A 8/1940 Goldman
2,594,809 A 4/1952 Sanders
3,075,521 A 1/1963 Grassl
3,521,623 A 7/1970 Nichols et al.
3,678,926 A 7/1972 Strittmatter
3,696,810 A 10/1972 Gaylord, Jr.
3,897,777 A 8/1975 Morrison
4,066,084 A 1/1978 Tillander
D248,872 S 8/1978 Thomas
D251,682 S 4/1979 Levine
4,215,687 A 8/1980 Shaw
4,243,028 A 1/1981 Puyana
4,334,528 A 6/1982 Gauvry
D265,590 S 7/1982 Gauvry
4,378,009 A 3/1983 Rowley et al.

(Continued)

FIG. 1 is a right side perspective view of a compression
sleeve of the instant invention, shown in a position of use.
FIG. 2 is a front elevation view of the compression sleeve of
FIG. 1.
FIG. 3 is a rear elevation view of the compression sleeve of
FIG. 1.
FIG. 4 is a left side elevation view of the compression sleeve
of FIG. 1.
FIG. 5 is a right side elevation view of the compression
sleeve of FIG. 1.
FIG. 6 is a top plan view of the compression sleeve of FIG.
1; and,
FIG. 7 is a bottom plan view of the compression sleeve of
FIG. 1.
The broken lines in FIG. 1 are for the purpose of illustrating
environmental subject matter and form no part of the claim.

1 Claim, 4 Drawing Sheets



(56)

References Cited

U.S. PATENT DOCUMENTS

4,474,573 A * 10/1984 Detty A61F 13/061
2/24

4,598,701 A 7/1986 Schaefer

4,628,918 A 12/1986 Johnson, Jr.

4,682,588 A 7/1987 Curlee

4,896,660 A 1/1990 Scott

4,966,136 A 10/1990 Bates

5,063,913 A 11/1991 Nyi

5,152,302 A 10/1992 Fareed

5,154,690 A 10/1992 Shiono

D331,801 S 12/1992 Shiono

5,211,623 A 5/1993 Sarkozi

5,295,949 A 3/1994 Hathaway

5,295,951 A 3/1994 Fareed

5,329,941 A 7/1994 Bodine, Jr.

5,372,575 A 12/1994 Sebastian

5,383,844 A 1/1995 Munoz et al.

5,403,268 A 4/1995 Clement

5,423,333 A 6/1995 Jensen et al.

5,445,647 A 8/1995 Choy

5,464,384 A * 11/1995 Cromartie A61F 5/0111
602/27

D369,660 S 5/1996 Myoga

5,591,121 A 1/1997 Cantrell

5,893,871 A 4/1999 Tanaka

5,921,949 A 7/1999 Dray

5,924,120 A 7/1999 Razdan et al.

5,925,010 A * 7/1999 Caprio, Jr. A61F 5/0109
602/62

6,007,508 A 12/1999 Reinhardt et al.

D422,362 S 4/2000 Ames

6,077,241 A 6/2000 Fareed

6,077,242 A 6/2000 Falk et al.

6,120,472 A 9/2000 Singer, Jr.

6,149,617 A 11/2000 McNally et al.

6,352,074 B1 3/2002 Okada

6,361,549 B1 3/2002 Asatourian et al.

D455,213 S 4/2002 Weaver, II et al.

6,398,749 B1 6/2002 Slautterback

6,402,712 B1 6/2002 Gauvry

D462,772 S 9/2002 Lamping et al.

6,478,760 B2 11/2002 Darcey

6,485,448 B2 11/2002 Lamping et al.

6,592,539 B1 * 7/2003 Einarsson A61F 5/0109
602/26

6,659,971 B2 12/2003 Gaylord

D488,523 S 4/2004 Hamlin

6,755,800 B2 6/2004 Weaver, II et al.

D500,137 S 12/2004 Hely

6,852,088 B2 2/2005 Gaylord

6,863,657 B1 3/2005 Clements et al.

D503,806 S 4/2005 Williams

6,932,781 B2 8/2005 Itoi

7,189,213 B1 3/2007 Weber

7,244,239 B2 7/2007 Howard

D580,065 S 11/2008 Lin

D580,554 S * 11/2008 Lin D24/190

D580,556 S 11/2008 Lin

7,563,236 B2 7/2009 Kazmierczak et al.

D598,115 S * 8/2009 Reinhardt D24/190

7,637,883 B2 12/2009 Nyi

7,640,610 B2 1/2010 Mervar

7,730,550 B2 6/2010 Chiang

7,740,645 B2 6/2010 Babaev

7,749,179 B2 7/2010 Hargrave et al.

D623,757 S * 9/2010 Chiang D24/190

D623,759 S * 9/2010 Chiang D24/190

D630,333 S 1/2011 Chiang

7,951,104 B2 5/2011 Rodgers, Jr. et al.

D642,280 S 7/2011 Goumas

8,016,780 B1 9/2011 Sickles

8,043,241 B2 10/2011 Goumas

8,109,273 B2 2/2012 Golden et al.

8,118,765 B2 * 2/2012 Magnusson A61F 5/0109
602/26

8,273,040 B1 9/2012 Morrow

8,523,793 B1 9/2013 Waldon, Sr.

8,628,488 B2 1/2014 Serola

8,821,425 B2 9/2014 Cox

D728,805 S 5/2015 Tanaka

D728,806 S 5/2015 Cox

D746,997 S 1/2016 Higgins

D750,261 S 2/2016 Kusmirek

9,320,639 B2 4/2016 Serola

D767,773 S * 9/2016 Jiminez D24/190

2002/0147421 A1 10/2002 Darcey

2002/0169407 A1 11/2002 Glinsboeckel

2003/0187373 A1 10/2003 Gaylord

2005/0055775 A1 3/2005 Gourd

2005/0273026 A1 12/2005 Howard

2006/0026730 A1 * 2/2006 Terczak A41D 13/08
2/59

2007/0077393 A1 * 4/2007 Chiang A61F 5/01
428/131

2008/0188788 A1 8/2008 Serola

2010/0042031 A1 2/2010 Anglada

2010/0152635 A1 6/2010 Borden

2011/0009795 A1 1/2011 Graham

2011/0021958 A1 1/2011 Lynds

2011/0179542 A1 7/2011 Khuong et al.

2011/0192403 A1 8/2011 Goumas

2012/0010546 A1 1/2012 Sotereanos et al.

2012/0096616 A1 * 4/2012 Fisher A63B 71/1225
2/22

2012/0209159 A1 8/2012 Fout

2012/0277649 A1 11/2012 Matsuo

2013/0160176 A1 6/2013 Magri

2014/0188024 A1 7/2014 Cox

FOREIGN PATENT DOCUMENTS

EP 0362528 4/1990

EP 0904752 3/1999

EP 2097113 9/2009

JP 2005245611 9/2005

JP 2010508072 3/2010

KR 100883324 2/2009

KR 10-20090092772 9/2009

WO 2008051640 A2 5/2008

WO 2008051640 A3 5/2008

OTHER PUBLICATIONS

Written Opinion and International Search Report for PCT/US2013/078429 (Mailed Apr. 3, 2014).

Written Opinion and International Search Report for PCT/US2014/040279 (Mailed Oct. 1, 2014).

* cited by examiner

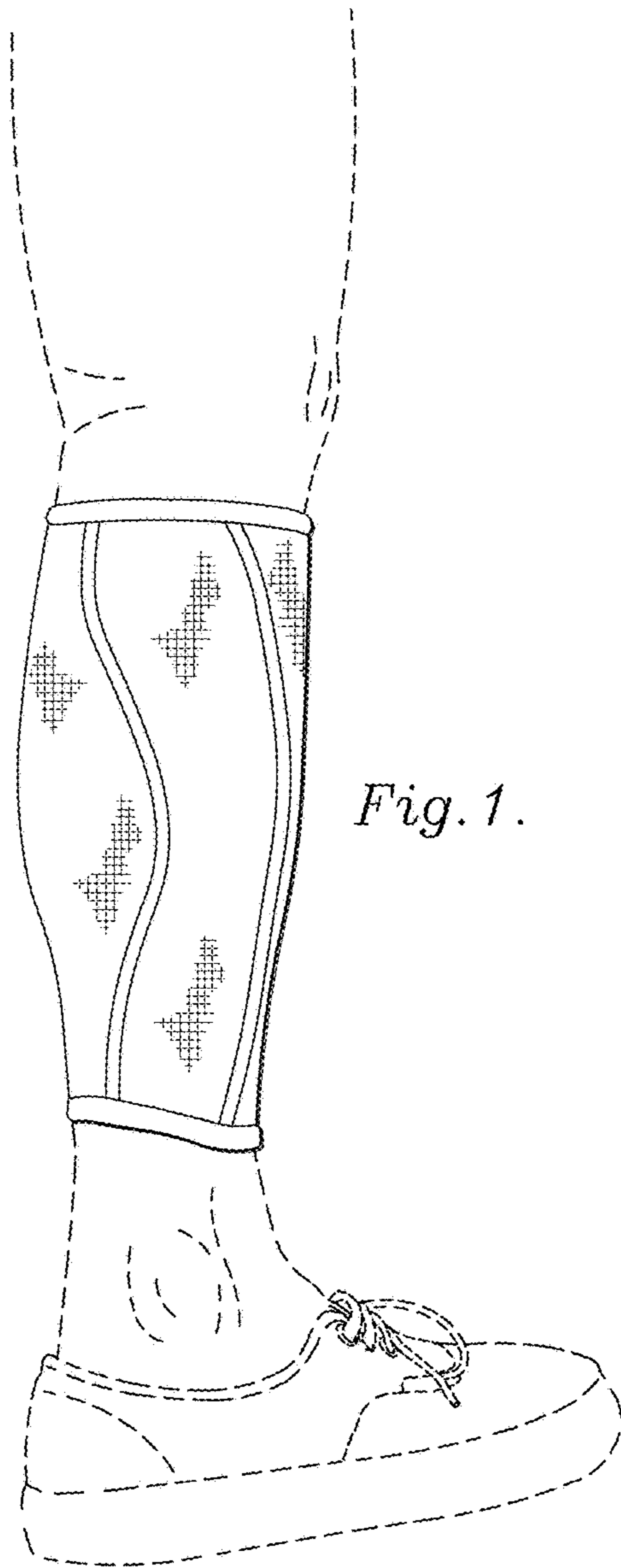


Fig. 1.

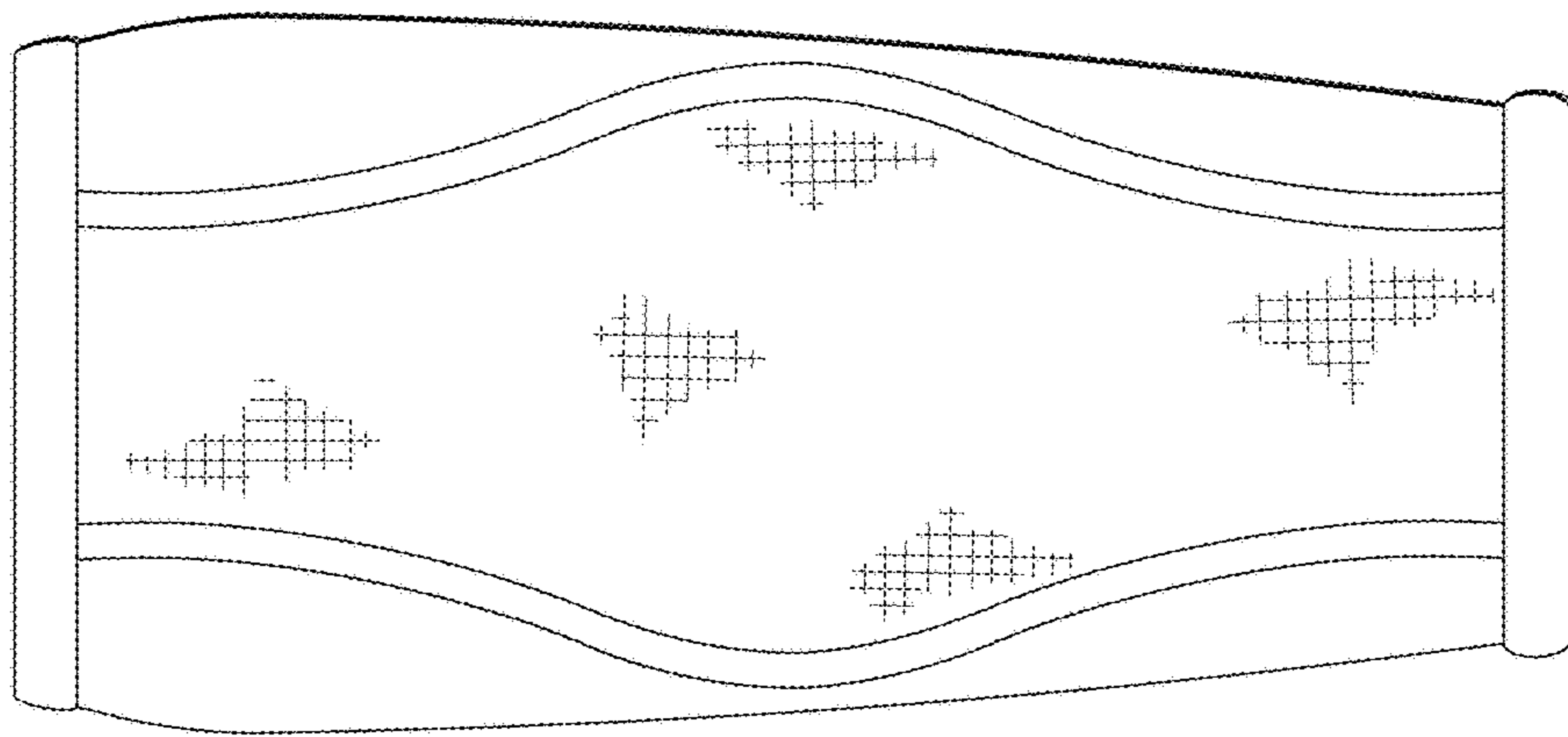


Fig. 3.

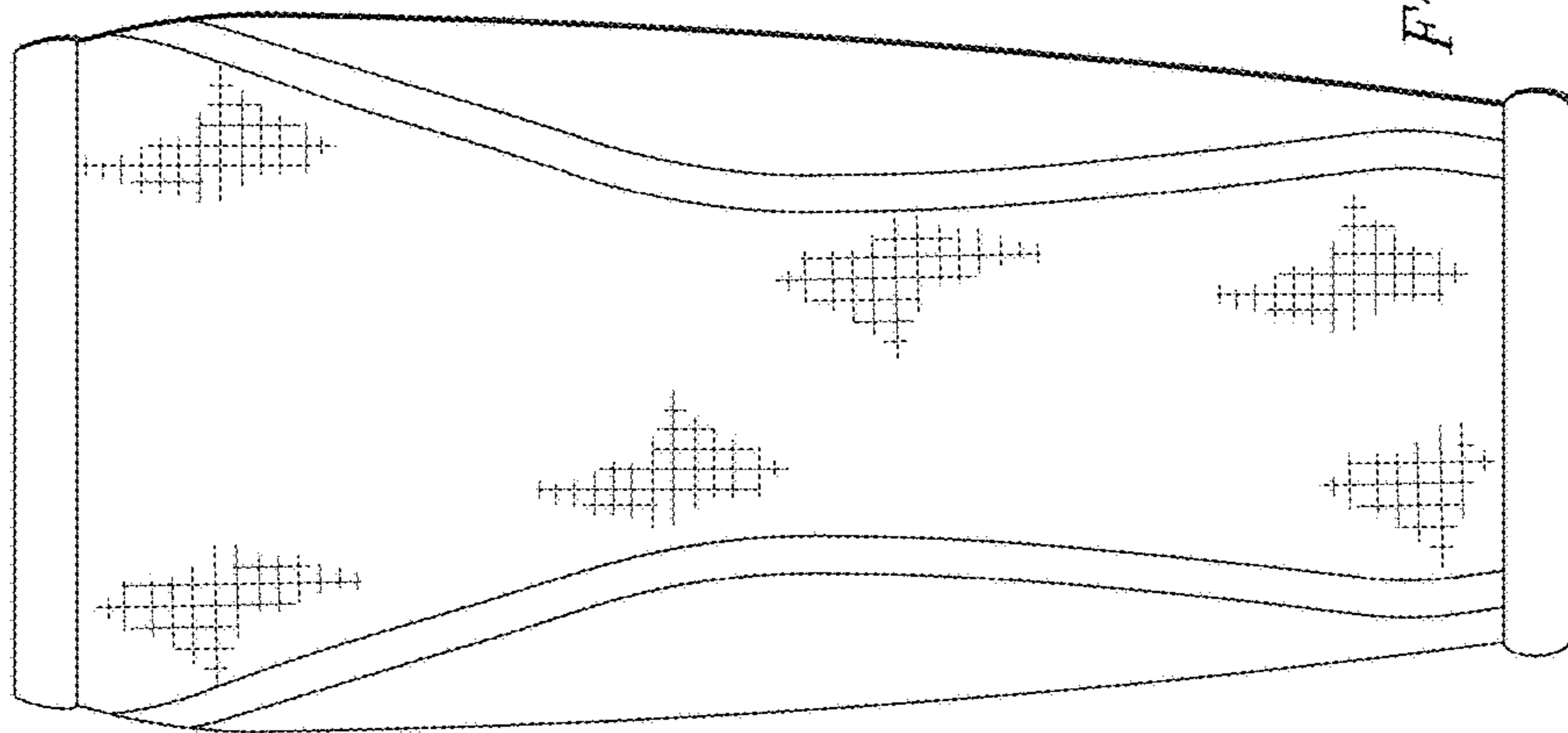


Fig. 2.

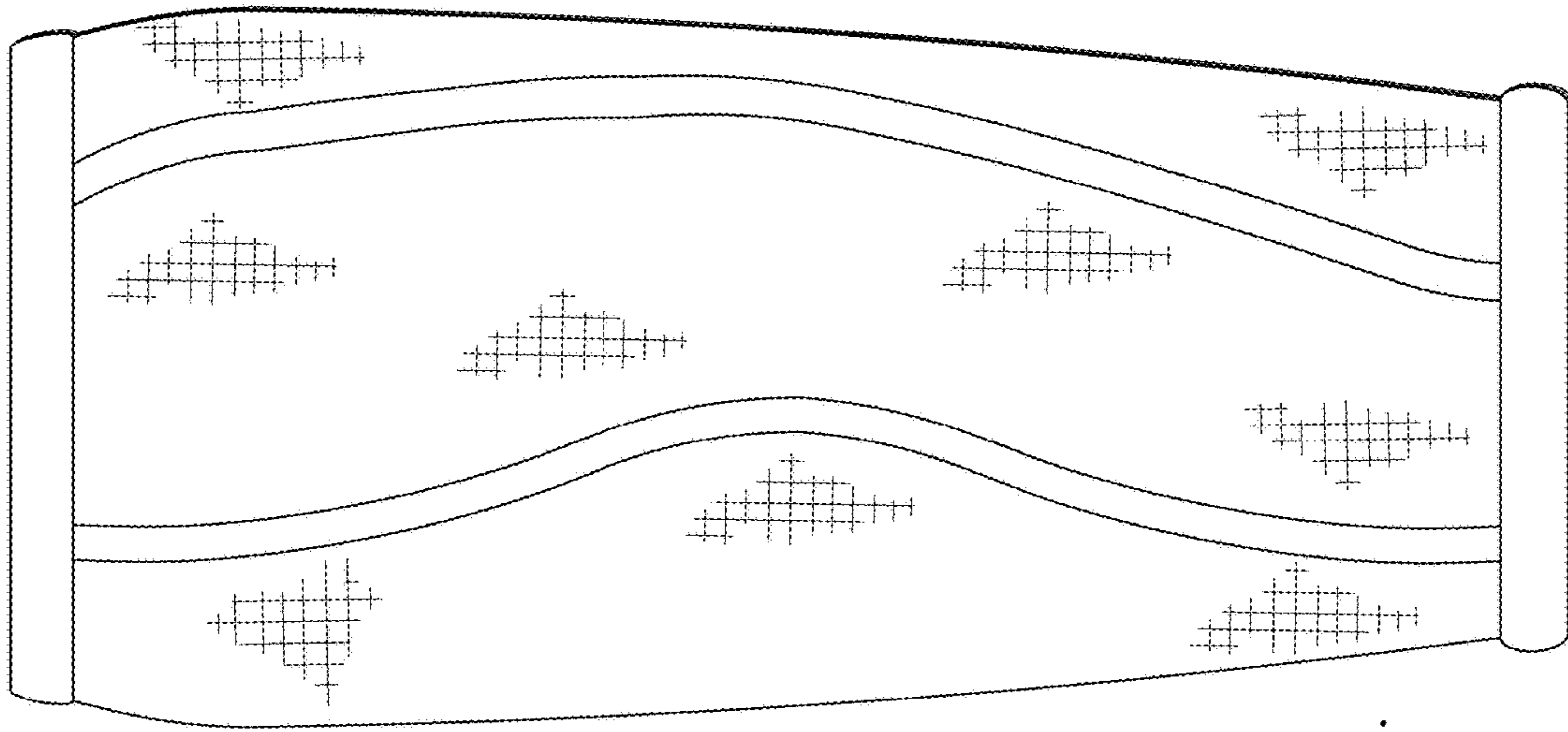


Fig. 4.

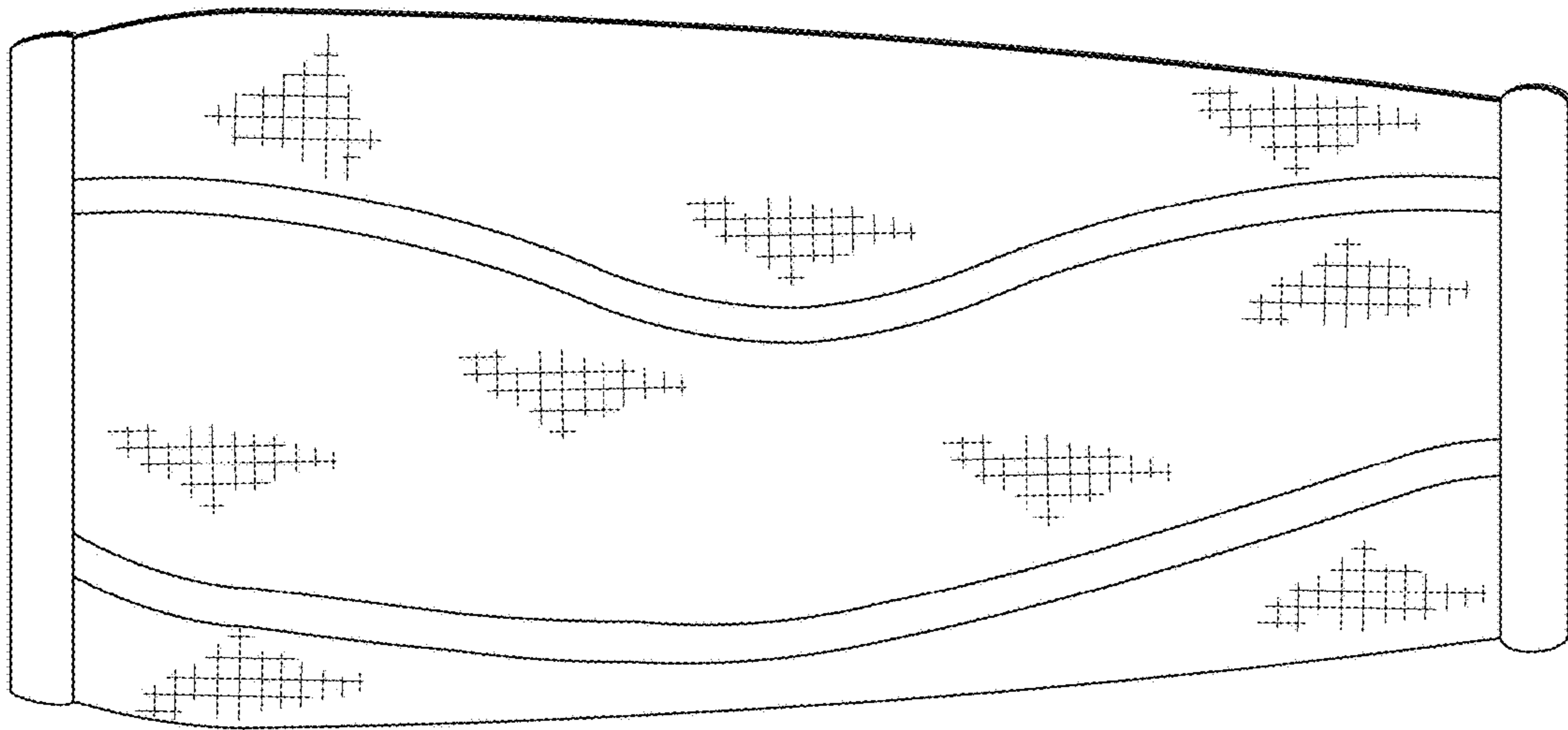


Fig. 5.

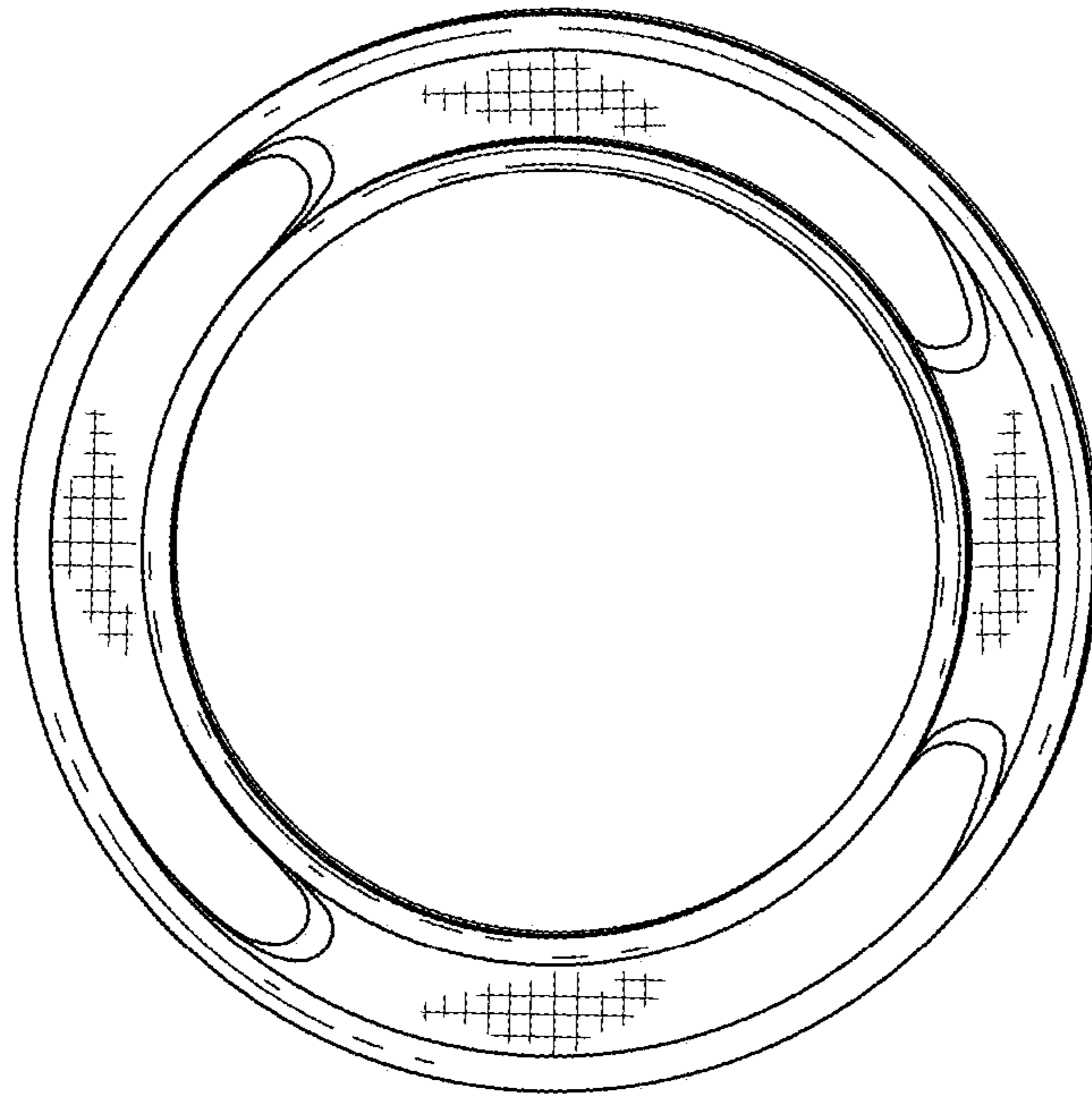


Fig. 7.

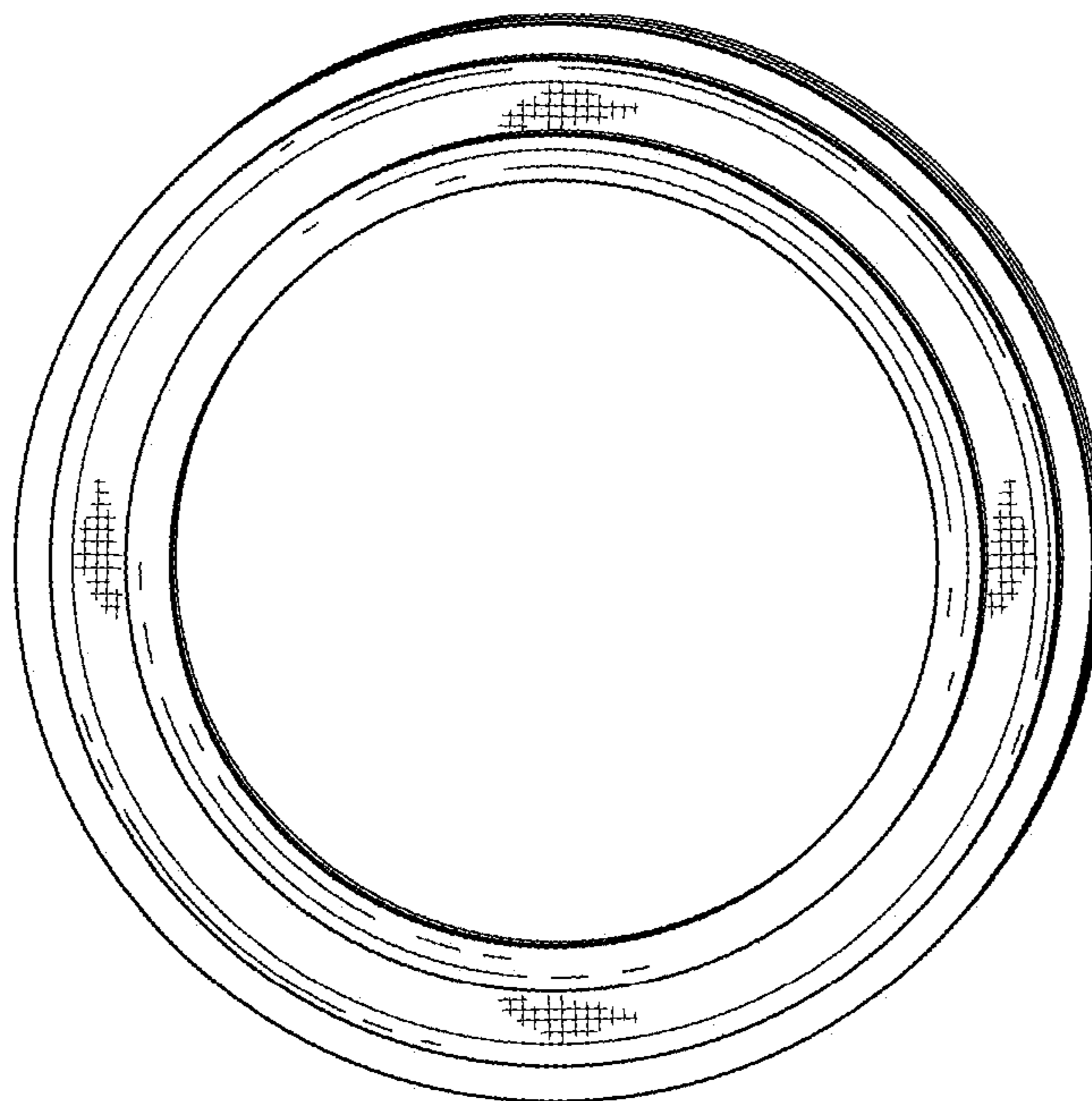


Fig. 6.