



US00D800317S

(12) **United States Design Patent**
Farrell

(10) **Patent No.:** **US D800,317 S**
(45) **Date of Patent:** **** Oct. 17, 2017**

(54) **ORAL APPLIANCE**
(71) Applicant: **Myosa Pty Ltd**, Helensvale (AU)
(72) Inventor: **Christopher John Farrell**, Helensvale (AU)
(73) Assignee: **MYOSA PTY LTD**, Helensvale (AU)
(**) Term: **15 Years**
(21) Appl. No.: **29/563,862**
(22) Filed: **May 9, 2016**

D289,795 S 5/1987 Andersson
5,028,231 A * 7/1991 Hall A61C 7/08
264/16
5,031,638 A 7/1991 Castaldi
5,082,007 A 1/1992 Adell
D328,494 S 8/1992 Schwendeman et al.
5,259,762 A 11/1993 Farrell
(Continued)

(30) **Foreign Application Priority Data**
Nov. 9, 2015 (AU) 15955/2015
Nov. 9, 2015 (AU) 15956/2015
(51) **LOC (10) Cl.** **24-01**
(52) **U.S. Cl.**
USPC **D24/181**
(58) **Field of Classification Search**
USPC D24/176-182; D29/108
CPC .. A61F 5/566; A61C 7/08; A61C 7/10; A61C
7/12; A61C 7/36; A63B 71/085; A63B
2071/086
See application file for complete search history.

FOREIGN PATENT DOCUMENTS

AU 656715 2/1995
AU 676142 3/1997
(Continued)

OTHER PUBLICATIONS

Myofunctional Research Co., Pty. Ltd., Myobrace, Myobrace for Adults, Orthodontics without braces, Myobrace Product Brochure, offered for sale since Aug. 1, 2011, 4 pages.
(Continued)

Primary Examiner — Wan Laymon
(74) *Attorney, Agent, or Firm* — McAndrews, Held & Malloy, Ltd.

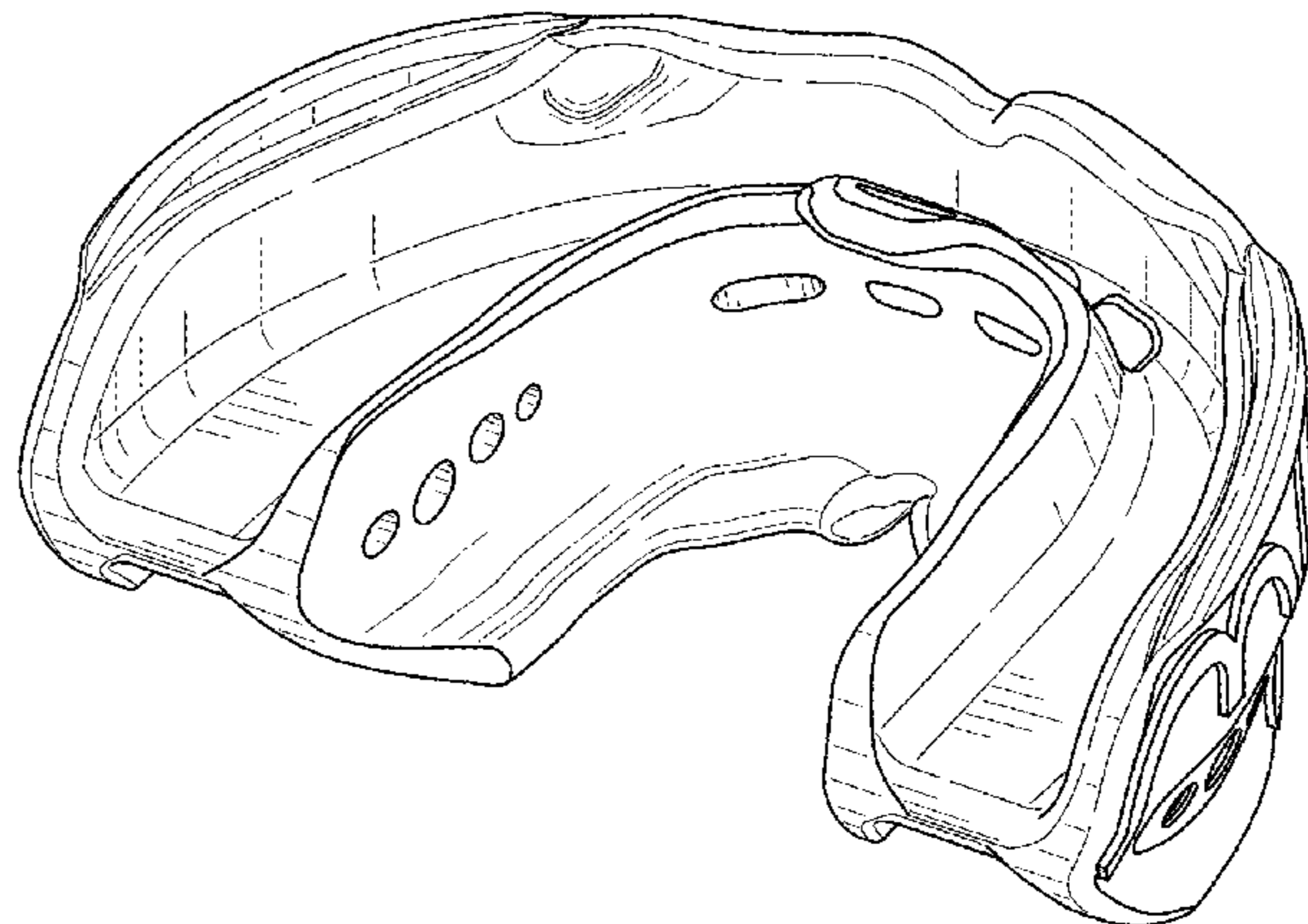
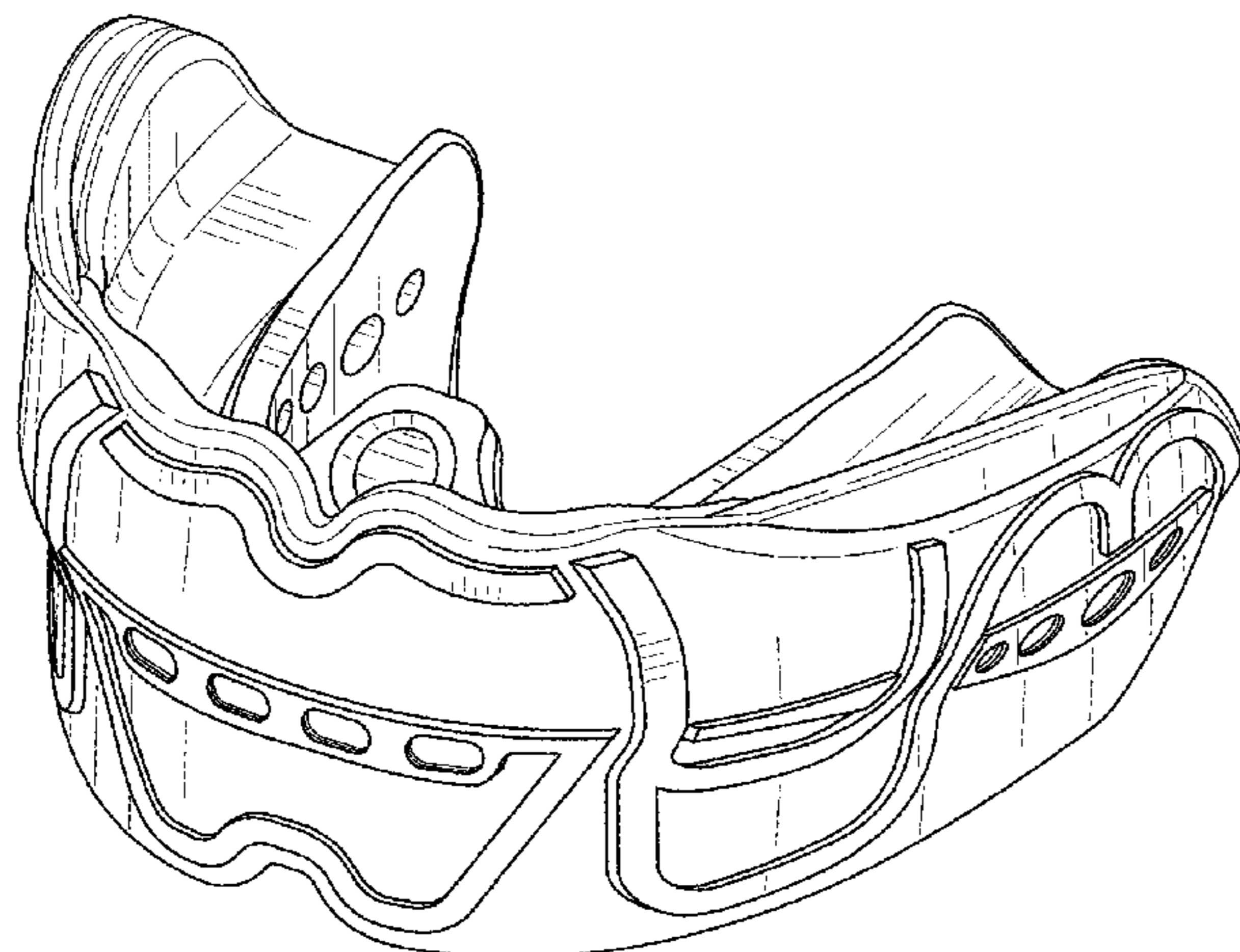
(57) **CLAIM**
The ornamental design for an oral appliance, as shown and described.

(56) **References Cited**
U.S. PATENT DOCUMENTS
2,827,899 A 3/1958 Altieri
3,207,153 A 9/1965 Goldstein
3,216,527 A 11/1965 Lewis
3,224,443 A 12/1965 Monaghan
3,234,942 A 2/1966 Simor
3,236,235 A 2/1966 Jacobs
3,247,844 A 4/1966 Berghash
3,312,218 A 4/1967 Jacobs
D212,848 S 12/1968 Westlund et al.
D215,685 S 10/1969 Helmer
3,692,025 A 9/1972 Greenberg

DESCRIPTION

FIG. 1 is a front perspective view of an oral appliance showing my new design;
FIG. 2 is a front elevation view thereof;
FIG. 3 is a rear elevation view thereof;
FIG. 4 is a right side elevation view thereof;
FIG. 5 is a left side elevation view thereof;
FIG. 6 is a top plan view thereof;
FIG. 7 is a bottom plan view thereof; and,
FIG. 8 is a rear perspective view thereof.

1 Claim, 5 Drawing Sheets



(56)

References Cited

U.S. PATENT DOCUMENTS

5,293,880 A 3/1994 Levitt
 5,406,962 A 4/1995 Adell
 D358,889 S 5/1995 Wong
 5,462,066 A 10/1995 Snyder
 5,592,951 A 1/1997 Castagnaro et al.
 5,624,257 A 4/1997 Farrell
 5,636,379 A 6/1997 Williams
 D382,965 S 8/1997 Wagner
 D406,647 S 3/1999 Wagner
 D408,919 S 4/1999 Cooley
 6,082,363 A 7/2000 Washburn
 6,170,485 B1 1/2001 Orrico
 6,494,210 B1 12/2002 Mams
 6,508,251 B2 1/2003 Kittelsen et al.
 D473,976 S 4/2003 Wilkens
 6,584,978 B1 7/2003 Brett et al.
 6,598,605 B1 7/2003 Kittelsen et al.
 6,637,436 B2* 10/2003 Farrell A61C 7/08
 128/861
 D492,785 S 7/2004 Garabito
 D509,028 S 8/2005 Farrell
 6,935,857 B1 8/2005 Farrell
 D530,863 S 10/2006 Manzo et al.
 D537,987 S 3/2007 Manzo et al.
 D539,429 S 3/2007 Wong
 7,210,483 B1 5/2007 Lesniak et al.
 D548,402 S 8/2007 Trodick
 7,404,403 B2 7/2008 Farrell
 D595,413 S 6/2009 Farrell
 D609,347 S 2/2010 Farrell
 D609,348 S* 2/2010 Farrell D24/181
 7,790,009 B2 9/2010 Moller et al.
 D626,292 S 10/2010 Farrell
 D627,107 S 11/2010 Manzo et al.
 D629,909 S 12/2010 Chiu
 D642,277 S 7/2011 Farrell
 D652,575 S* 1/2012 Farrell D29/108
 D652,576 S 1/2012 Farrell
 8,105,079 B2 1/2012 Farrell
 D654,173 S* 2/2012 Farrell D24/181
 D654,595 S 2/2012 Farrell
 8,215,312 B2* 7/2012 Garabadian A61F 5/566
 128/846
 8,322,344 B2 12/2012 Fisher et al.

8,459,987 B2 6/2013 Farrell
 8,496,009 B2 7/2013 Manzo
 D717,447 S 11/2014 Farrell
 D717,448 S 11/2014 Farrell
 D717,449 S 11/2014 Farrell
 D717,450 S 11/2014 Farrell
 D717,451 S 11/2014 Farrell
 8,920,163 B2 12/2014 Farrell
 D722,171 S 2/2015 Bergersen
 9,022,903 B2 5/2015 Raffih
 2003/0101999 A1 6/2003 Kittelsen et al.
 2004/0154625 A1 8/2004 Foley
 2005/0115571 A1 6/2005 Jacobs
 2006/0065277 A1 3/2006 Jacobs
 2006/0084024 A1 4/2006 Farrell
 2007/0254256 A1 11/2007 Farrell
 2008/0029585 A1 2/2008 Lesniak
 2010/0196837 A1 8/2010 Farrell
 2011/0091833 A1 4/2011 Farrell
 2013/0059262 A1 3/2013 Farrell
 2013/0244195 A1 9/2013 Farrell
 2014/0352704 A1* 12/2014 Farrell A61C 7/125
 128/862

FOREIGN PATENT DOCUMENTS

AU 319889 6/2008
 AU 319890 6/2008
 AU 2013205854 3/2014
 EM 000883541-0001* 2/2008
 EP 000883541-0001 4/2008
 EP 000883541-0002 4/2008
 WO 2006/108209 10/2006
 WO 2009/026659 3/2009

OTHER PUBLICATIONS

Myofunctional Research Co., Pty. Ltd., Myobrace Orthodontics without braces, Appliance Catalogue, (Myobrace A Series appliance, see p. 6) offered for sale since Aug. 1, 2011, 8 pages.
 International Search Report from PCT/AU2005/001598, dated Oct. 10, 2005, cited by other.
 International Search Report from PCT/AU2008/001293, dated Dec. 22, 2008, cited by other.

* cited by examiner

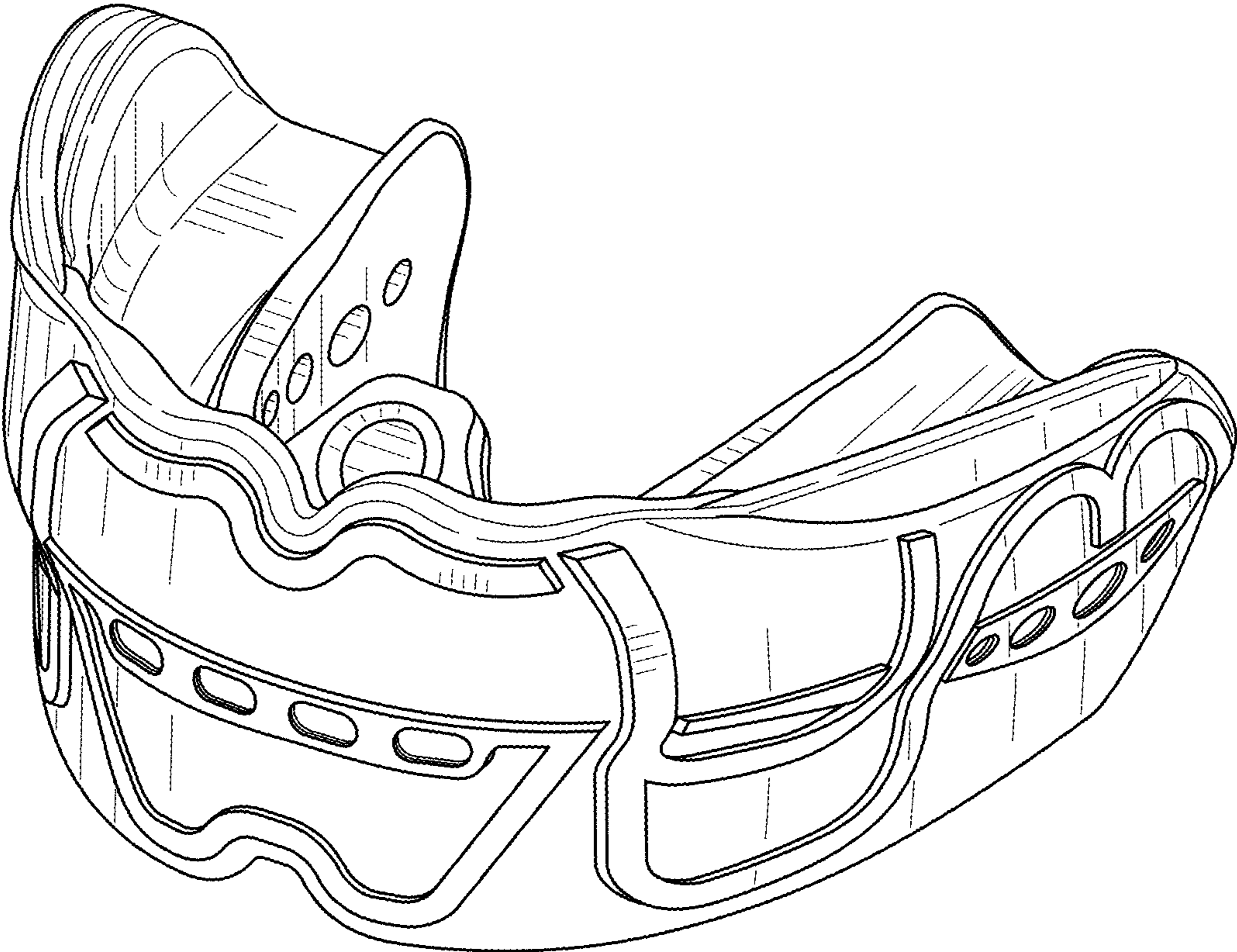


FIG. 1

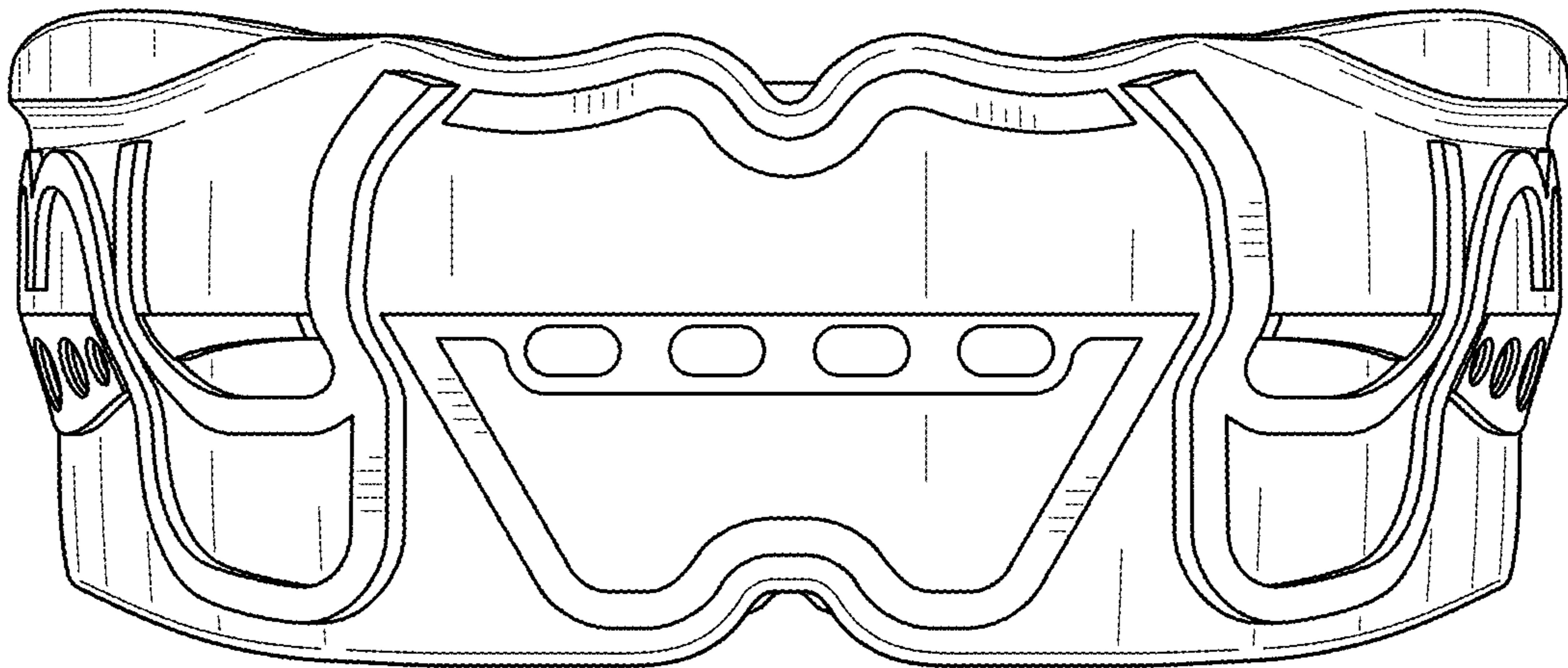


FIG. 2

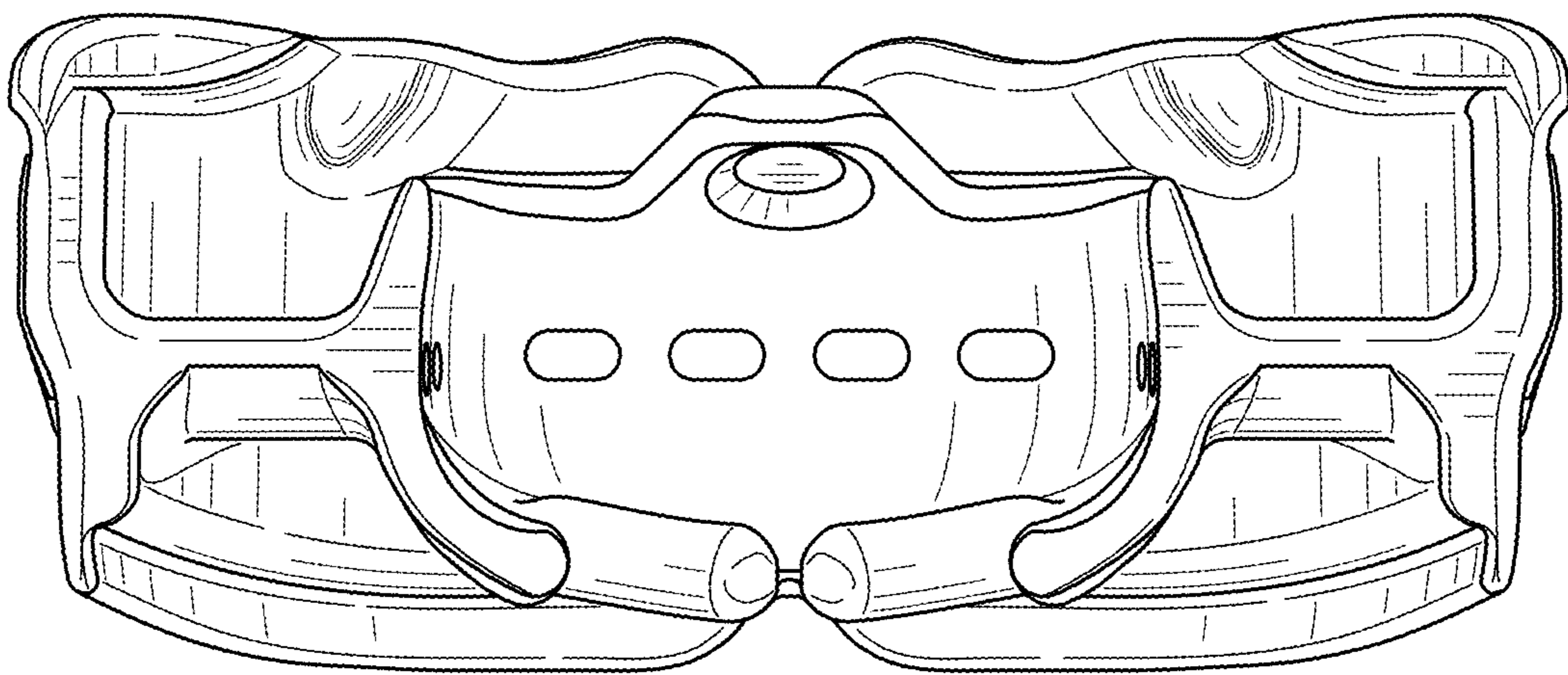


FIG. 3

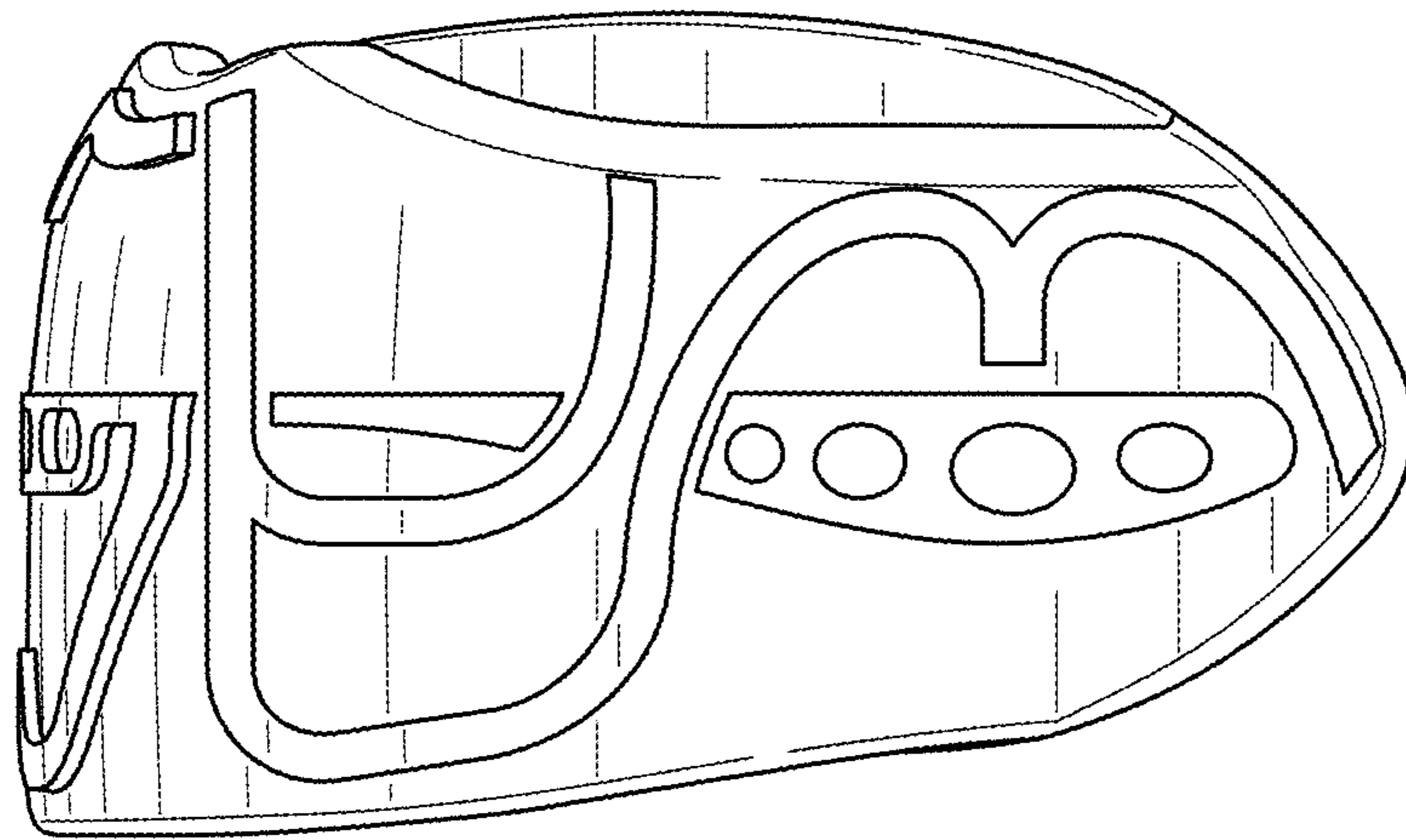


FIG. 4

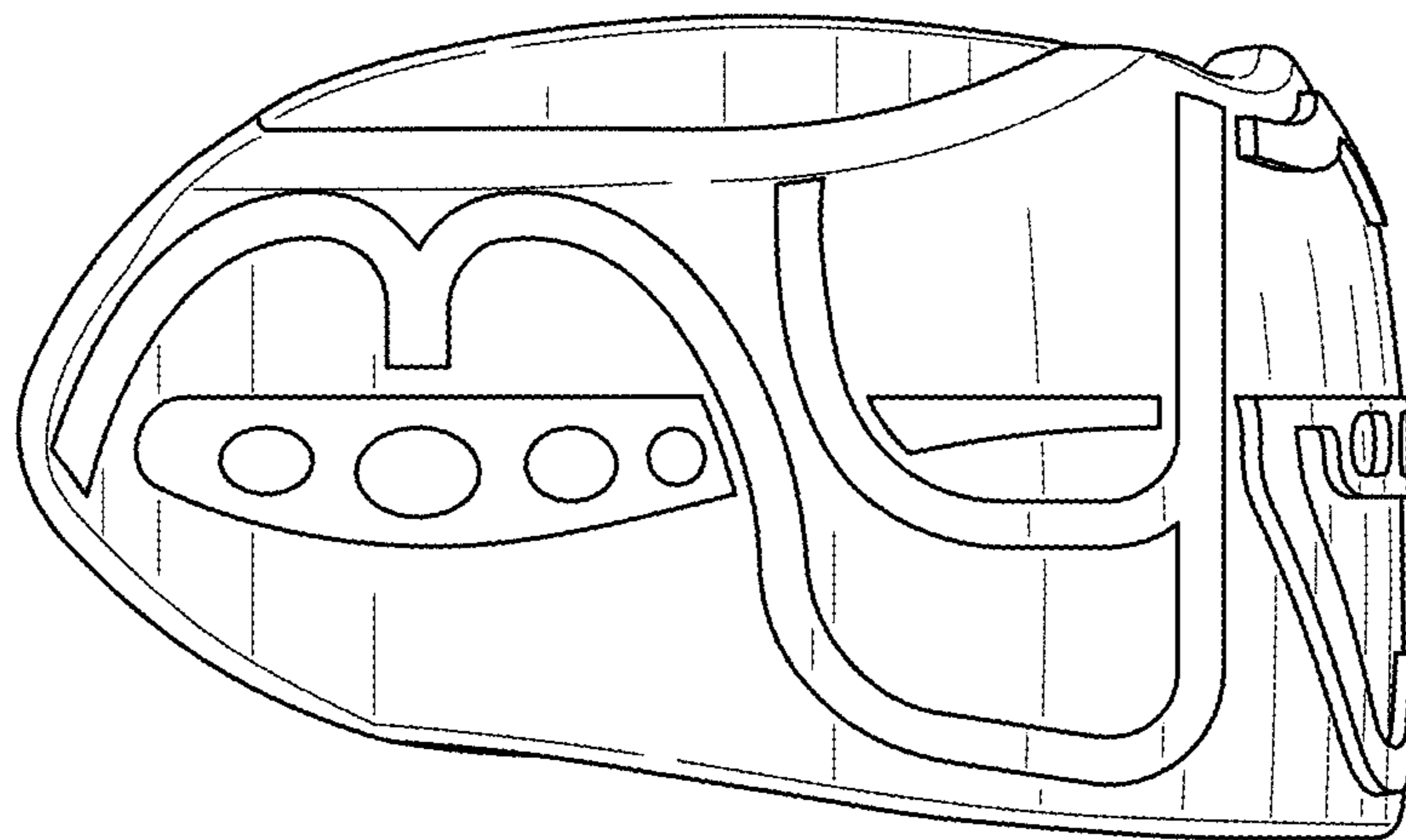


FIG. 5

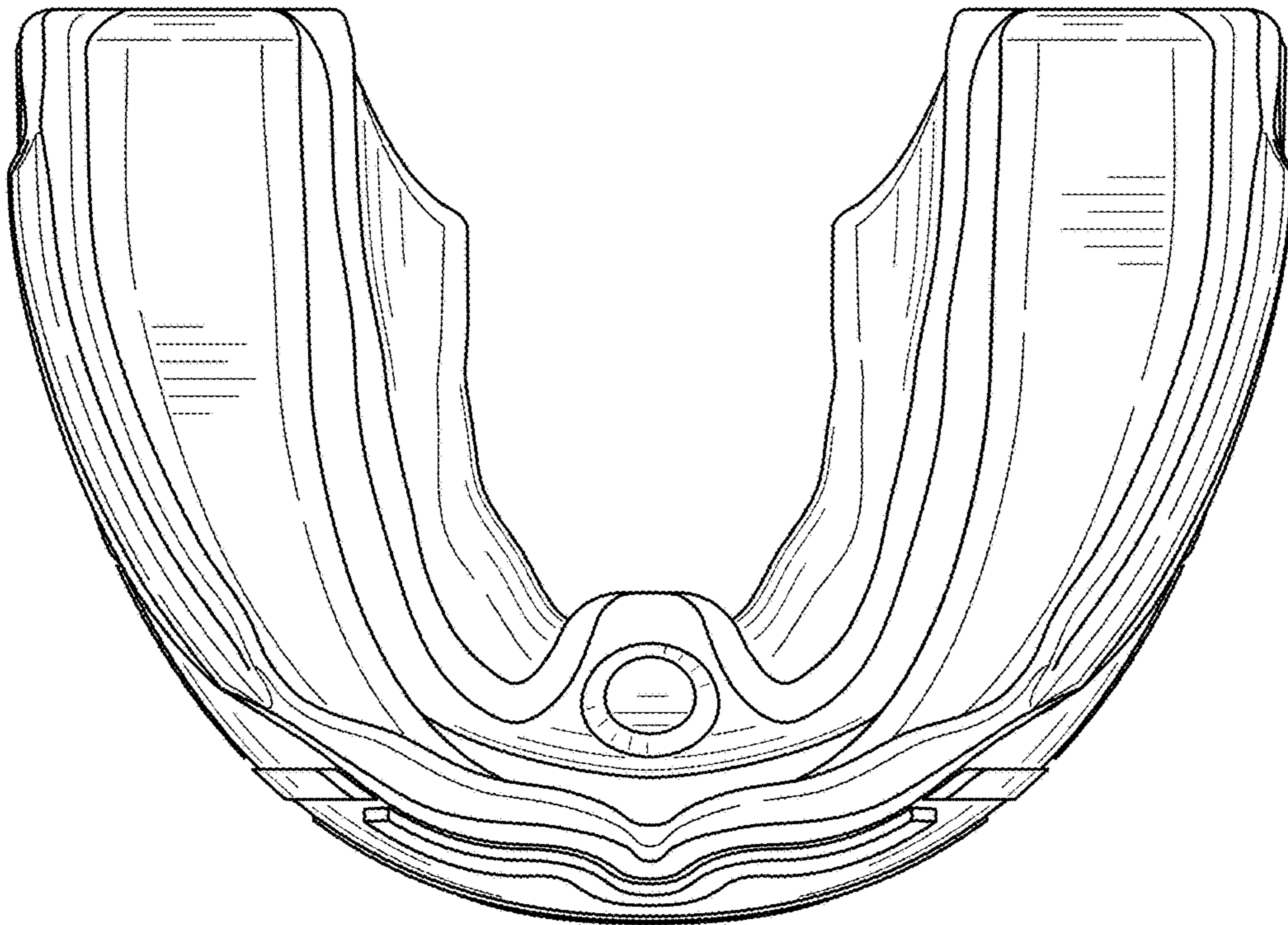


FIG. 6

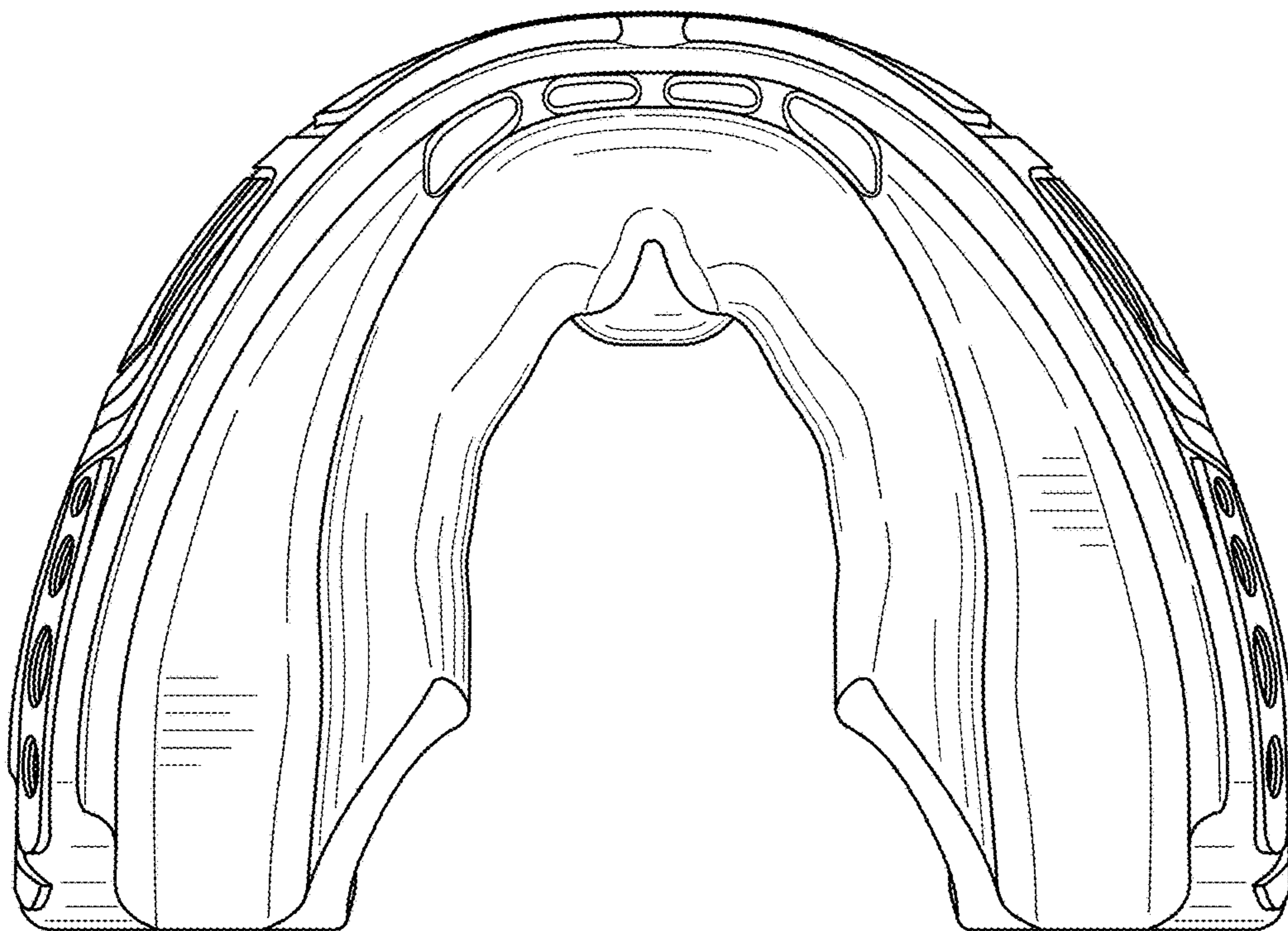


FIG. 7

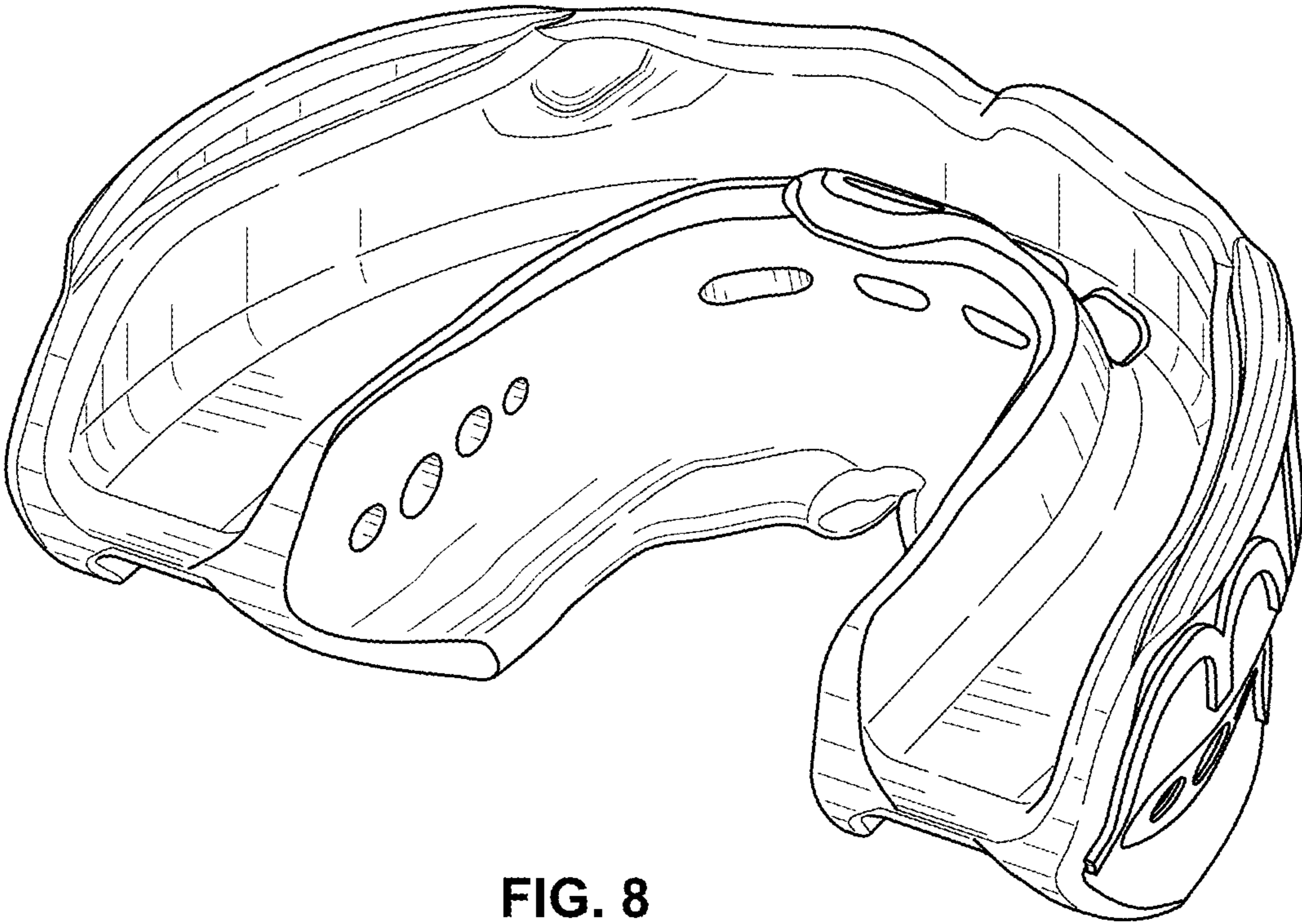


FIG. 8