



US00D800311S

(12) **United States Design Patent** (10) **Patent No.:** **US D800,311 S**
Nishiyama et al. (45) **Date of Patent:** **** Oct. 17, 2017**

(54) **SPHYGMOMANOMETER WITH WIRELESS COMMUNICATION DEVICE**

(71) Applicant: **OMRON HEALTHCARE Co., Ltd.**, Muko-shi, Kyoto (JP)

(72) Inventors: **Kengo Nishiyama**, Muko (JP); **Shusuke Eshita**, Muko (JP); **Yuma Adachi**, Muko (JP); **Ryosuke Doi**, Muko (JP)

(73) Assignee: **OMRON HEALTHCARE Co., Ltd.**, Kyoto (JP)

(**) Term: **15 Years**

(21) Appl. No.: **29/569,163**

(22) Filed: **Jun. 24, 2016**

(30) **Foreign Application Priority Data**

Dec. 25, 2015 (JP) 2015-028982

(51) **LOC (10) Cl.** **24-02**

(52) **U.S. Cl.**
USPC **D24/166**

(58) **Field of Classification Search**
USPC D24/107, 164–168, 186; D10/1, 30–40, D10/70, 75, 78, 97, 98, 103; D11/3; D14/344, 511; 600/485, 490, 503
(Continued)

(56) **References Cited**

U.S. PATENT DOCUMENTS

D611,150 S * 3/2010 Omaki D24/165
D616,099 S * 5/2010 Shibata D24/165
(Continued)

Primary Examiner — Wan Laymon

Assistant Examiner — Clint A Samuel

(74) *Attorney, Agent, or Firm* — Capitol City TechLaw

(57) **CLAIM**

The ornamental design for a sphygmomanometer with wireless communication device, as shown and described.

DESCRIPTION

FIG. 1 is a front, top, and right side perspective view of a sphygmomanometer with wireless communication device showing our new design;
FIG. 2 is a rear, top, and left side perspective view thereof;
FIG. 3 is a rear, bottom, and left side perspective view thereof;
FIG. 4 is a front view thereof;
FIG. 5 is a rear view thereof;
FIG. 6 is a top view thereof;
FIG. 7 is a bottom view thereof;
FIG. 8 is a right side view thereof;
FIG. 9 is a left side view thereof;
FIG. 10 is a front, top, and right side perspective view showing a condition in which a buckle is detached from the back of a body thereof;
FIG. 11 is a rear, top, and left side perspective view showing a condition in which the buckle is detached from the back of the body thereof;
FIG. 12 is a rear, bottom, and left side perspective view showing a condition in which the buckle is detached from the back of the body thereof;
FIG. 13 is a front view showing a condition in which the buckle is detached from the back of the body thereof;
FIG. 14 is a rear view showing a condition in which the buckle is detached from the back of the body thereof;
FIG. 15 is a top view showing a condition in which the buckle is detached from the back of the body thereof;
FIG. 16 is a bottom view showing a condition in which the buckle is detached from the back of the body thereof;
FIG. 17 is a right side view showing a condition in which the buckle is detached from the back of the body thereof;
FIG. 18 is a left side view showing a condition in which the buckle is detached from the back of the body thereof;
FIG. 19 is a front, top, and right side perspective view showing a condition in which the buckle is detached from the back of the body and a wristband thereof;

(Continued)



FIG. 20 is a rear, top, and right side perspective view showing a condition in which the buckle is detached from the back of the body and the wristband thereof;

FIG. 21 is a front view showing a condition in which the buckle is detached from the back of the body and the wristband thereof;

FIG. 22 is a top view showing a condition in which the buckle is detached from the back of the body and the wristband thereof;

FIG. 23 is a bottom view showing a condition in which the buckle is detached from the back of the body and the wristband thereof; and,

FIG. 24 is a right side view showing a condition in which the buckle is detached from the back of the body and the wristband thereof.

1 Claim, 15 Drawing Sheets

(58) **Field of Classification Search**

CPC A61B 5/0402; A61B 5/0404; A61B 5/021;
 A61B 5/024; A61B 5/02438; A61B 5/81;
 A61B 5/22; A61B 5/0225; A61B 5/681;
 A61B 5/0008; A61B 5/02141; A61B
 5/742; A61B 2650/00

See application file for complete search history.

(56) **References Cited**

U.S. PATENT DOCUMENTS

D637,094 S * 5/2011 Cobbett D10/32

D637,506 S * 5/2011 Toyoshima D10/70
 D645,360 S * 9/2011 Kiser D10/32
 D711,002 S * 8/2014 Ohnemus D24/186
 D720,074 S * 12/2014 Suvilaakso D24/167
 D721,292 S * 1/2015 Choi D10/70
 D729,657 S * 5/2015 Behar D10/70
 D729,658 S * 5/2015 Behar D10/70
 D734,176 S * 7/2015 Isaacs D10/30
 D738,759 S * 9/2015 Behar D10/39
 D740,140 S * 10/2015 Behar D10/39
 D740,702 S * 10/2015 Behar D10/39
 D740,703 S * 10/2015 Behar D10/39
 D742,529 S * 11/2015 Huffman D24/186
 D744,356 S * 12/2015 Akana D10/70
 D745,421 S * 12/2015 Akana D10/32
 D746,477 S * 12/2015 Cha D24/186
 D747,714 S * 1/2016 Erbeus D10/32
 D749,002 S * 2/2016 Park D10/70
 D751,069 S * 3/2016 Choi D10/32
 D757,583 S * 5/2016 Roush D10/70
 D760,391 S * 6/2016 Eshita D24/165
 D766,758 S * 9/2016 Park D10/70
 D767,769 S * 9/2016 Suvilaakso D24/186
 D772,867 S * 11/2016 Park D10/39
 D772,868 S * 11/2016 Park D10/39
 D772,871 S * 11/2016 Park D14/138 R
 D773,052 S * 11/2016 Wimmer, IV D10/103
 D777,590 S * 1/2017 Nielsen D10/39
 D779,989 S * 2/2017 Lee D10/70
 D786,241 S * 5/2017 Chuang D14/344
 D789,929 S * 6/2017 Tan D14/344

* cited by examiner

FIG. 1



FIG. 2



FIG.3



FIG.4




FIG. 5




FIG. 6



FIG. 7



FIG. 8



FIG. 9




FIG. 10



FIG. 11



FIG. 12



FIG. 13



FIG. 14



FIG. 15




FIG. 16




FIG. 17




FIG. 18




FIG. 19

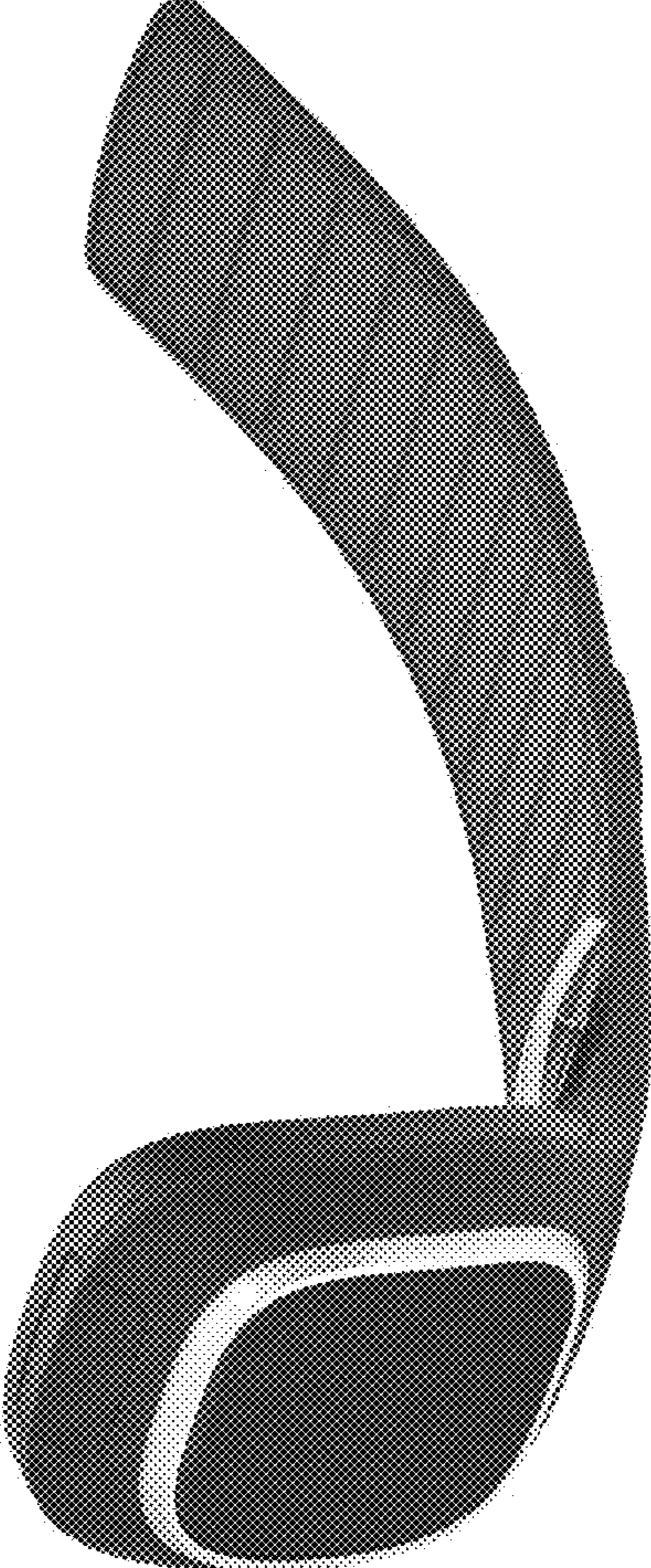


FIG.20



FIG. 21




FIG. 22




FIG.23




FIG. 24

