

US00D800254S

(12) **United States Design Patent** (10) **Patent No.:** **US D800,254 S**
Chen (45) **Date of Patent:** **** Oct. 17, 2017**

(54) **WATER SPRAYER**
(71) Applicant: **Chin-Yuan Chen**, Changhua (TW)
(72) Inventor: **Chin-Yuan Chen**, Changhua (TW)
(73) Assignee: **Shin Tai Spurt Water of the Garden Tools Co. Ltd.**, Changhua (TW)
(**) Term: **15 Years**
(21) Appl. No.: **29/566,760**
(22) Filed: **Jun. 2, 2016**
(51) **LOC (10) Cl.** **23-01**
(52) **U.S. Cl.**
USPC **D23/226**
(58) **Field of Classification Search**
USPC D23/201, 211, 213, 221, 223, 225, 226,
D23/229
CPC B05B 1/18; B05B 1/00-1/08; B05B 1/20;
B05B 15/063
See application file for complete search history.

(56) **References Cited**

U.S. PATENT DOCUMENTS

D325,620 S * 4/1992 Heren D23/223
D355,952 S * 2/1995 Wang D23/223
D408,497 S * 4/1999 Wang D23/226
D409,720 S * 5/1999 Guo D23/226
D431,069 S * 9/2000 Heren D23/226
D446,282 S * 8/2001 Wang D23/226
D451,982 S * 12/2001 Chao D23/226
D468,396 S * 1/2003 Chen D23/226
D468,804 S * 1/2003 Nien D23/226
D469,504 S * 1/2003 Chen D23/226
D469,850 S * 2/2003 Nien D23/226
D471,619 S * 3/2003 Nien D23/226
D475,122 S * 5/2003 Kuo D23/226

D554,235 S * 10/2007 Chih D23/226
D557,769 S * 12/2007 Chih D23/226
D599,884 S * 9/2009 Zore D23/226
D648,824 S * 11/2011 Hung D23/226
D650,045 S * 12/2011 Nies D23/223
D652,112 S * 1/2012 Chen D23/226
D663,382 S * 7/2012 Chen D23/226
D677,362 S * 3/2013 Christopher D23/223
D678,980 S * 3/2013 Nies D23/223
D704,799 S * 5/2014 Crawley D23/213
D747,440 S * 1/2016 Naslund D23/213
D766,400 S * 9/2016 Chen D23/226
D770,017 S * 10/2016 Chen D23/226
D774,165 S * 12/2016 Chen D23/226
D779,634 S * 2/2017 Chen D23/226
2013/0015271 A1 * 1/2013 Chen B05B 1/06
239/526

* cited by examiner

Primary Examiner — Robin V Webster
Assistant Examiner — Rachel Voorhies
(74) *Attorney, Agent, or Firm* — Che-Yang Chen; Law Offices of Scott Warmuth

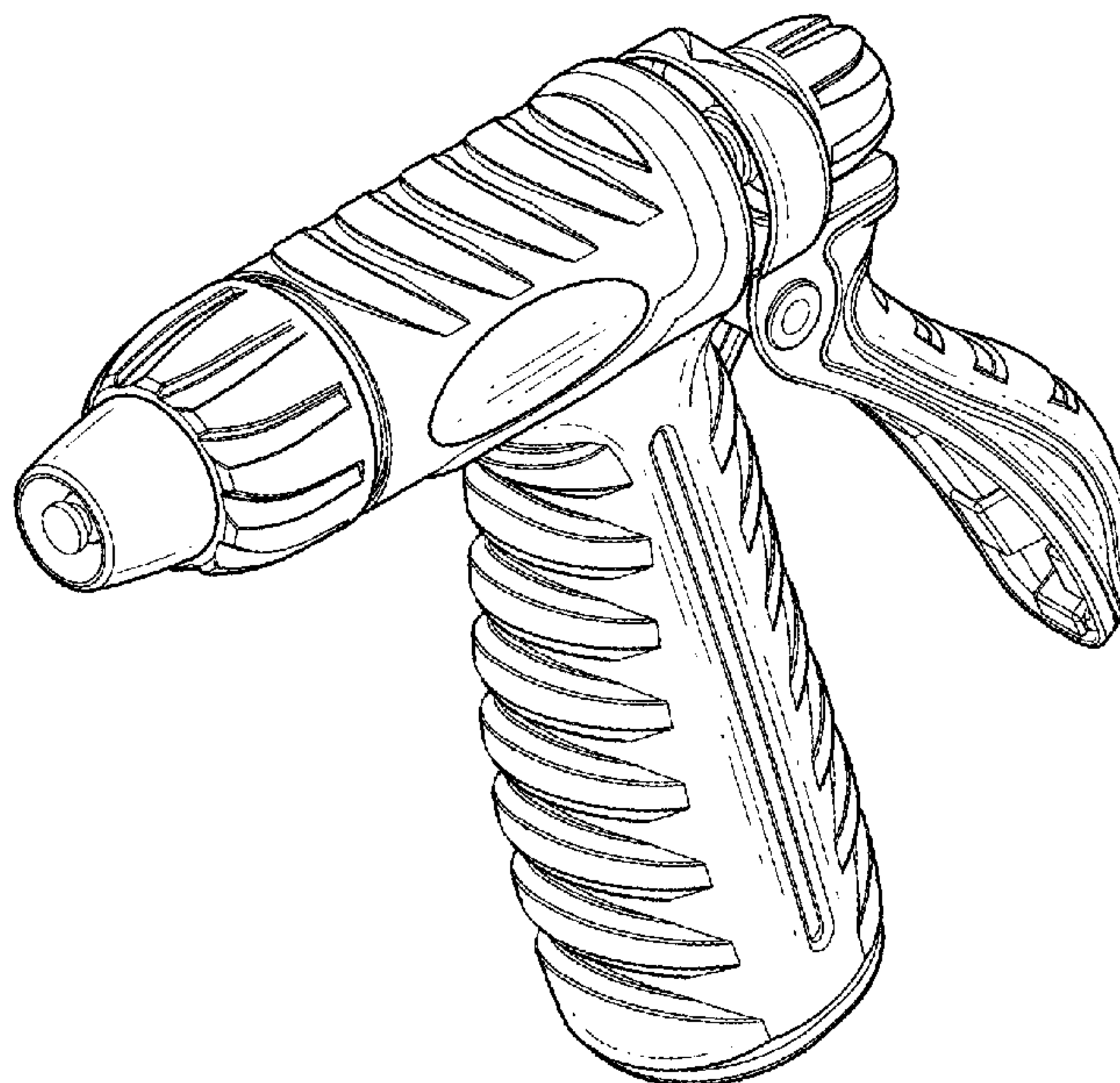
(57) **CLAIM**

The ornamental design for a water sprayer, as shown and described.

DESCRIPTION

FIG. 1 is a perspective view of a water sprayer showing my new design;
FIG. 2 is a front elevational view thereof;
FIG. 3 is a rear elevational view thereof;
FIG. 4 is a left side elevational view thereof;
FIG. 5 is a right side elevational view thereof;
FIG. 6 is a top plan view thereof; and,
FIG. 7 is a bottom plan view thereof.

1 Claim, 5 Drawing Sheets



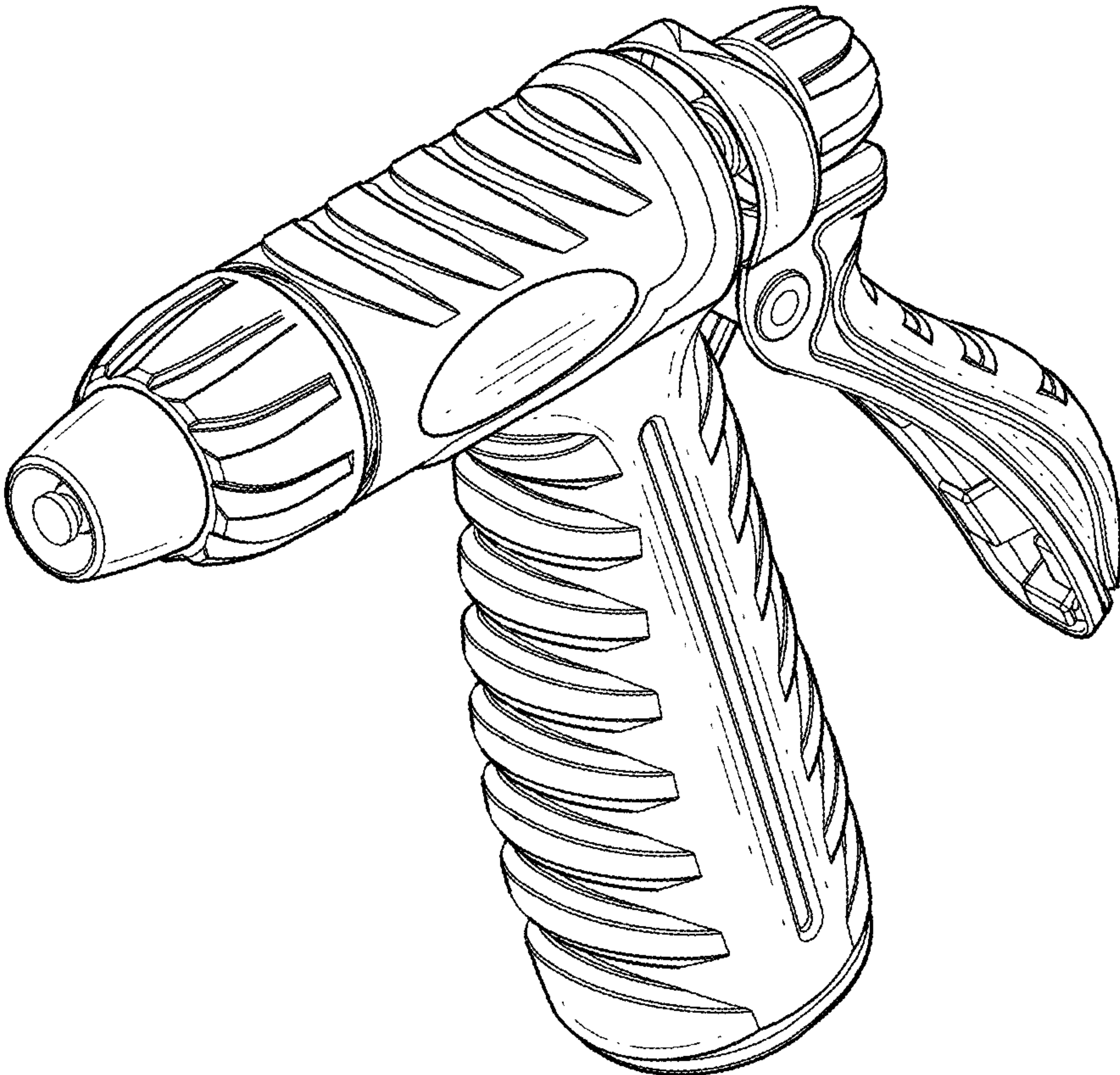


FIG. 1

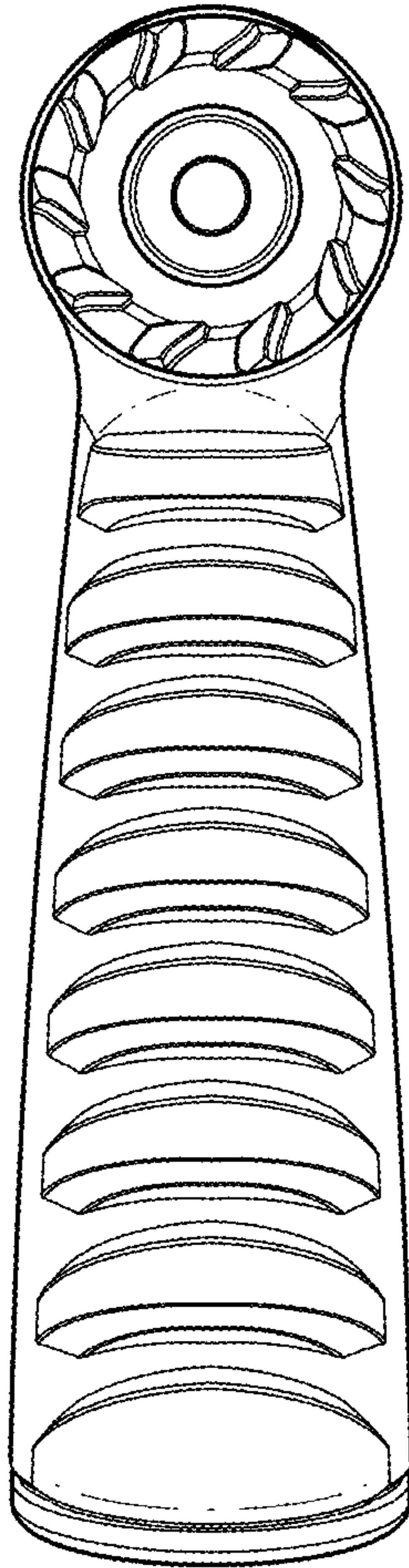


FIG. 2

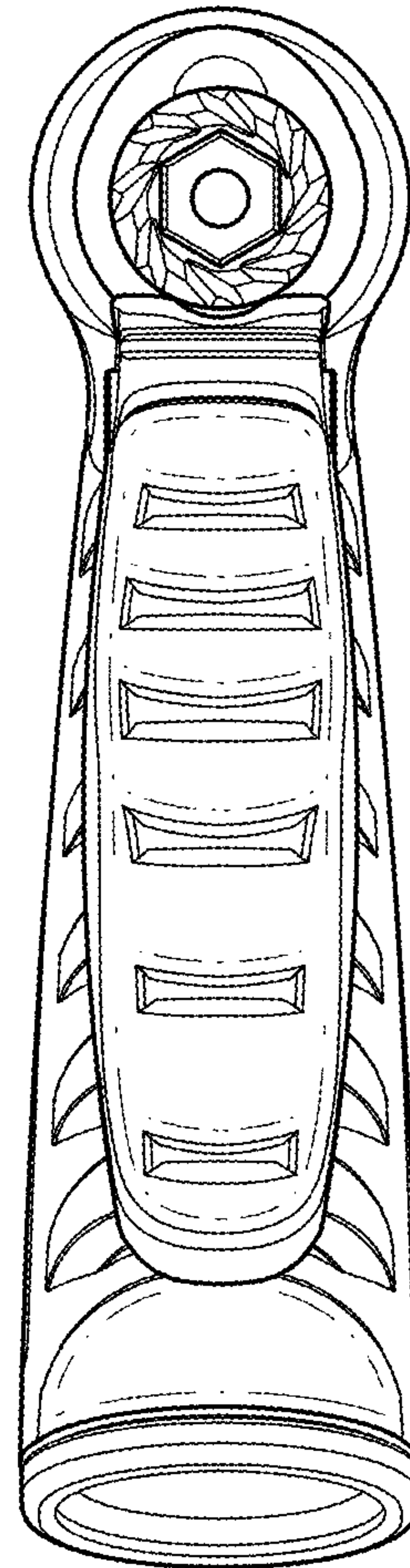


FIG. 3

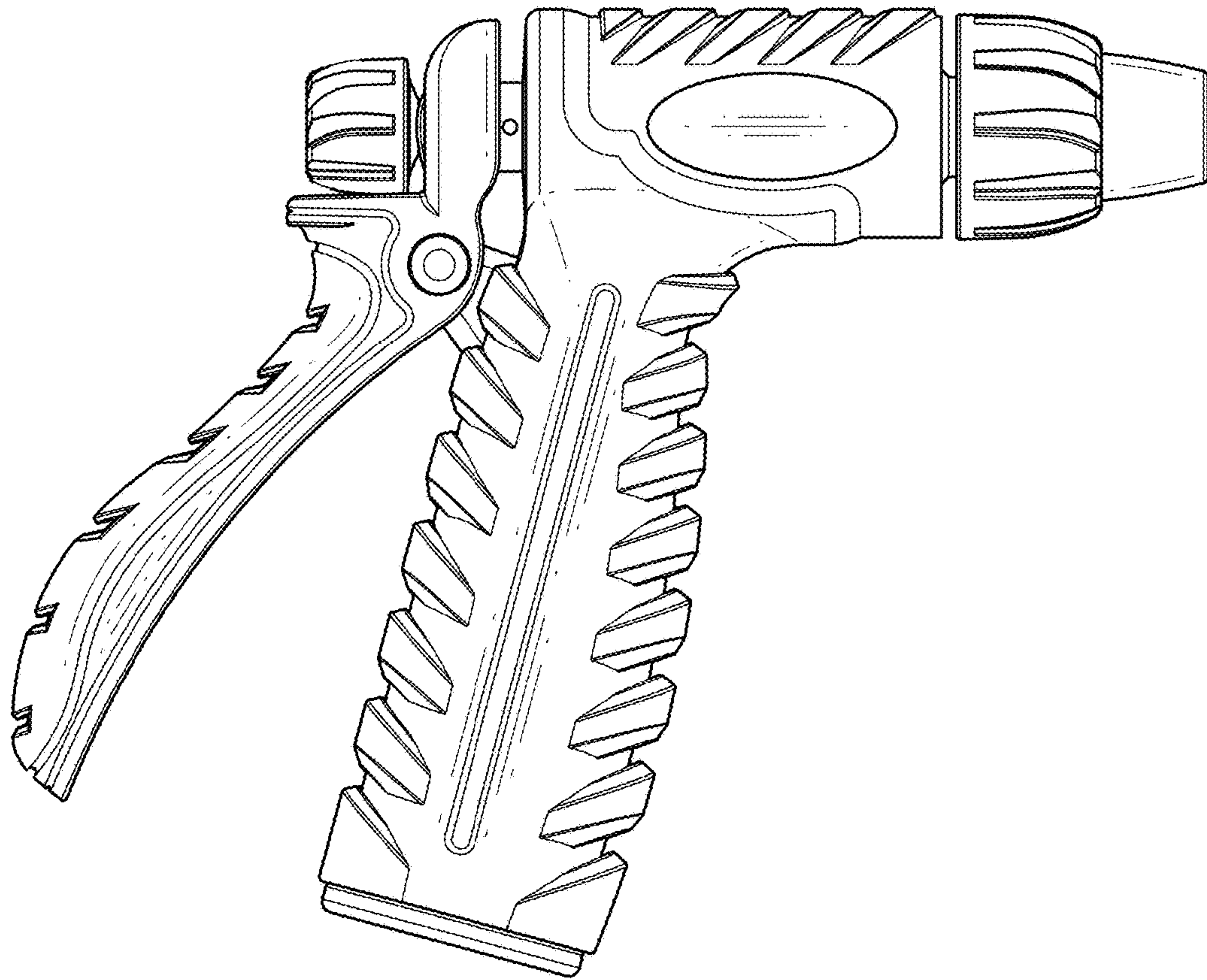


FIG. 4

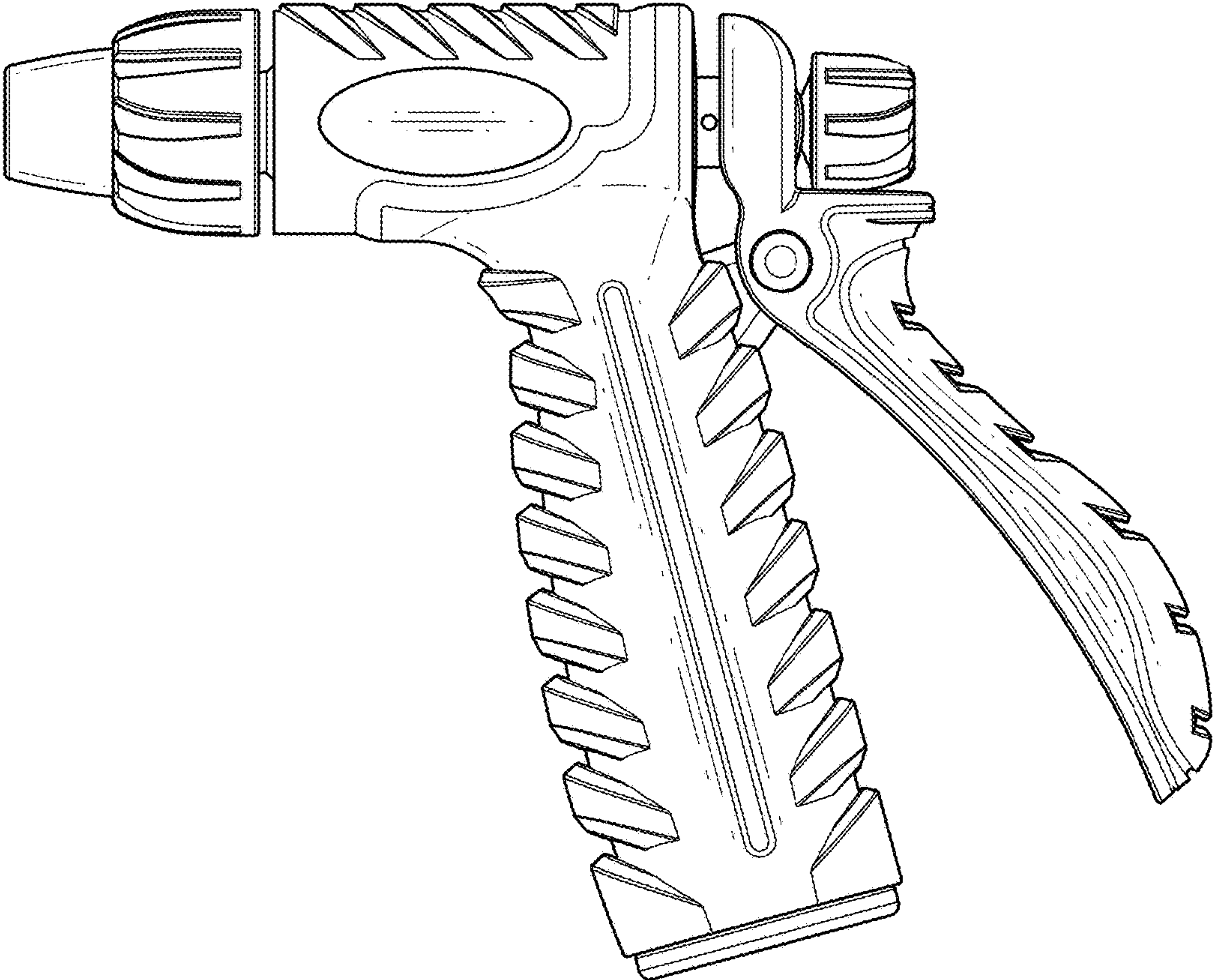


FIG. 5

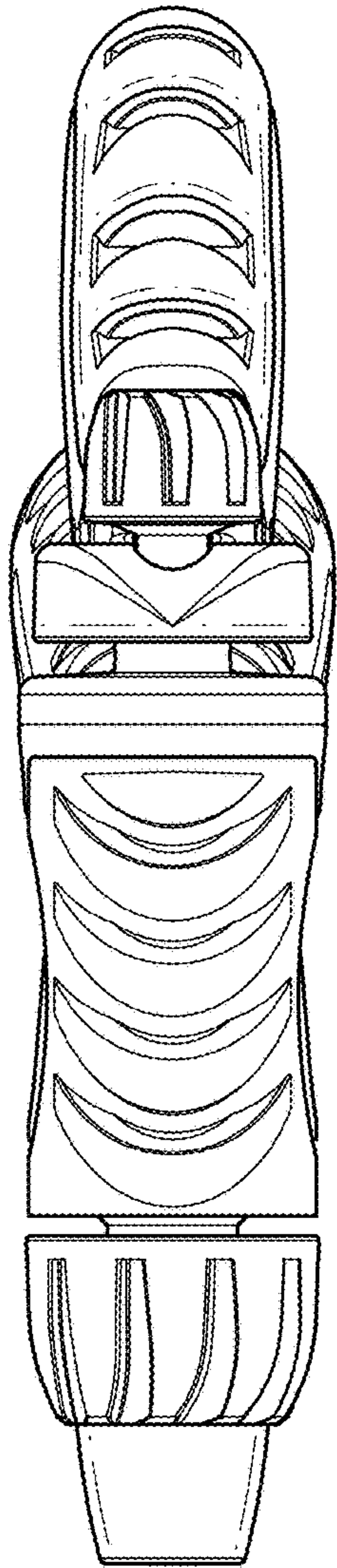


FIG. 6

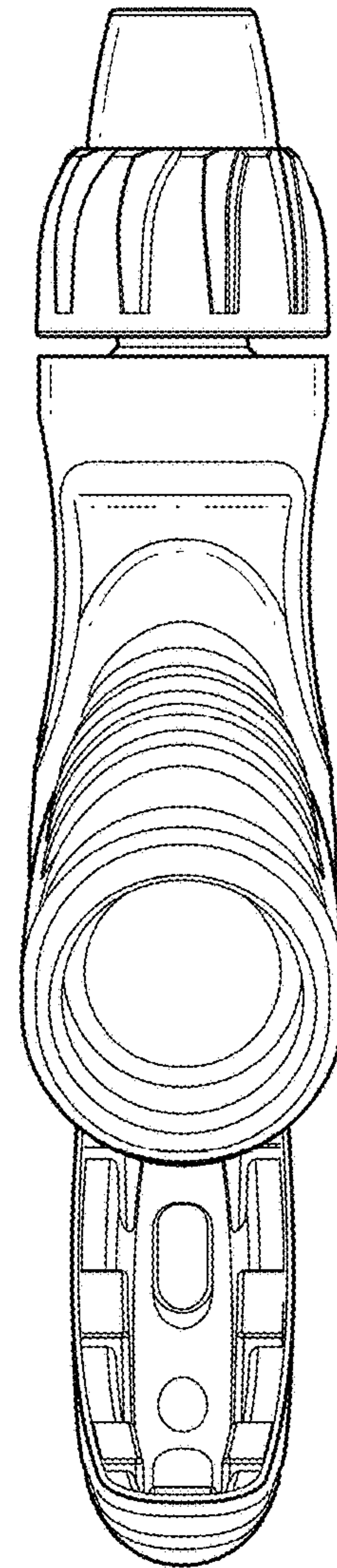


FIG. 7