



US00D800238S

(12) **United States Design Patent** (10) **Patent No.:** **US D800,238 S**  
**Downing et al.** (45) **Date of Patent:** **\*\* Oct. 17, 2017**

(54) **HOCKEY STICK**  
(71) Applicant: **Sport Maska Inc.**, Montreal (CA)  
(72) Inventors: **Travis Downing**, Carlsbad, CA (US);  
**Pascal Gosselin**, Delson (CA)  
(73) Assignee: **SPORT MASKA INC.**, Montreal,  
Quebec  
(\*\*) Term: **15 Years**  
(21) Appl. No.: **29/566,431**  
(22) Filed: **May 31, 2016**  
(51) **LOC (10) Cl.** ..... **21-02**  
(52) **U.S. Cl.**  
USPC ..... **D21/753**  
(58) **Field of Classification Search**  
USPC ..... D21/727, 753; D20/11, 22, 27  
CPC ..... A63B 59/70; A63B 60/00; A63B 60/46;  
A63B 2102/22; A63B 2102/24  
See application file for complete search history.

(56) **References Cited**  
**U.S. PATENT DOCUMENTS**  
1,026,181 A \* 5/1912 Seely ..... A63B 53/02  
473/315  
D237,514 S \* 11/1975 Miller ..... D21/727  
4,013,288 A 3/1977 Goverde  
D244,220 S \* 5/1977 De brey ..... D21/727  
(Continued)

**FOREIGN PATENT DOCUMENTS**  
CA 1112258 11/1981  
CA 2046366 1/1993  
(Continued)

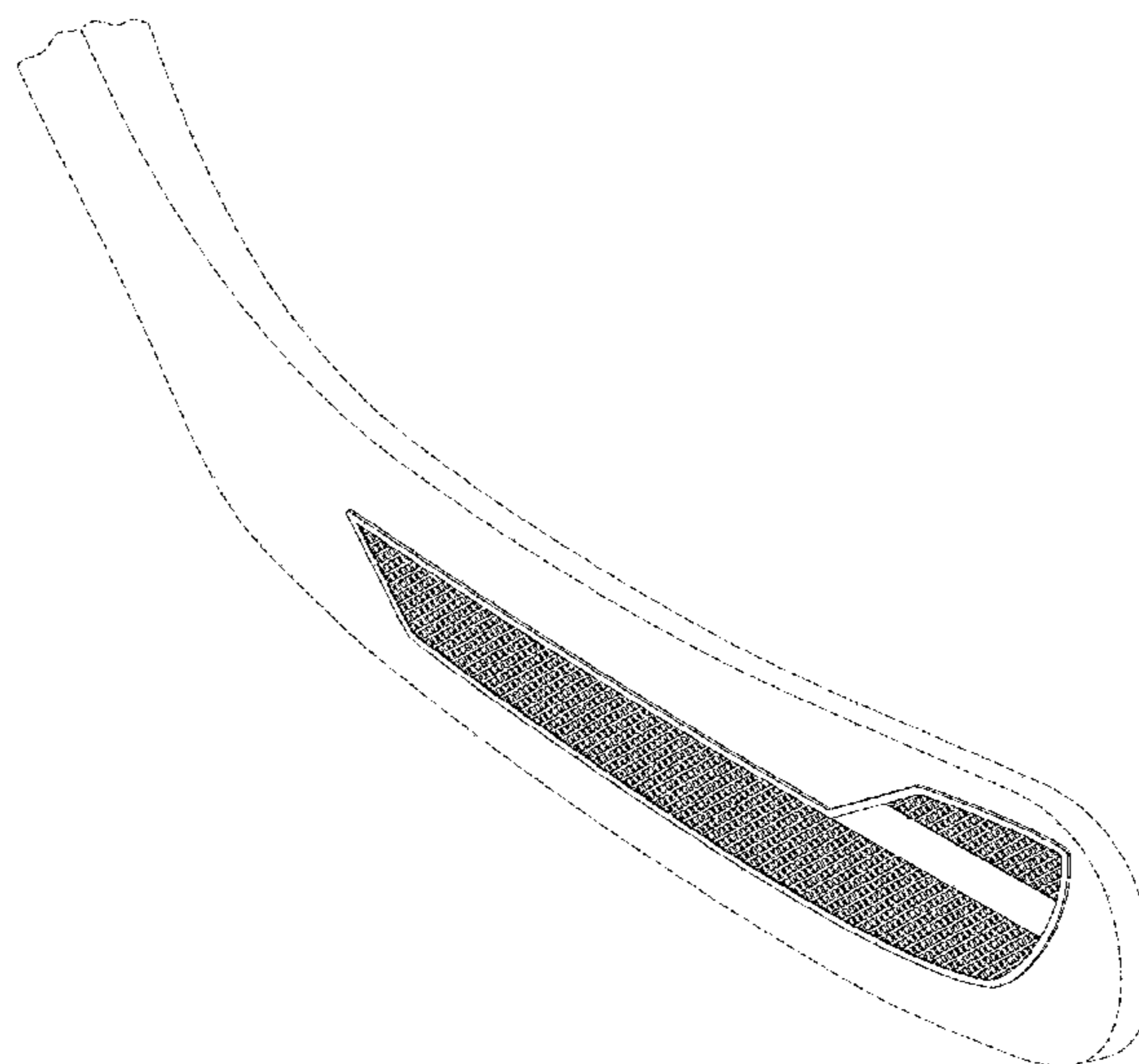
**OTHER PUBLICATIONS**  
Colt, The Colt: Engineering a Better Hockey Stick—Feb. 12, 2015.

*Primary Examiner* — Mitchell Siegel  
(74) *Attorney, Agent, or Firm* — Norton Rose Fulbright  
Canada

(57) **CLAIM**  
We claim the ornamental design for a hockey stick, as shown  
and described.

**DESCRIPTION**  
FIG. 1 is a tridimensional view of a hockey stick in  
accordance with a first embodiment of our new design.  
FIG. 2 is a front elevational view of the design of FIG. 1.  
FIG. 3 is a first side elevational view of the design of FIG.  
1.  
FIG. 4 is a second side elevational view of the design of FIG.  
1, opposite the first side.  
FIG. 5 is a rear elevational view of the design of FIG. 1.  
FIG. 6 is a top plan view of the design of FIG. 1.  
FIG. 7 is a bottom plan view of the design of FIG. 1.  
FIG. 8 is a detailed tridimensional view of the blade of the  
hockey stick of FIG. 1, taken from region 8-8 of FIG. 1.  
FIG. 9 is a detailed front elevational view of the blade of the  
hockey stick of FIG. 1, taken from region 9-9 of FIG. 2.  
FIG. 10 is a tridimensional view of a hockey stick in  
accordance with a second embodiment of our new design.  
FIG. 11 is a front elevational view of the design of FIG. 10,  
the first side elevational view, second side elevational view,  
rear elevational view, top plan view and bottom plan view  
corresponding to that of the first embodiment as shown in  
FIGS. 3 to 7, respectively.  
FIG. 12 is a detailed tridimensional view of the blade of the  
hockey stick of FIG. 10, taken from region 12-12 of FIG. 10;  
and,  
FIG. 13 is a detailed front elevational view of the blade of  
the hockey stick of FIG. 10, taken from region 13-13 of FIG.  
11.  
The broken lines do not form part of the claimed design.

**1 Claim, 11 Drawing Sheets**



(56)

References Cited

U.S. PATENT DOCUMENTS

4,076,240 A \* 2/1978 Haddad ..... A63B 59/70  
473/563  
4,124,208 A 11/1978 Burns  
D264,863 S \* 6/1982 Walmsley ..... D21/727  
4,741,371 A 5/1988 Lord  
5,160,135 A 11/1992 Hasegawa  
5,607,154 A 3/1997 Meumann et al.  
5,697,857 A \* 12/1997 Christian ..... A63B 59/70  
473/563  
5,836,841 A \* 11/1998 Fell ..... A63B 59/70  
473/563  
5,863,268 A 1/1999 Birch  
5,879,250 A 3/1999 Tahtinen et al.  
5,993,327 A 11/1999 Terril  
6,183,383 B1 \* 2/2001 McSorley ..... A63B 59/70  
473/563  
6,213,903 B1 \* 4/2001 Ford ..... A63B 59/70  
473/563  
6,328,666 B1 12/2001 Manory  
6,358,166 B1 3/2002 Yu  
6,364,793 B1 \* 4/2002 Valarik ..... A63B 59/70  
473/563  
6,471,609 B1 10/2002 Fell  
6,569,041 B1 5/2003 Riivald  
6,716,120 B1 4/2004 Normand  
7,044,870 B2 5/2006 Pagotto  
D523,497 S \* 6/2006 Johnson ..... D21/727  
7,326,136 B2 2/2008 Jean et al.  
7,329,195 B2 2/2008 Pearson  
7,591,973 B2 9/2009 Takano et al.  
D628,665 S \* 12/2010 Lake ..... D21/727  
7,874,937 B2 1/2011 Chao  
7,874,938 B2 1/2011 Chao  
7,980,969 B1 7/2011 Hochberg  
8,163,119 B2 4/2012 Chao  
8,303,435 B2 11/2012 Chao

8,545,343 B2 10/2013 Boyd et al.  
8,628,434 B2 1/2014 Chao  
8,801,550 B2 \* 8/2014 Jeanneau ..... A63B 60/48  
473/563  
D716,882 S \* 11/2014 Champagne ..... D21/727  
473/563  
8,906,515 B2 12/2014 Tomantschger et al.  
2001/0041633 A1 11/2001 Tiitola  
2004/0235592 A1 11/2004 McGrath et al.  
2006/0240918 A1 10/2006 Montecchia  
2007/0049431 A1 3/2007 Meyer et al.  
2008/0020872 A1 1/2008 Johnson  
2008/0187718 A1 8/2008 Takano et al.  
2009/0163289 A1 6/2009 Chao  
2009/0163296 A1 6/2009 Chao  
2011/0275451 A1 11/2011 Chao et al.  
2012/0046136 A1 2/2012 Allen et al.  
2012/0199282 A1 8/2012 Chao  
2012/0202625 A1 8/2012 McGibbon  
2012/0283054 A1 11/2012 Jeanneau et al.  
2013/0045822 A1 2/2013 Stefan  
2013/0116070 A1 5/2013 Xun et al.  
2013/0160921 A1 6/2013 DiCasmirro  
2013/0190102 A1 7/2013 Greaney et al.  
2013/0324297 A1 12/2013 Larson  
2014/0128176 A1 5/2014 Chao  
2014/0274456 A1 9/2014 Cardani et al.  
2015/0072809 A1 3/2015 Palumbo et al.  
2015/0196817 A1 7/2015 Garcia

FOREIGN PATENT DOCUMENTS

|    |            |         |
|----|------------|---------|
| CA | 2110151    | 7/1995  |
| CN | 1430528    | 7/2003  |
| WO | 9402216    | 2/1994  |
| WO | 9855182    | 12/1998 |
| WO | 9917846    | 4/1999  |
| WO | 2012012287 | 1/2012  |

\* cited by examiner

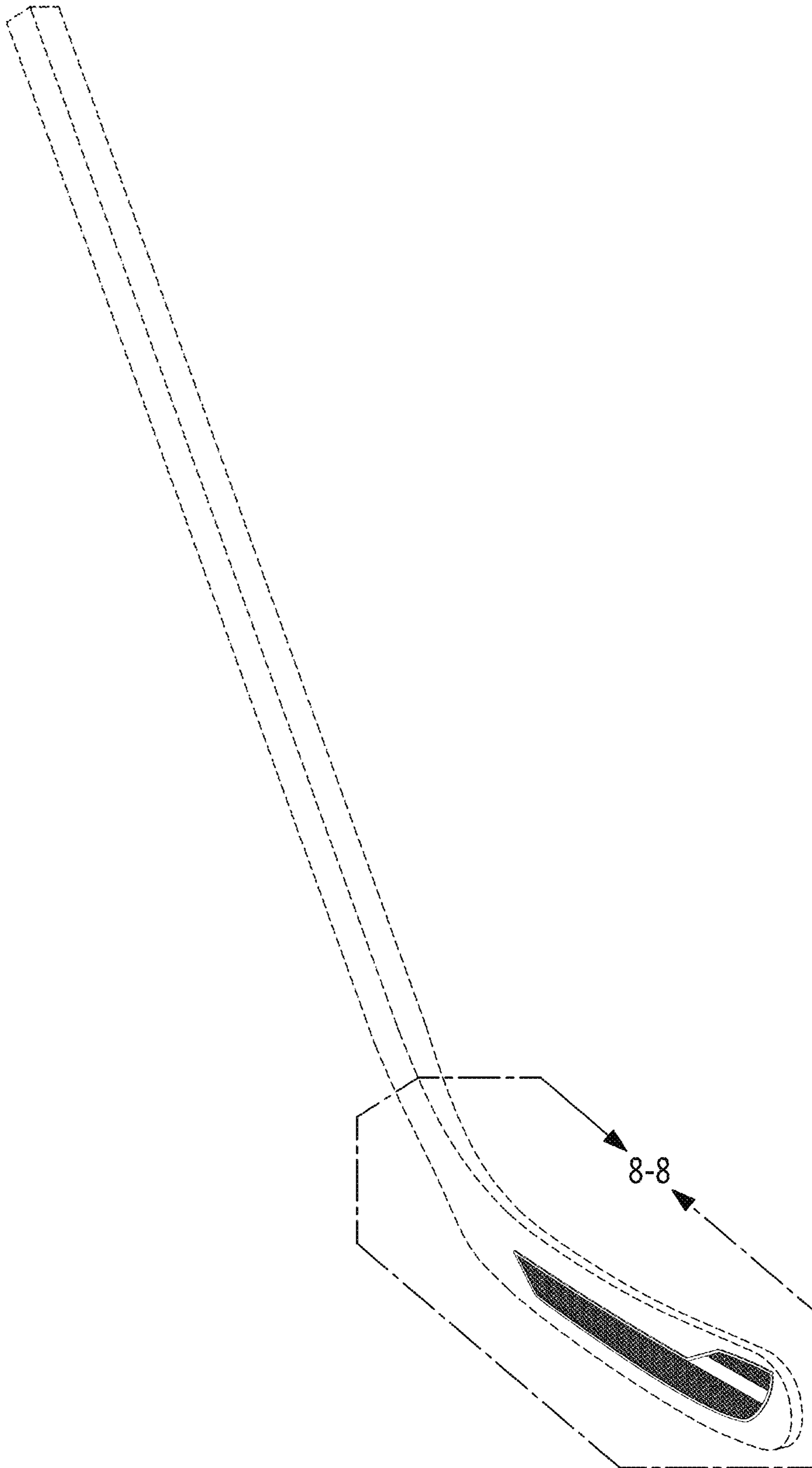
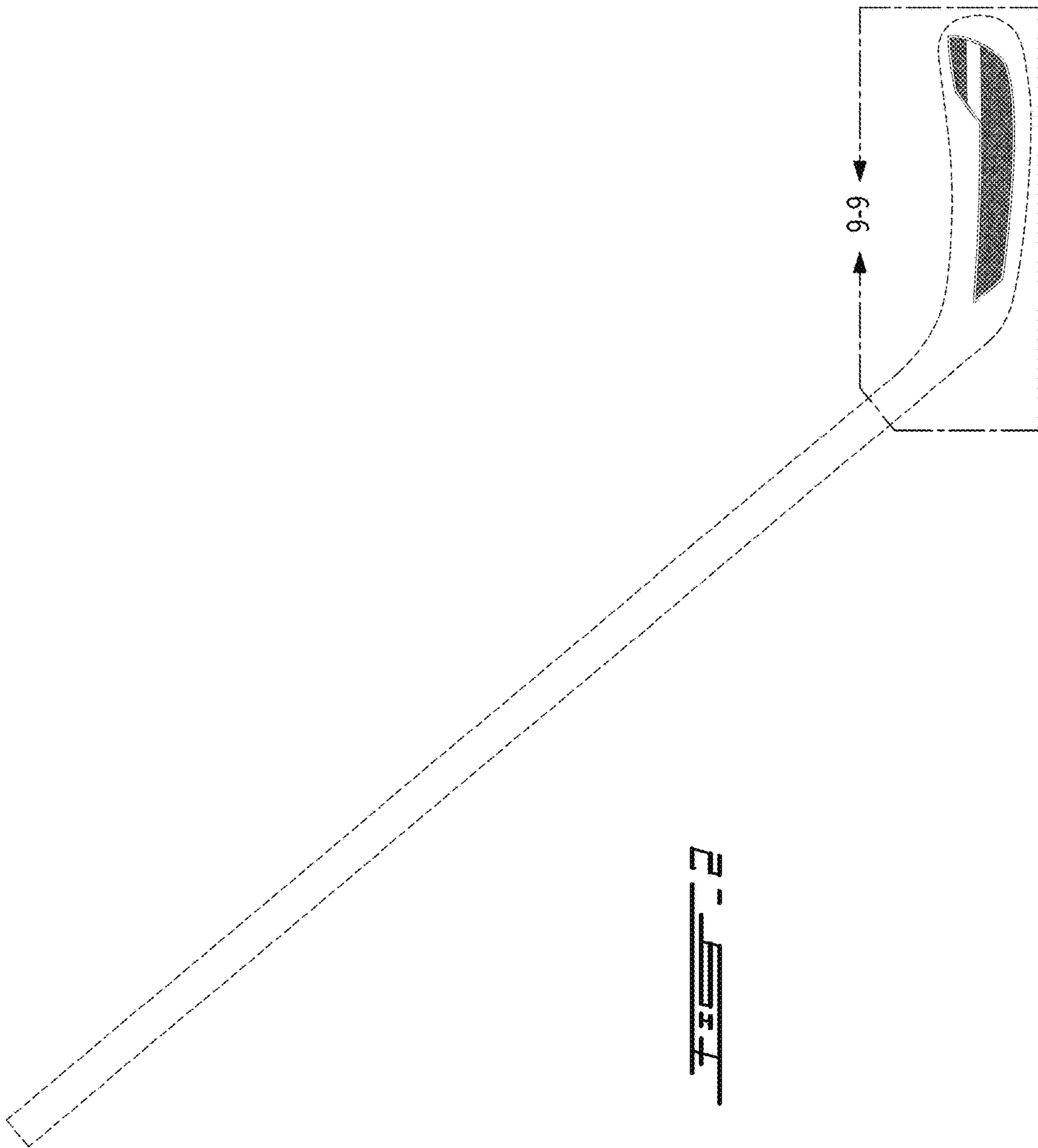


FIG. 1



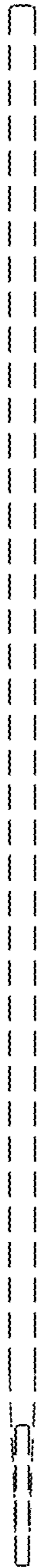


FIG. 3

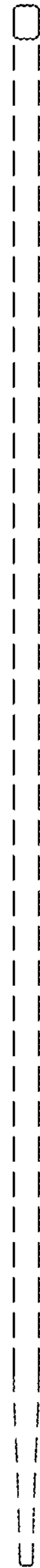
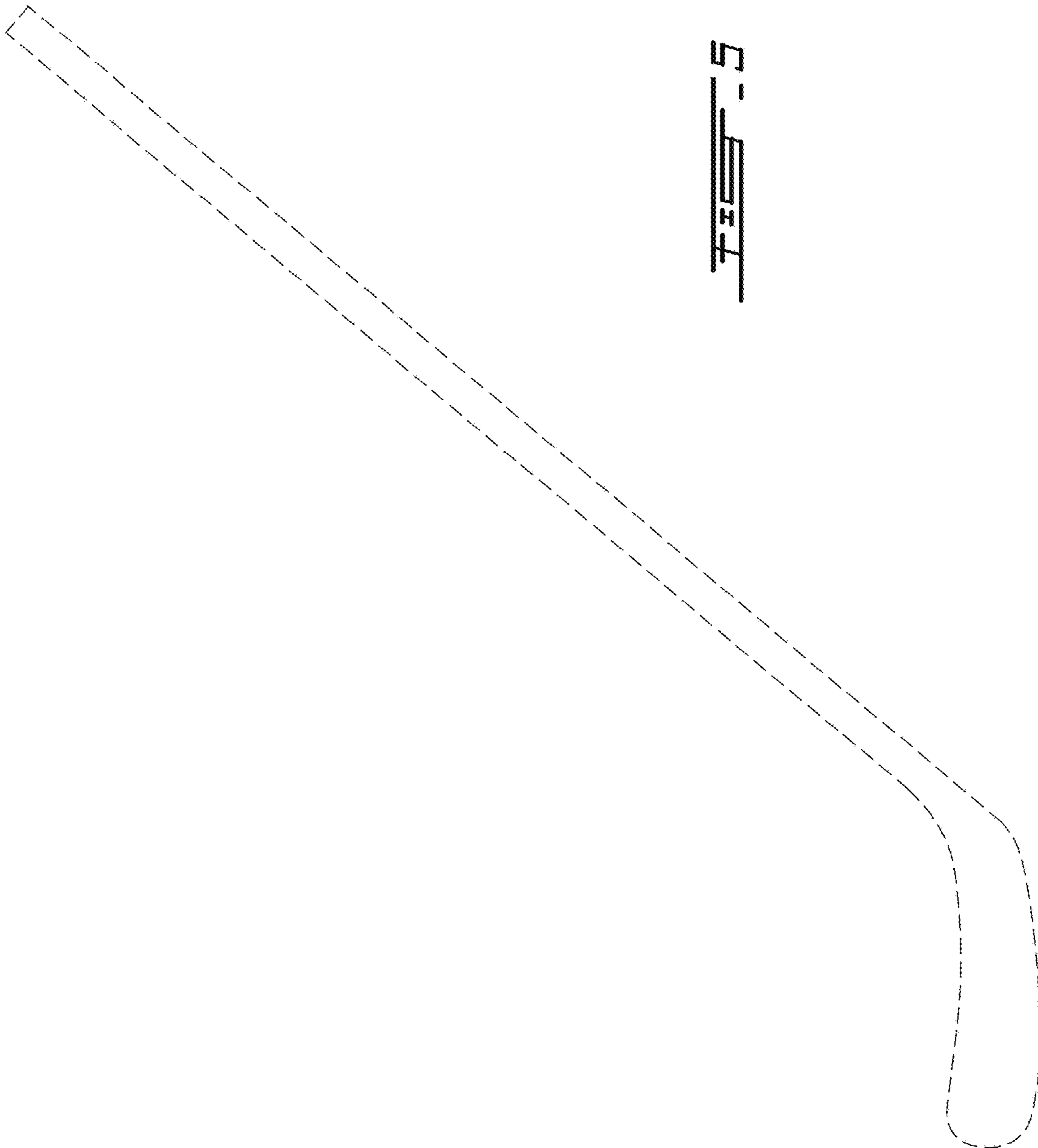


FIG. 4



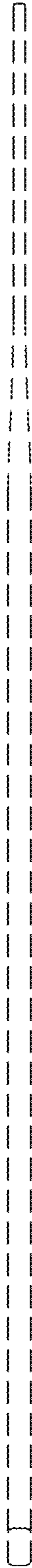


FIG. 8


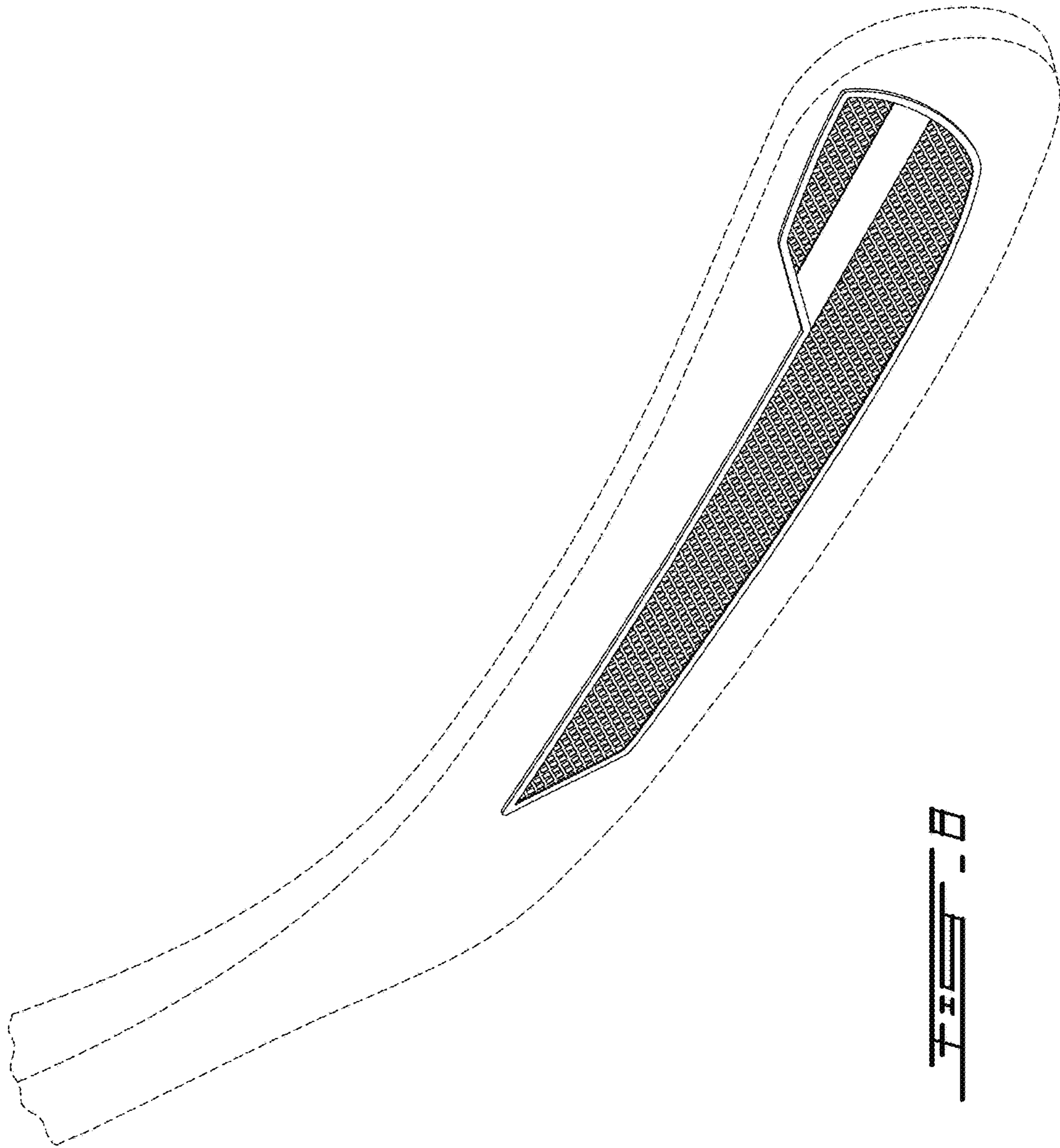


FIG. 7





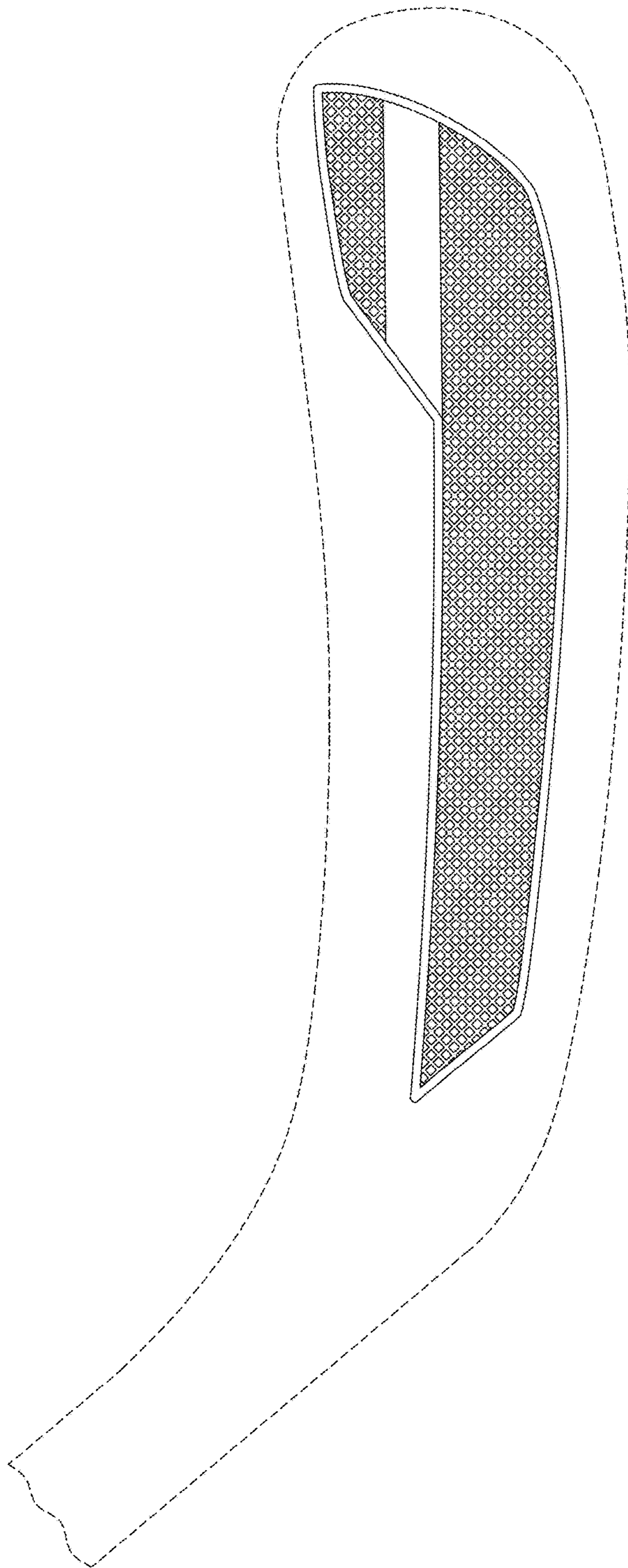


FIG. 7

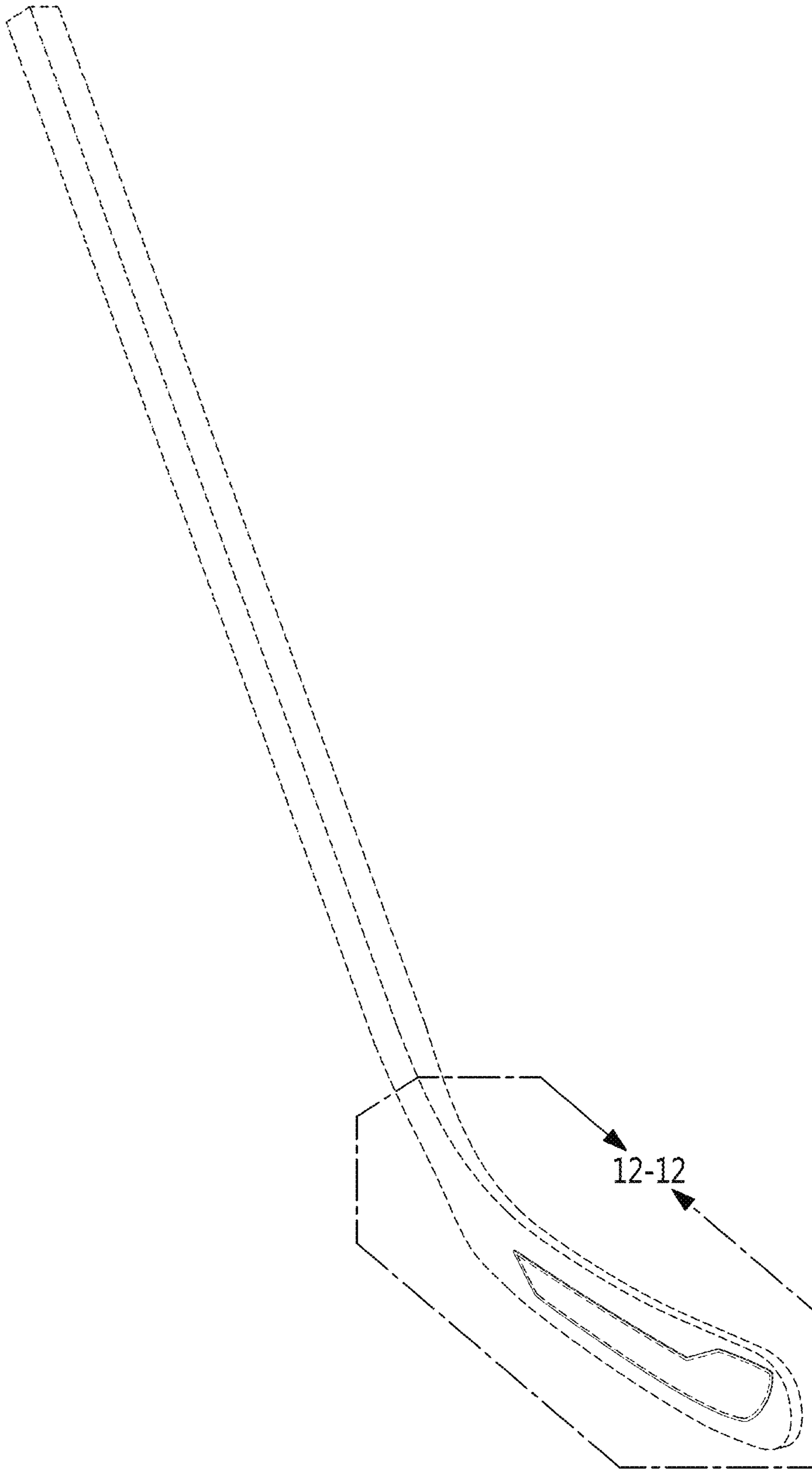
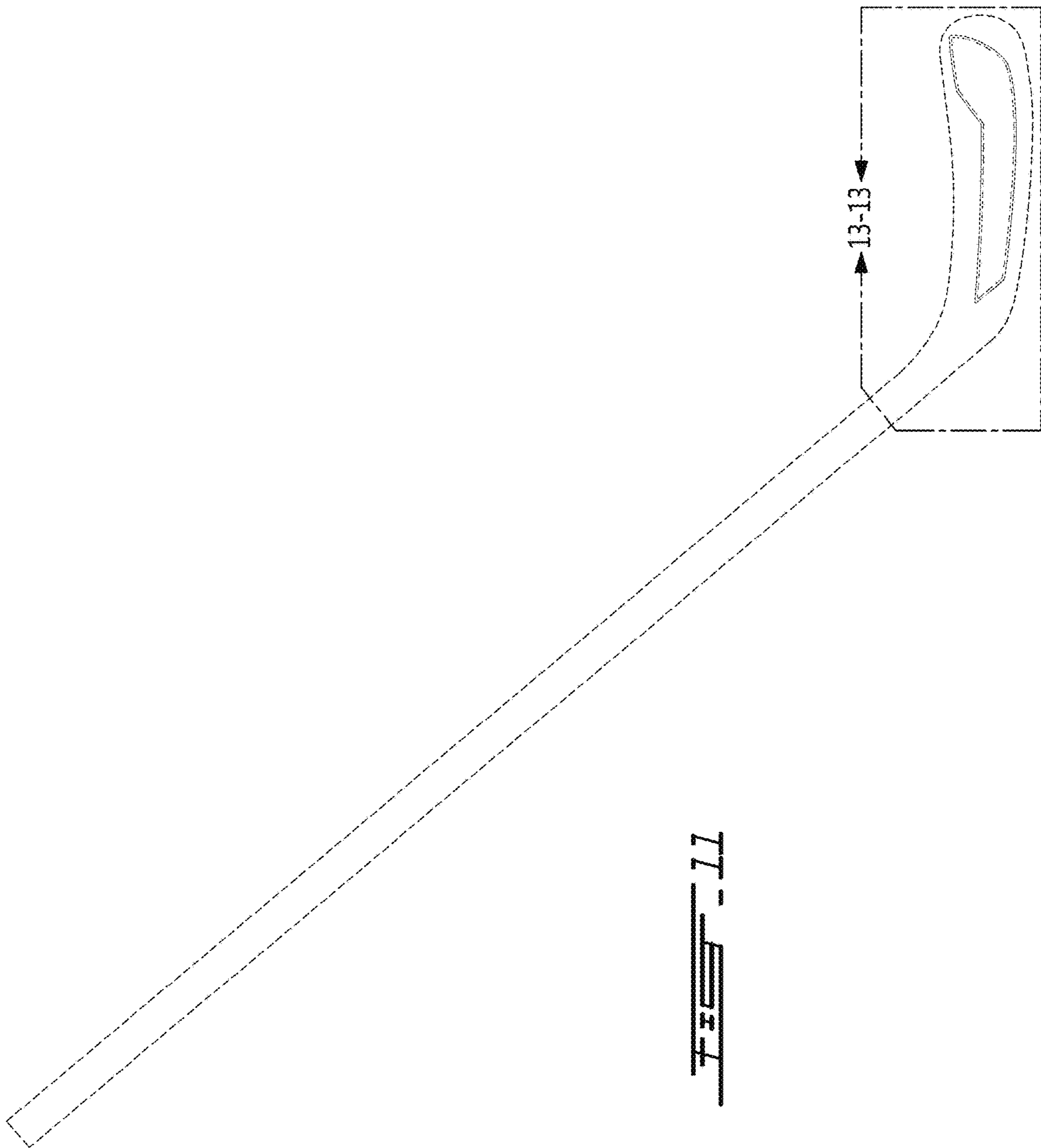
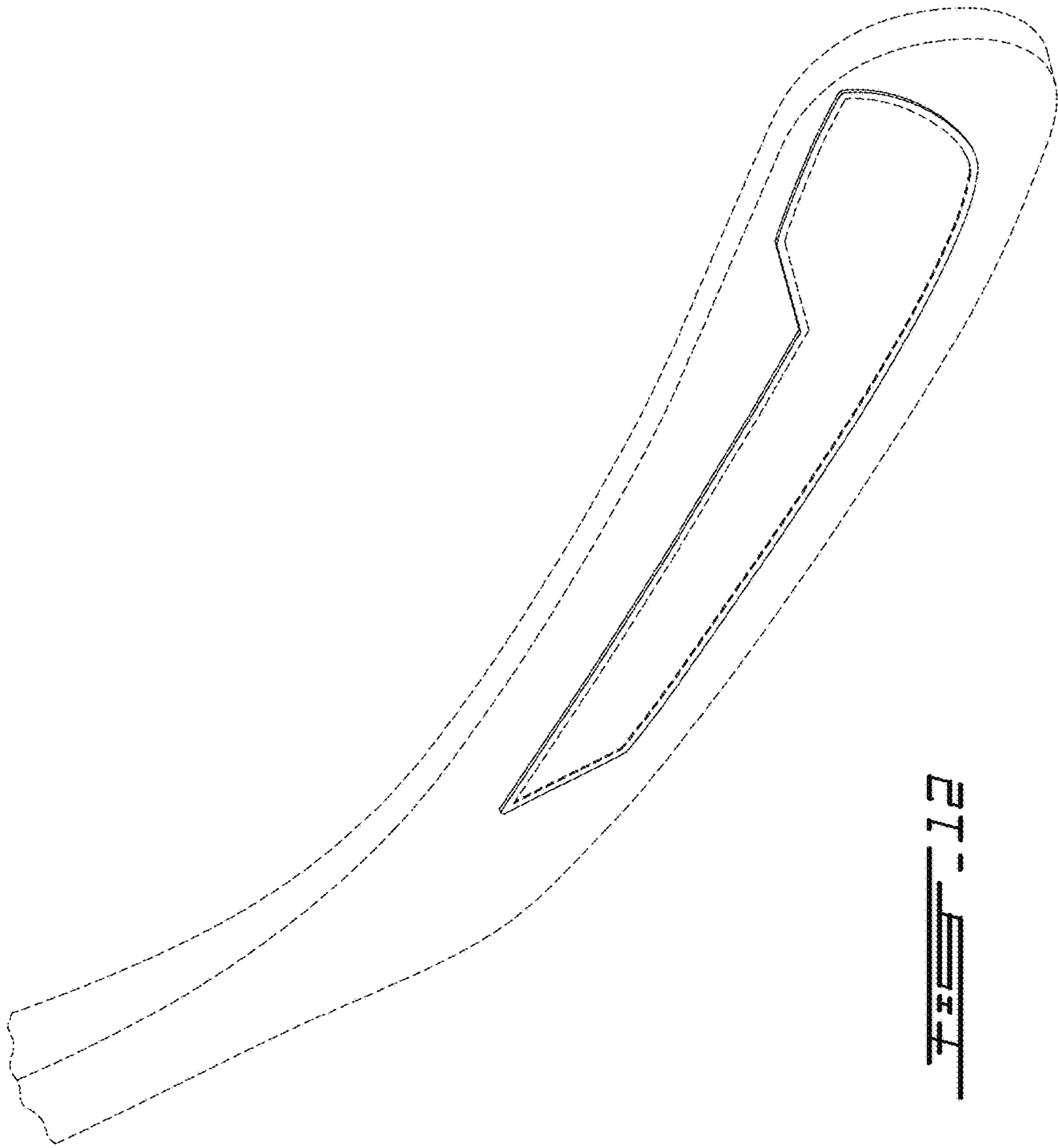
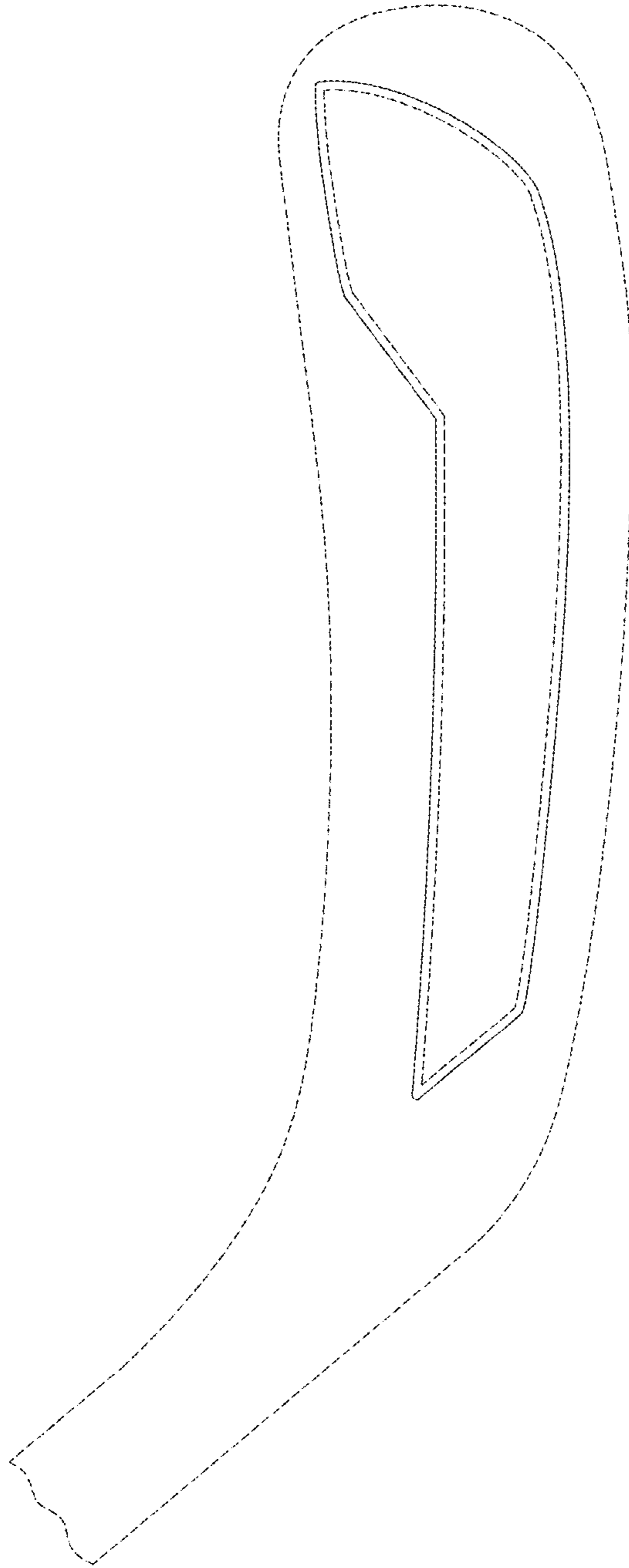


FIG. 10







**FIG. 13**