



US00D800213S

(12) **United States Design Patent** (10) **Patent No.:** **US D800,213 S**
Ono (45) **Date of Patent:** **** Oct. 17, 2017**

(54) **CASH REGISTER FOR A POINT OF SALE
TERMINAL**

(71) Applicant: **TOSHIBA TEC KABUSHIKI
KAISHA**, Shinagawa-ku, Tokyo (JP)

(72) Inventor: **Yasuhiro Ono**, Yokohama Kanagawa
(JP)

(73) Assignee: **TOSHIBA TEC KABUSHIKI
KAISHA**, Tokyo (JP)

(**) Term: **15 Years**

(21) Appl. No.: **29/529,962**

(22) Filed: **Jun. 11, 2015**

(30) **Foreign Application Priority Data**

Dec. 15, 2014 (JP) 2014-027914

(51) **LOC (10) Cl.** **16-03**

(52) **U.S. Cl.**
USPC **D18/44**

(58) **Field of Classification Search**
USPC D18/3.1, 4.4, 4.6, 43, 44, 53, 54.1, 55;
D6/698; D99/28; D14/900, 901;
250/338.1, 341.8; 235/379; 271/121
CPC G07F 19/202-19/205; G07D 11/00; G07D
11/009; G07D 11/0021; G06Q 20/1085;
G03G 15/00
See application file for complete search history.

(56) **References Cited**

U.S. PATENT DOCUMENTS

D410,129 S * 5/1999 Molander D99/28
D411,905 S * 7/1999 Molander D20/2
D456,587 S * 4/2002 Kit D99/28
D538,505 S * 3/2007 Kang D99/28
D586,579 S * 2/2009 Hunayama D18/4.6
D625,305 S * 10/2010 Bleck D14/307

D625,485 S * 10/2010 Lee D99/28
D629,585 S * 12/2010 Bleck D14/307
D645,223 S * 9/2011 Bleck D14/307
D659,748 S * 5/2012 Helgesson D18/4.6
D677,714 S * 3/2013 Helgesson D14/900
D679,745 S * 4/2013 Helgesson D18/4.4
D709,945 S * 7/2014 Dolle D18/4.6
D730,977 S * 6/2015 Dolle D18/4.6
D735,437 S * 7/2015 Randall D99/28
D735,438 S * 7/2015 Randall D99/28
D748,364 S * 1/2016 King D99/28
D748,888 S * 2/2016 King D99/28
D762,040 S * 7/2016 King D99/28
2002/0128970 A1 * 9/2002 Ghafoor G06Q 20/1085
705/43
2006/0112012 A1 * 5/2006 Osborne G06Q 20/1085
705/43

(Continued)

Primary Examiner — Wan Laymon

Assistant Examiner — Clint A Samuel

(74) *Attorney, Agent, or Firm* — Venable LLP; Jeffri A. Kaminski

(57) **CLAIM**

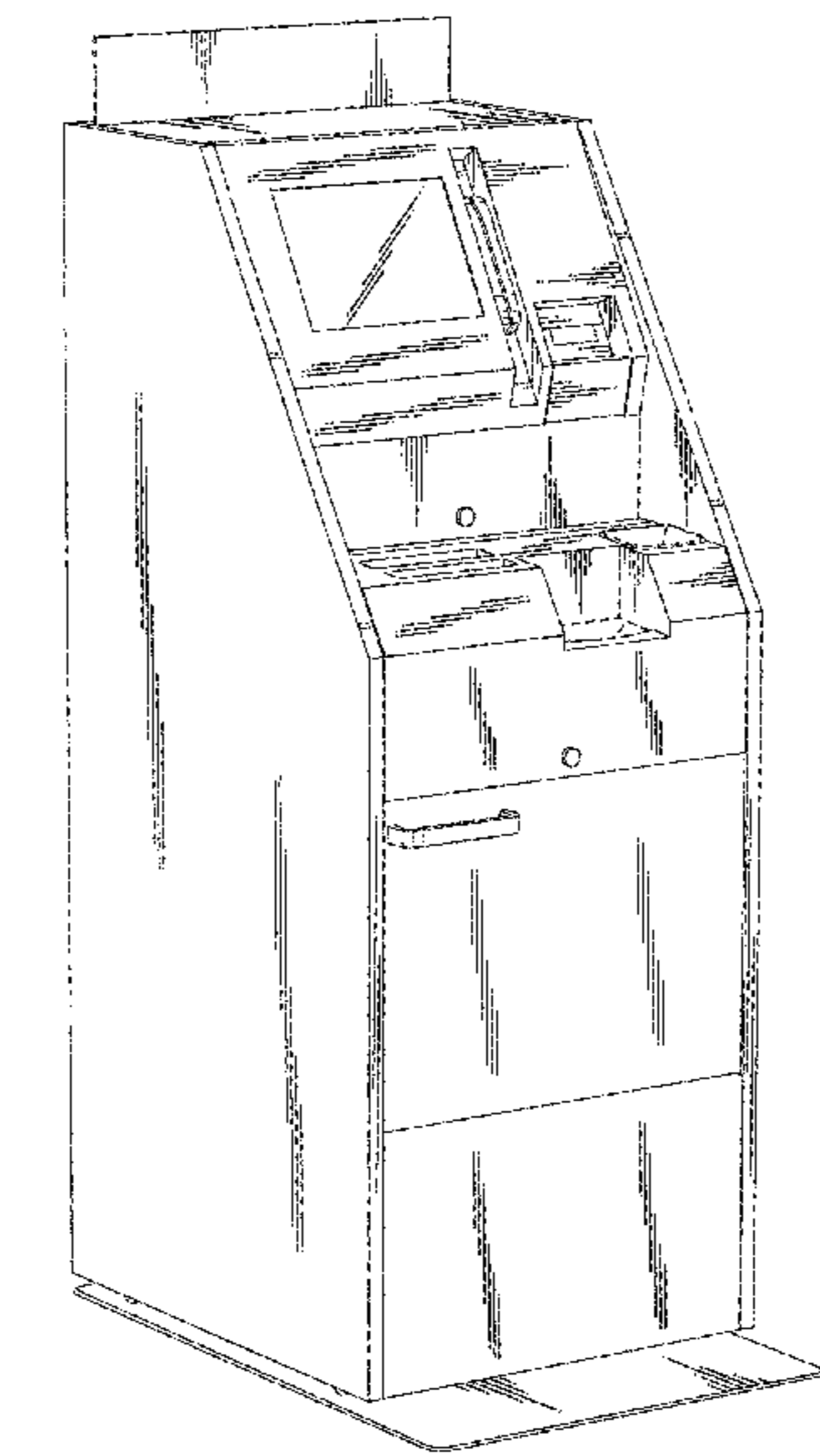
The ornamental design for a cash register for a point of sale terminal, as shown and described.

DESCRIPTION

FIG. 1 is a perspective view of a cash register for a point of sales terminal showing my new design;
FIG. 2 is a front view thereof;
FIG. 3 is a rear view thereof;
FIG. 4 is a top view thereof;
FIG. 5 is a bottom view thereof;
FIG. 6 is a right side view thereof; and,
FIG. 7 is a left side view thereof.

The broken line showing in the drawings is included for the purpose of illustrating portions of the cash register for a point of sale terminal and forms no part of the claimed design.

1 Claim, 6 Drawing Sheets



(56)

References Cited

U.S. PATENT DOCUMENTS

2014/0263620 A1* 9/2014 Graef G07D 11/0078
235/379

* cited by examiner

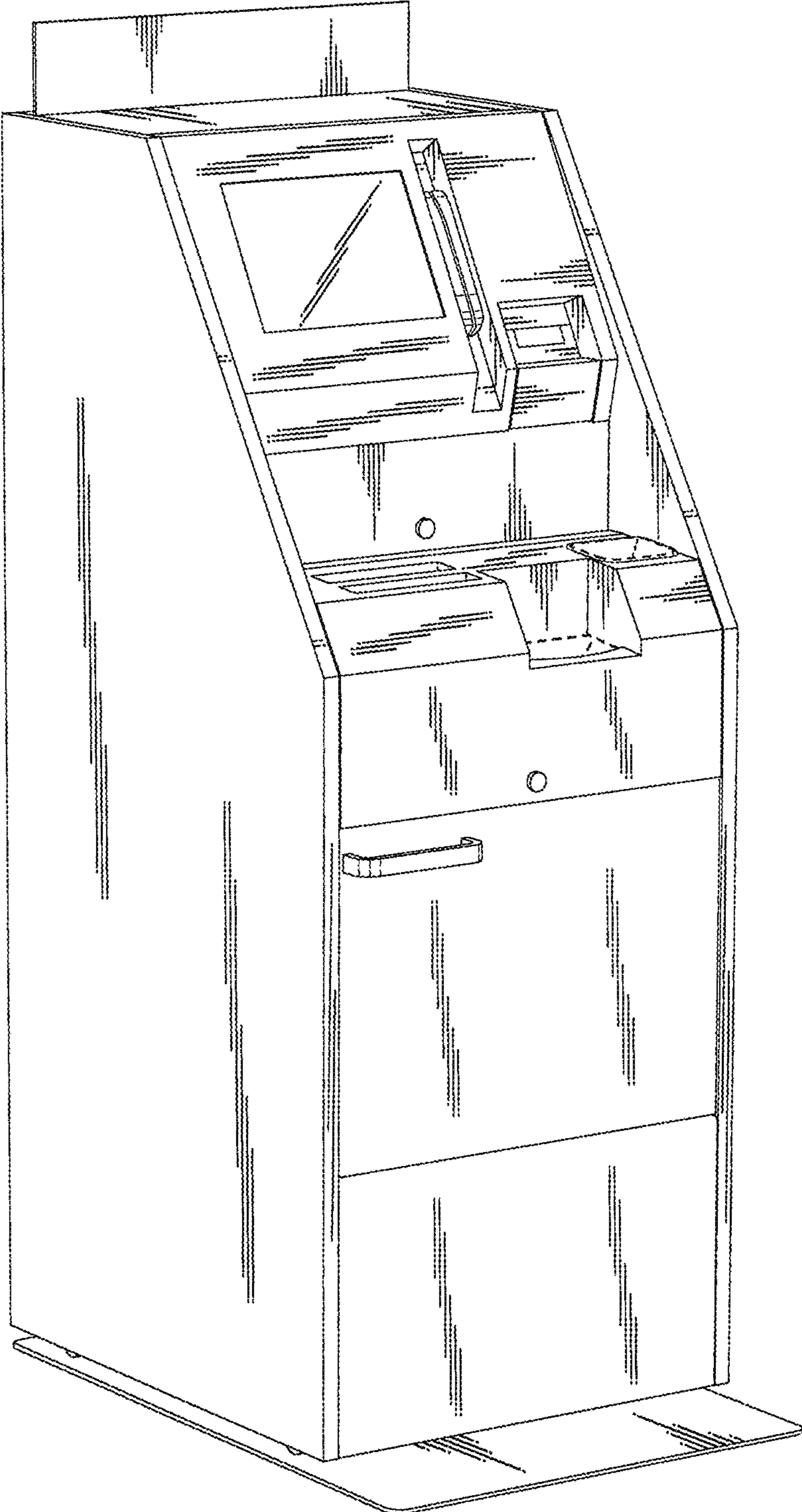


Fig. 1

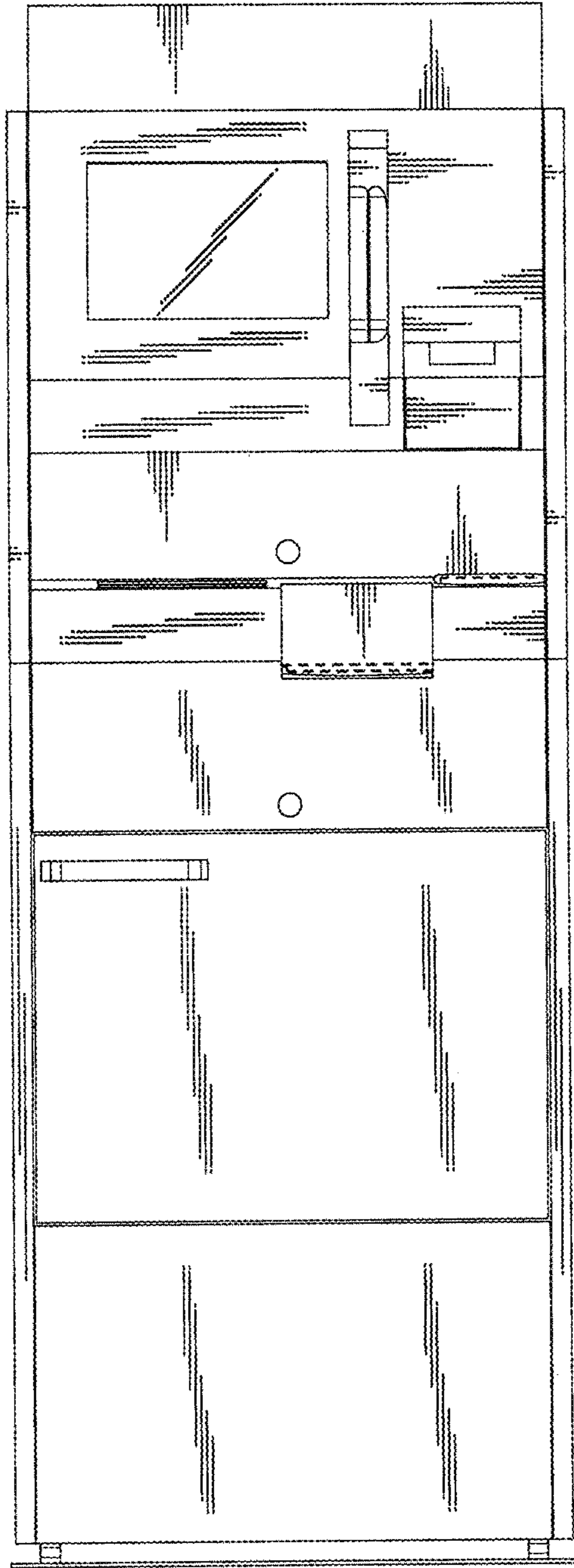


Fig. 2




Fig. 3

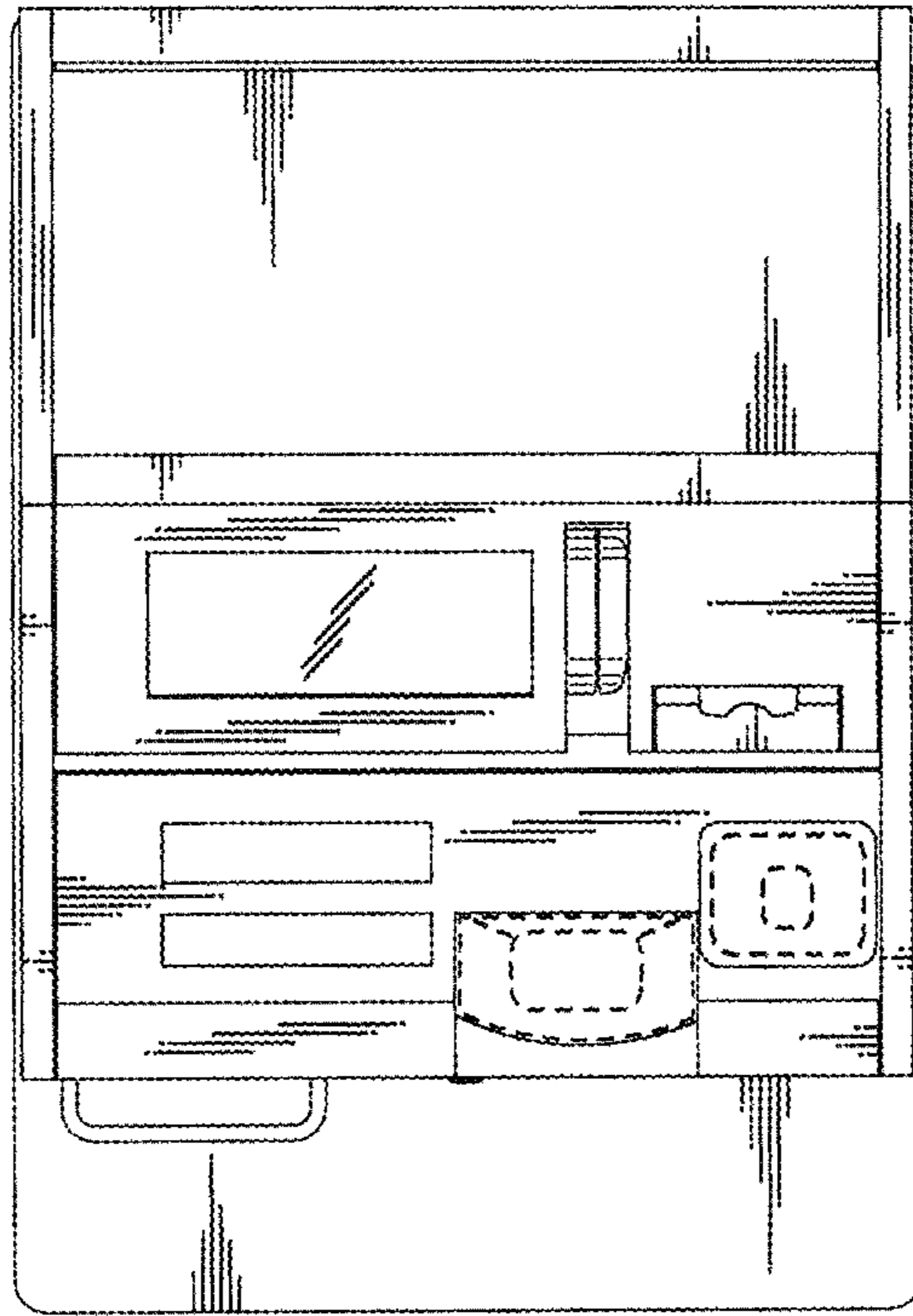


Fig. 4

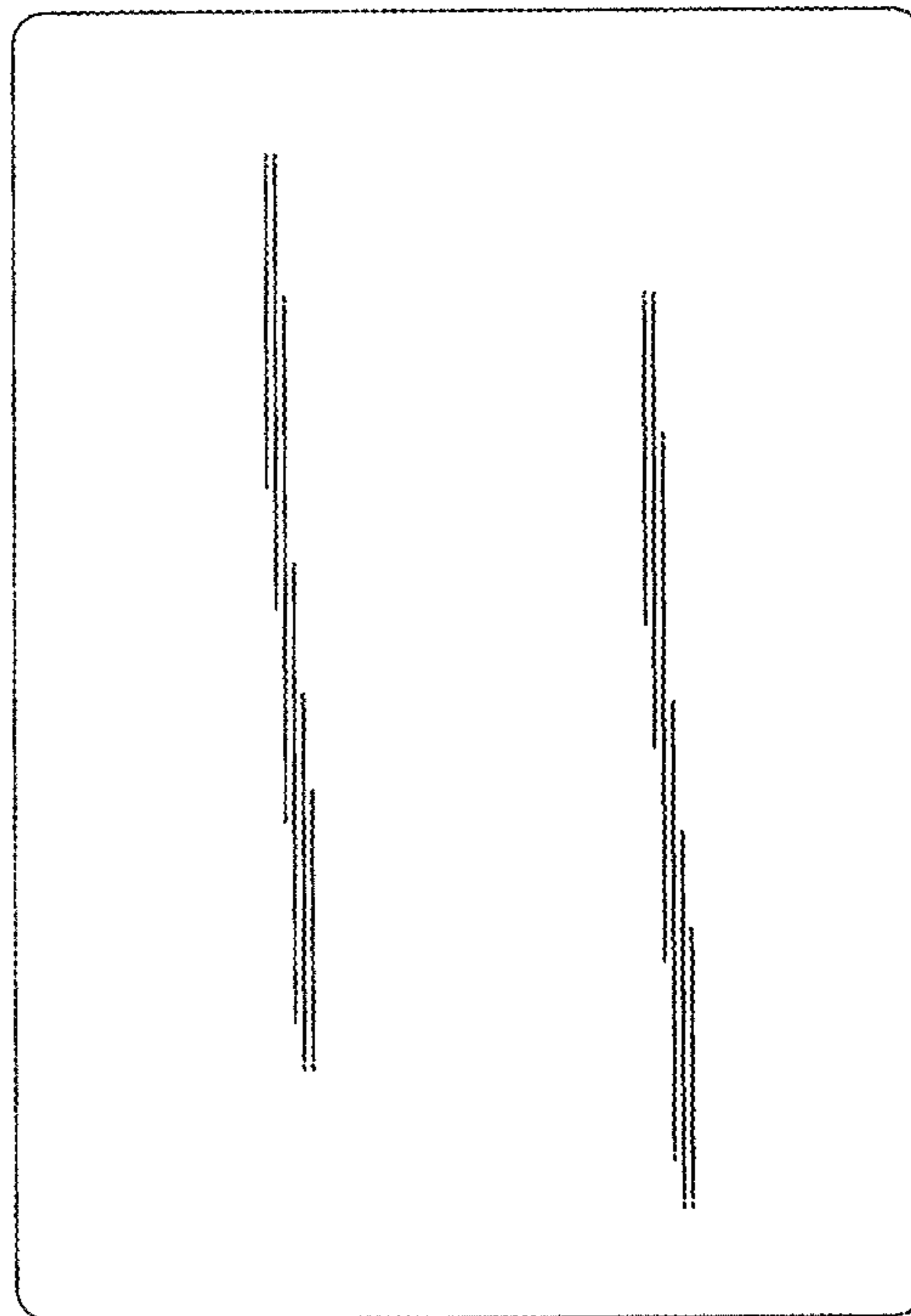


Fig. 5

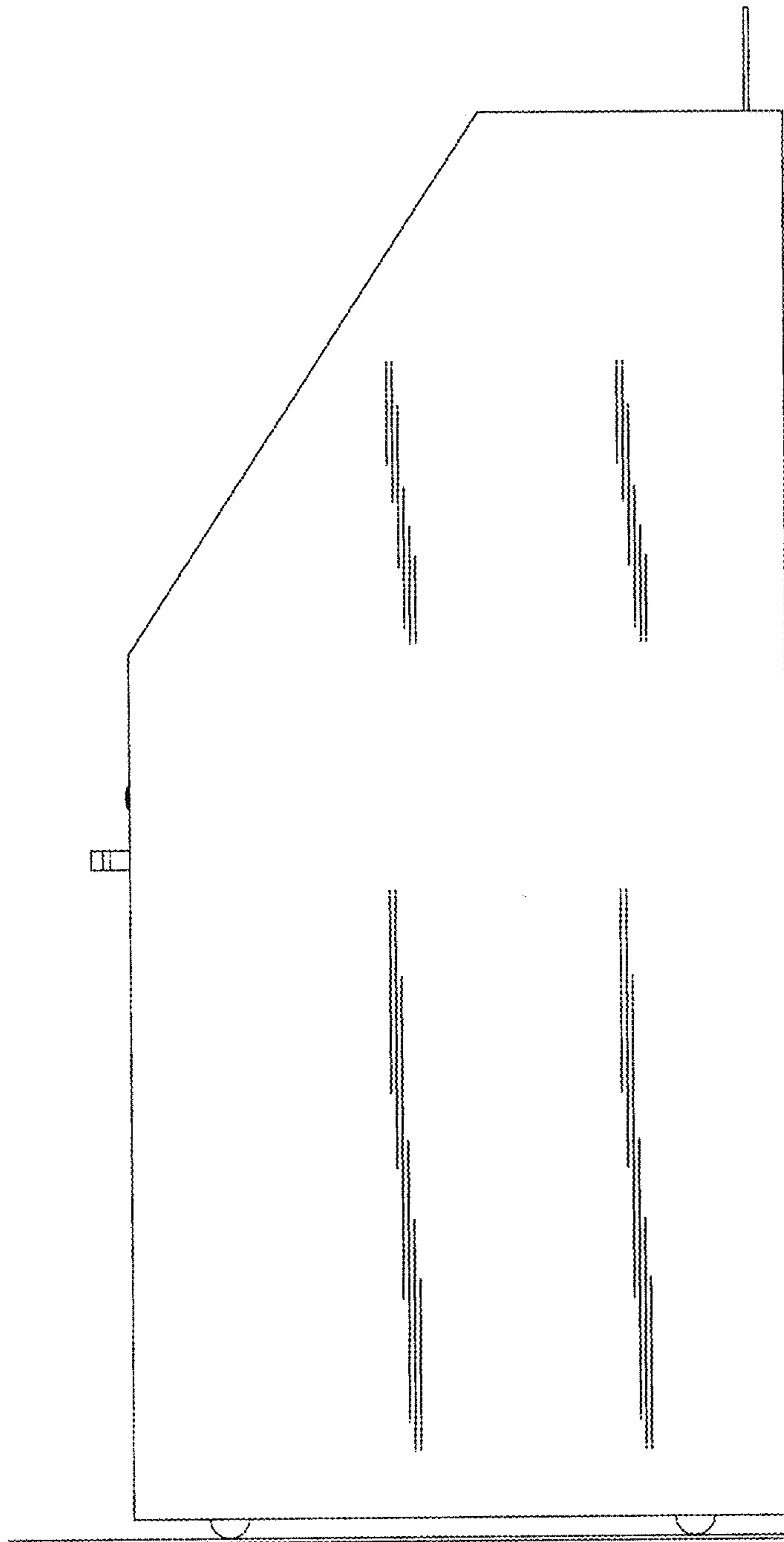


Fig. 6

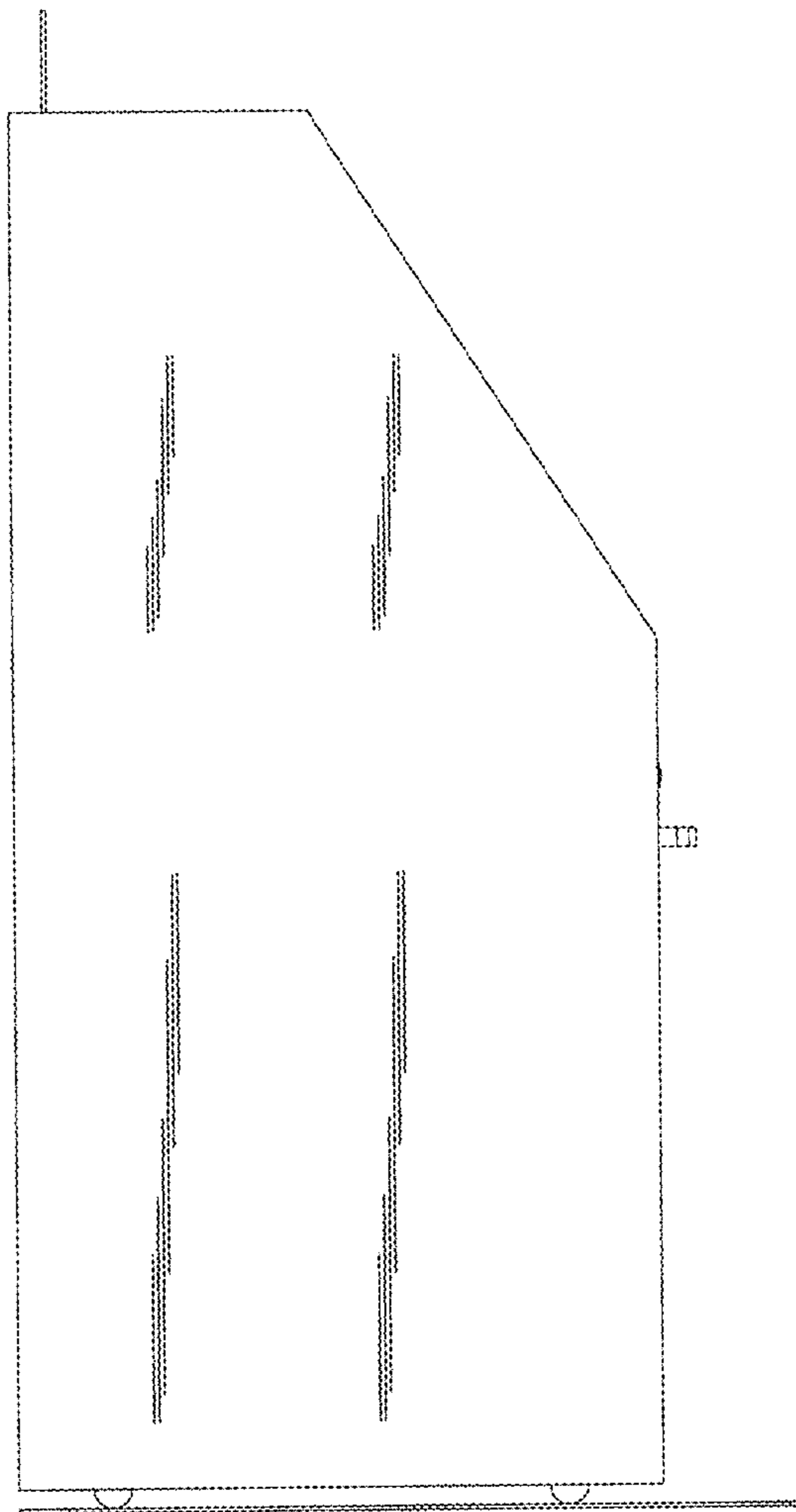


Fig. 7