



US00D800211S

(12) **United States Design Patent** (10) **Patent No.:** **US D800,211 S**
Kamei (45) **Date of Patent:** **** Oct. 17, 2017**

(54) **PRINTER**

(71) Applicant: **FUJIFILM Corporation**, Tokyo (JP)

(72) Inventor: **Keita Kamei**, Tokyo (JP)

(73) Assignee: **FUJIFILM Corporation**, Tokyo (JP)

(**) Term: **15 Years**

(21) Appl. No.: **29/570,438**

(22) Filed: **Jul. 8, 2016**

(30) **Foreign Application Priority Data**

Jan. 20, 2016 (JP) 2016-000961

(51) **LOC (10) Cl.** **19-02**

(52) **U.S. Cl.**
USPC **D18/14**

(58) **Field of Classification Search**
USPC D18/50, 14, 19, 54, 36-37; D19/68;
D14/314, 332, 348-349, 351, 352
CPC B41J 3/4075; B65C 11/00; B65C 11/02;
B65C 11/0205; B65C 11/021; B65C
11/0215; B65C 11/0221; B65C 11/0226;
B65C 11/0231; B65C 11/0236; B65C
11/0242; B65C 11/0252; B65C 11/0257;
B65C 11/0268; B65C 11/0273; B65C
11/0284; B65C 11/0289; B65C 11/0294;
B65C 11/04; B65C 11/046; B65C 11/06;
B65C 11/062; B65C 11/064; B65C
11/066; B65C 11/068

See application file for complete search history.

(56) **References Cited**

U.S. PATENT DOCUMENTS

D318,291 S * 7/1991 Ohnumata D14/426
D371,159 S * 6/1996 Hart D18/53
D405,108 S * 2/1999 Karafuji D18/53

D427,628 S * 7/2000 Klein D18/56
D438,897 S * 3/2001 Hatasa 347/86
D518,513 S * 4/2006 Sugitani D18/50

(Continued)

FOREIGN PATENT DOCUMENTS

JP 2007130877 A * 5/2007
JP 2014188967 A * 10/2014
KR 20040051379 A * 6/2004

OTHER PUBLICATIONS

YouTube. <URL: <https://www.youtube.com/watch?v=UB495ITIFgw>> May 7, 2014. Fujifilm "instax" photo printer.*

(Continued)

Primary Examiner — Bridget L Eland

Assistant Examiner — Lauren McVey

(74) *Attorney, Agent, or Firm* — Young & Thompson


(57) **CLAIM**

The ornamental design for a printer, as shown and described.

DESCRIPTION

FIG. 1 is a top, front and left side perspective view of a printer showing my new design;
FIG. 2 is a top, rear and right side perspective view thereof;
FIG. 3 is a front elevational view thereof;
FIG. 4 is a rear elevational view thereof;
FIG. 5 is a top plan view thereof;
FIG. 6 is a bottom plan view thereof;
FIG. 7 is a left side elevational view thereof;
FIG. 8 is a right side elevational view thereof; and,
FIG. 9 is an enlarged cross-sectional view thereof taken in the direction of line IX-IX of FIG. 3.
The broken lines in FIG. 9 are included for the purpose of illustrating a portion of the printer that forms no part of the claimed design. The unshaded surfaces in FIG. 9 that directly adjoin the claimed solid line edge forms no part of the claimed design.

1 Claim, 8 Drawing Sheets



(56)

References Cited

U.S. PATENT DOCUMENTS

D538,839 S * 3/2007 Moskaluk 16/208
D551,287 S * 9/2007 Ishigami D18/50
D558,261 S * 12/2007 Hong D18/50
D664,592 S * 7/2012 Nakagawa D18/50
D747,764 S * 1/2016 Isozaki D18/50
D760,834 S * 7/2016 Takahashi D18/19
D760,835 S * 7/2016 Takahashi D18/19

OTHER PUBLICATIONS

YouTube. <URL: <https://www.youtube.com/watch?v=IGxjBSKURZE>> Aug. 10, 2016. Fujifilm “Share SP-2” photo printer.*

* cited by examiner

FIG. 1




FIG.2




FIG.3




FIG. 4




FIG.5

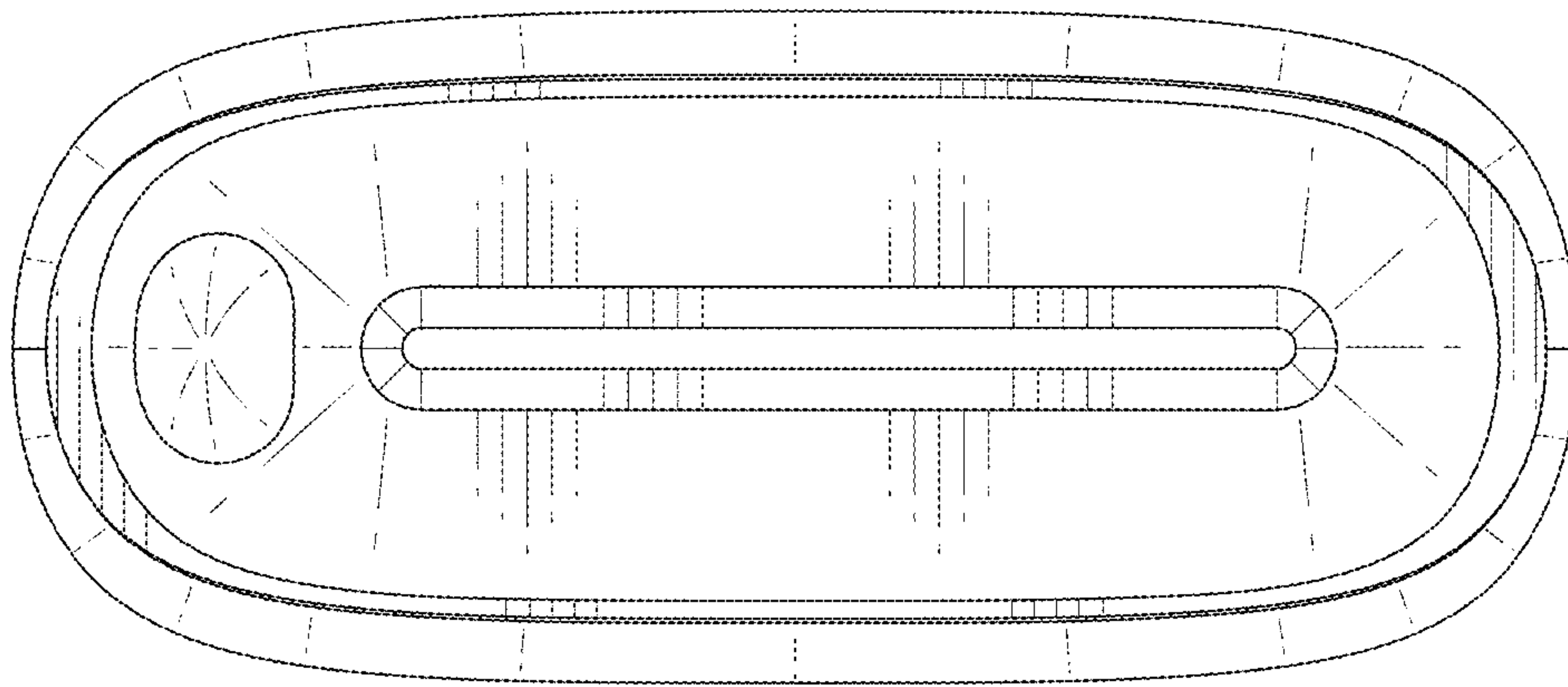


FIG.6

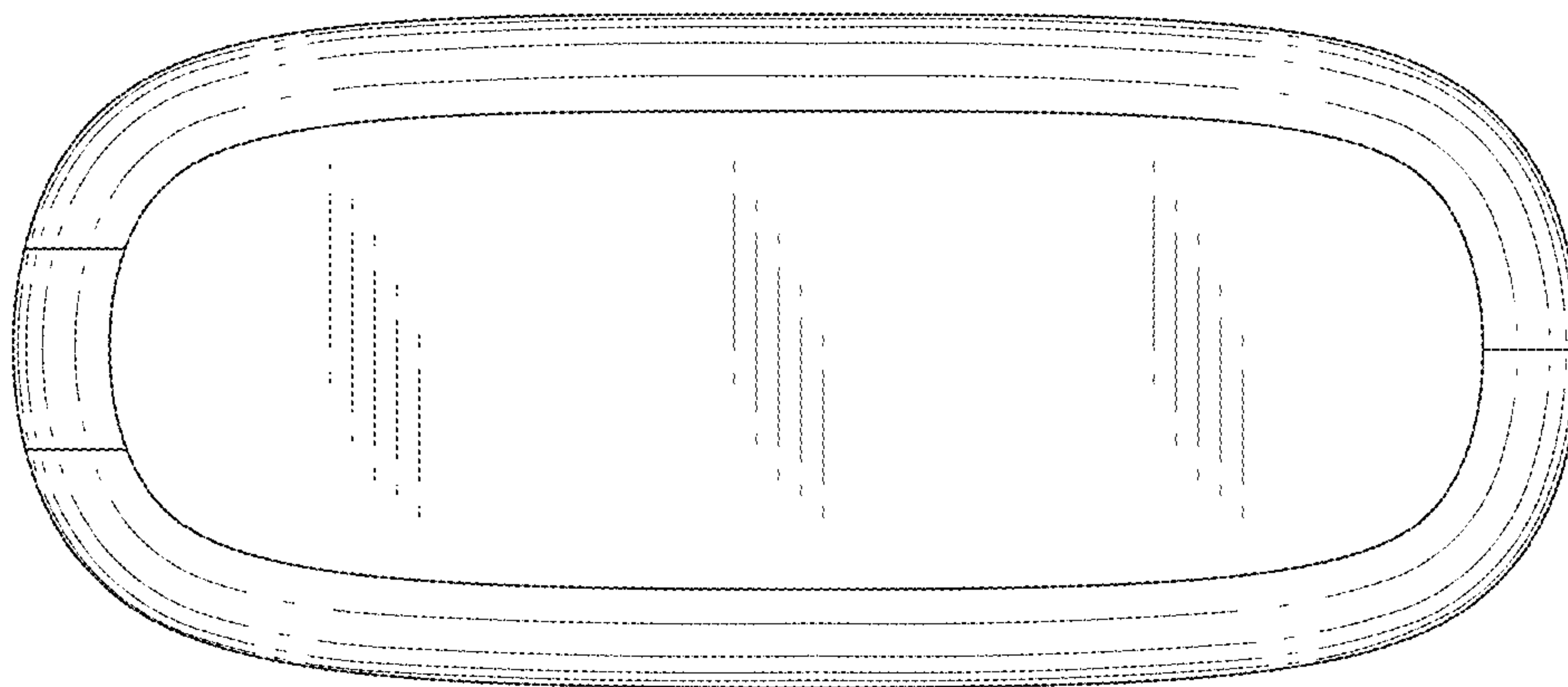


FIG. 7

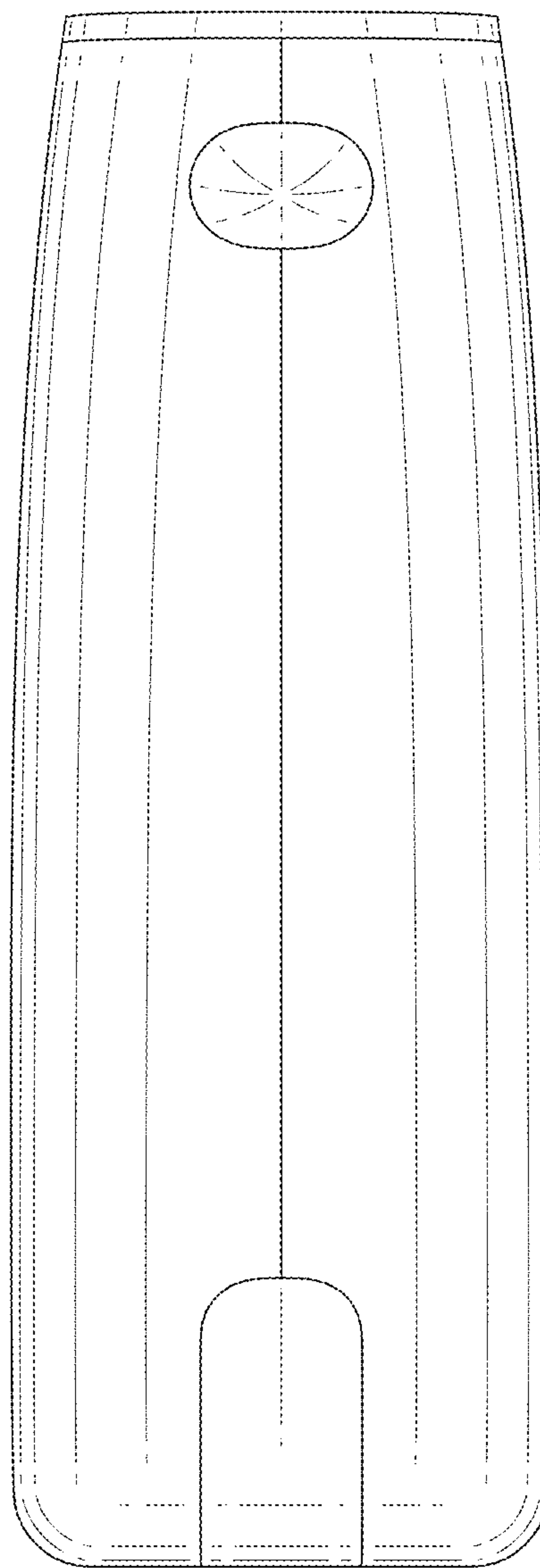


FIG. 8

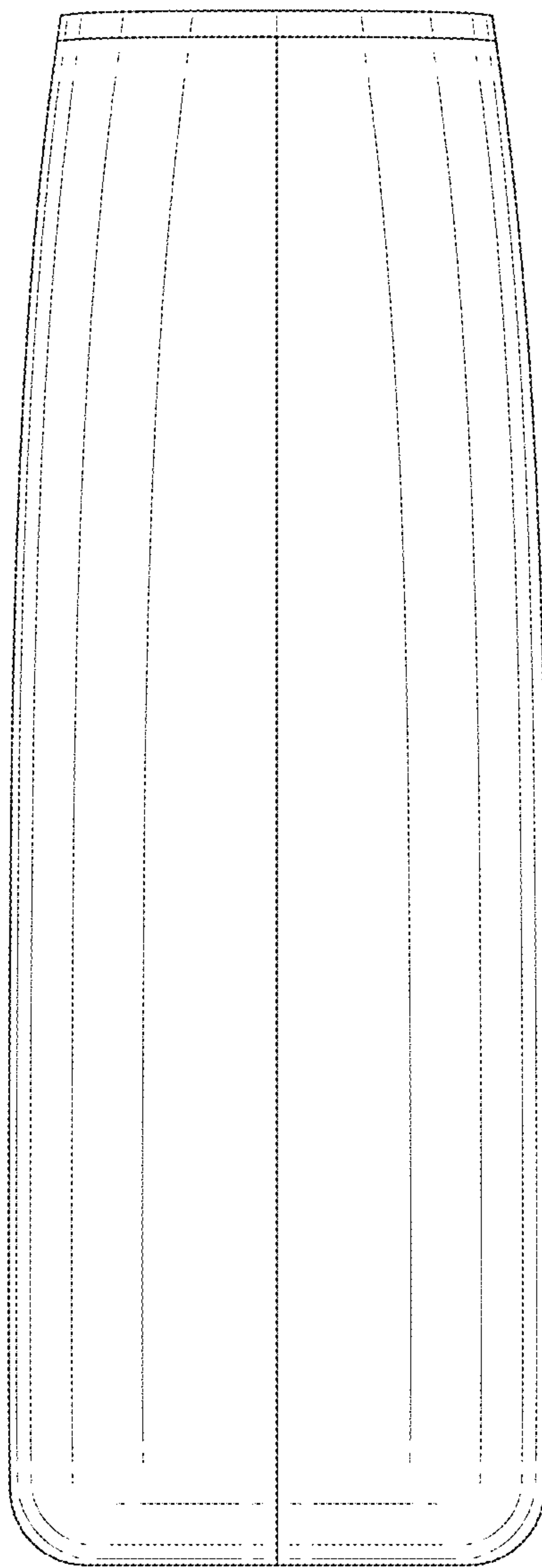


FIG. 9

