



US00D800181S

(12) **United States Design Patent**
Covington et al.

(10) **Patent No.:** **US D800,181 S**
(45) **Date of Patent:** **** Oct. 17, 2017**

- (54) **LAWNMOWER FRONT AXLE**
- (71) Applicants: **Charles Bradley Covington**, Batesville, AR (US); **Warren Russell Long**, Batesville, AR (US)
- (72) Inventors: **Charles Bradley Covington**, Batesville, AR (US); **Warren Russell Long**, Batesville, AR (US)

D681,685 S *	5/2013	Higashikawa	D15/15
D693,852 S *	11/2013	Brazier	D15/17
D715,329 S *	10/2014	Higashikawa	D15/15
D722,619 S *	2/2015	Phillips	D15/17
9,021,776 B2 *	5/2015	Zwiegl	A01D 34/64 56/17.1
D742,931 S *	11/2015	Burns, Jr.	D15/17
9,591,803 B1 *	3/2017	Covington	A01D 34/74
2009/0173052 A1 *	7/2009	Swart	A01D 34/74 56/15.2
2013/0074467 A1 *	3/2013	Zwiegl	A01D 34/64 56/17.1
2016/0194989 A1 *	7/2016	Minoura	B60K 11/04 56/16.7

(**) Term: **15 Years**
(21) Appl. No.: **29/578,382**

- (22) Filed: **Sep. 21, 2016**
- (51) **LOC (10) Cl.** **15-03**
- (52) **U.S. Cl.**
USPC **D15/17**
- (58) **Field of Classification Search**
USPC D15/10, 14-17, 22, 28, 33; 56/12.1, 56/12.7, 12.8, 13.4, 13.7, 16.7, 17.1, 17.5, 56/202, 255, 320.1, 320.2; 180/89.1, 311
CPC Y10S 56/22; A01D 2101/00; A01D 34/63; A01D 34/64; A01D 34/74; A01D 34/00
See application file for complete search history.

* cited by examiner

Primary Examiner — Mark Goodwin
(74) *Attorney, Agent, or Firm* — Keisling & Pieper PLC; Trent C. Keisling

(57) **CLAIM**

The ornamental design for a lawnmower front axle, as shown and described.

DESCRIPTION

FIG. 1 is a front side perspective view of a lawnmower front axle showing our new design, with the portions shown in broken line being for illustrative purposes only and forming no part of the claimed design;
FIG. 2 is a top plan view taken thereof;
FIG. 3 is an elevational view taken from the front side thereof;
FIG. 4 is a side elevational view with the opposite side being a mirror image thereof;
FIG. 5 is a bottom plan view thereof; and,
FIG. 6 is an elevational view taken from the rear side thereof.

(56) **References Cited**

U.S. PATENT DOCUMENTS

D363,495 S *	10/1995	Good	D15/15
D380,761 S *	7/1997	Saylor	D15/15
D494,985 S *	8/2004	Kim	D15/17
D560,690 S *	1/2008	Higashikawa	D15/10
7,708,292 B2 *	5/2010	Foster	A01D 34/64 280/124.117
D626,572 S *	11/2010	Moriguchi	D15/15
8,104,552 B2 *	1/2012	Papke	A01D 34/82 180/19.3
D674,816 S *	1/2013	Higashikawa	D15/15

1 Claim, 2 Drawing Sheets

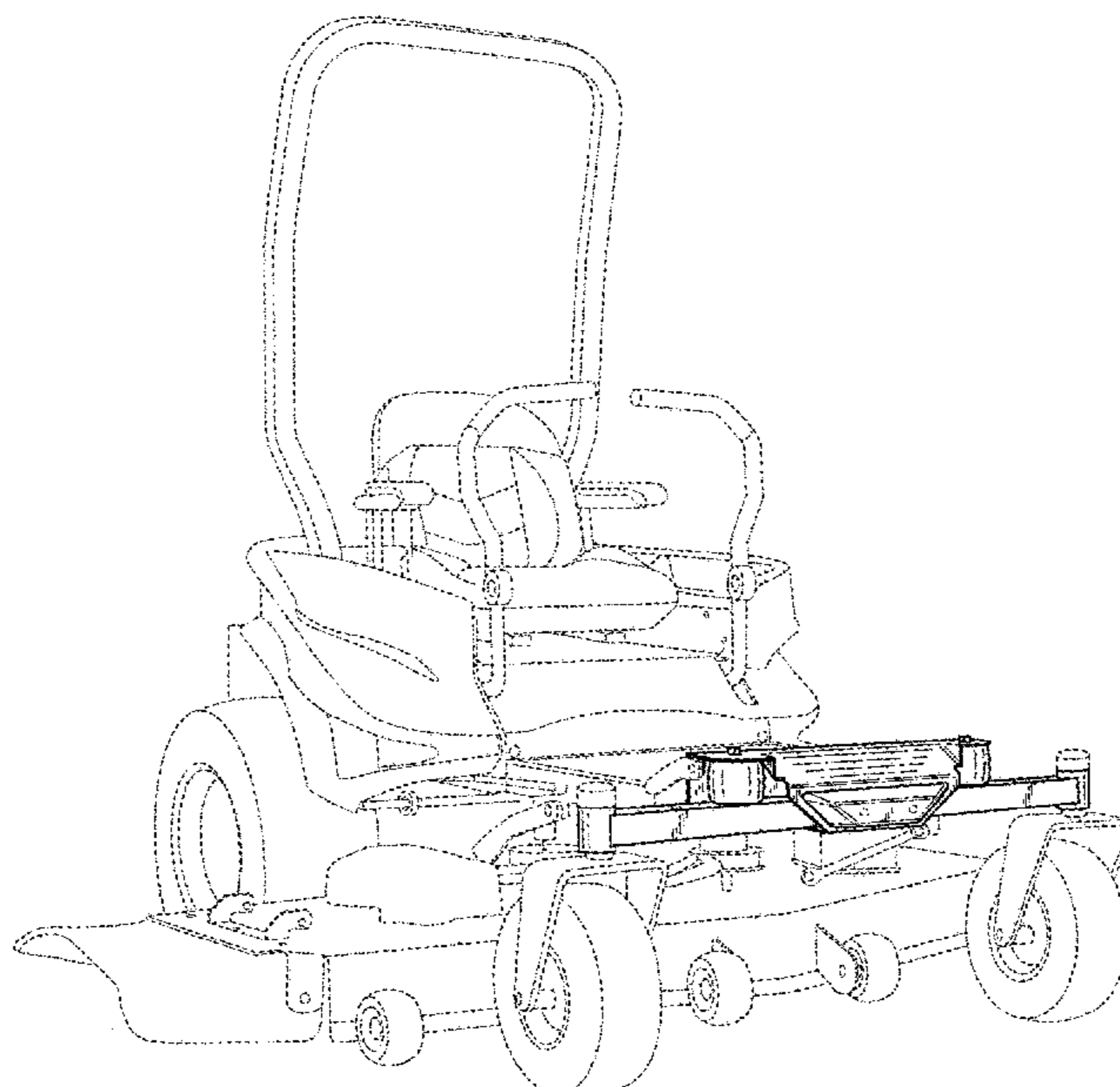




FIG. 1




FIG. 2

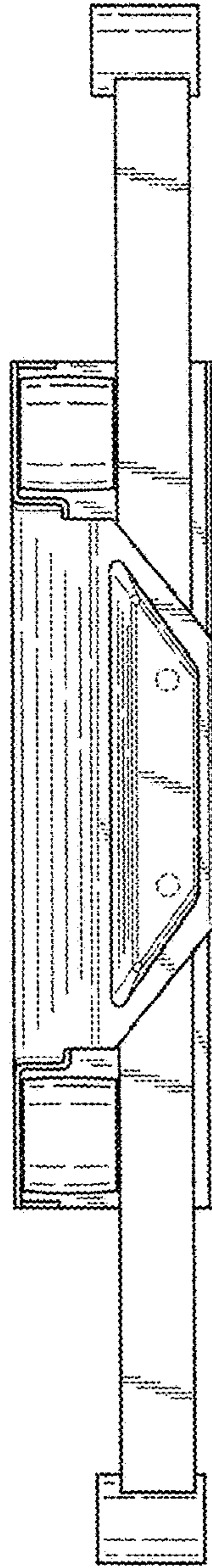


FIG. 3

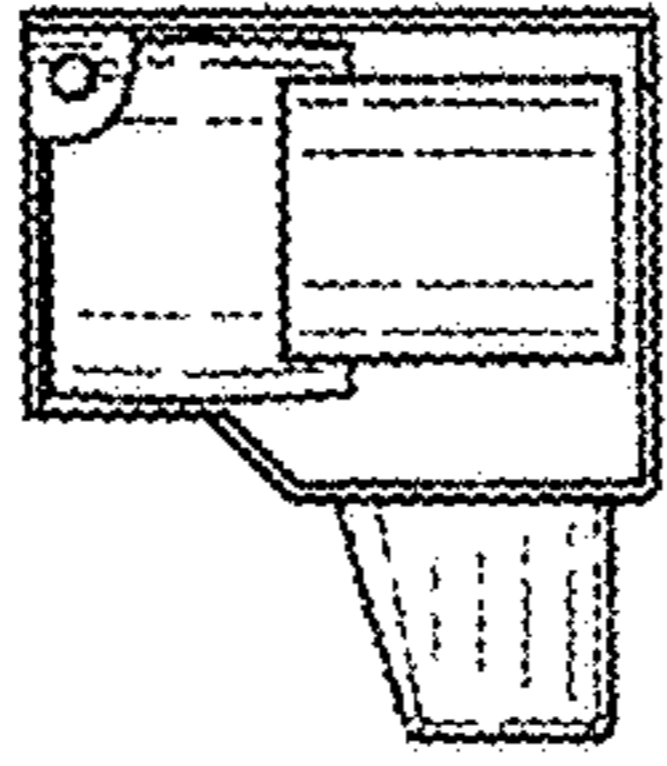


FIG. 4

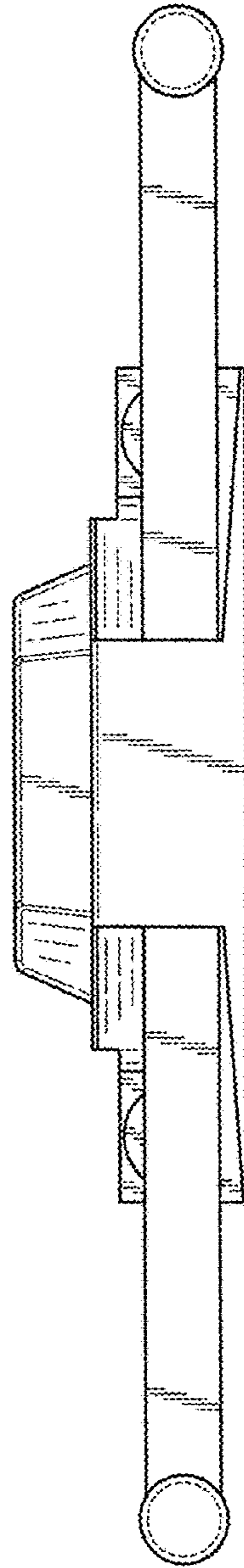


FIG. 5




FIG. 6