



US00D800147S

(12) **United States Design Patent**
Kim et al.

(10) **Patent No.:** **US D800,147 S**
(45) **Date of Patent:** **** Oct. 17, 2017**

(54) **DISPLAY SCREEN OR PORTION THEREOF WITH ANIMATED GRAPHICAL USER INTERFACE**

D766,956 S * 9/2016 Eder D14/486
D773,514 S * 12/2016 Willis D14/486
D775,144 S * 12/2016 Vazquez D14/485
D775,635 S 1/2017 Raji et al.

(Continued)

(71) Applicant: **salesforce.com, inc.**, San Francisco, CA (US)

(72) Inventors: **Yuseung Kim**, San Francisco, CA (US);
Anwasha Samanta, Sunnyvale, CA (US)

(73) Assignee: **salesforce.com, inc.**, San Francisco, CA (US)

(**) Term: **15 Years**

(21) Appl. No.: **29/576,490**

(22) Filed: **Sep. 2, 2016**

(51) **LOC (10) Cl.** **14-04**

(52) **U.S. Cl.**
USPC **D14/485**

(58) **Field of Classification Search**
USPC D14/485-495; D20/11; D21/324, 325
CPC G06F 1/16; G06F 3/04812; G06F 3/04817;
G06F 3/0482; G06F 3/0484; G06F 3/04842;
G06F 3/04847; G06F 17/30554; G06T 11/20;
G06T 11/206; G06Q 30/02; H04L 29/06; H04L 29/08
See application file for complete search history.

(56) **References Cited**

U.S. PATENT DOCUMENTS

D441,761 S * 5/2001 Machida D14/486
D652,048 S 1/2012 Joseph
D682,846 S * 5/2013 Cojuangco D14/485
D694,253 S * 11/2013 Helm D14/485
D736,249 S * 8/2015 Omiya D14/488
D737,840 S * 9/2015 Omiya D14/486
D748,126 S * 1/2016 Sarukkai D14/486
D756,371 S 5/2016 Bertnick et al.
D759,073 S * 6/2016 Winklevoss D14/486

OTHER PUBLICATIONS

Weigel, Edward K., "Salesforce Com CRM Animated Time Price Theory Charts", posted at youtube.com, Oct. 4, 2014, [site visited Jul. 24, 2017]. Available from Internet: <https://www.youtube.com/watch?v=8Zqs4zGOJTY>.*

(Continued)

Primary Examiner — Karen E Kearney
Assistant Examiner — John M Otte

(74) *Attorney, Agent, or Firm* — Sterne, Kessler, Goldstein & Fox P.L.L.C.

(57) **CLAIM**

The ornamental design for a display screen or portion thereof with animated graphical user interface, as shown and described.

DESCRIPTION

FIG. 1 is a front view of a display screen or portion thereof with animated graphical user interface showing a first image of the claimed design;

FIG. 2 is a second image thereof; and,

FIG. 3 is a third image thereof.

The outermost broken lines in FIGS. 1-3 show a display screen or portion thereof, and form no part of the claimed design. The other broken lines in FIGS. 1-3 show portions of the animated graphical user interface that form no part of the claimed design.

The appearance of the animated images transitions between the images shown in FIGS. 1-3. The process or period in which one image transitions to another forms no part of the claimed design.

1 Claim, 3 Drawing Sheets



(56)

References Cited

U.S. PATENT DOCUMENTS

2007/0094076 A1* 4/2007 Perkowski G06Q 30/02
705/14.51
2015/0205930 A1 7/2015 Shaanan et al.
2016/0103581 A1* 4/2016 Kim G06F 3/0482
715/711
2016/0104305 A1* 4/2016 Kim G06T 11/206
345/440

OTHER PUBLICATIONS

“Sales Dashboards—Visualizing Sales Data—32 Dashboard Examples & Implementations”, posted at chandoo.org, Jan. 4, 2010, [site visited Jul. 24, 2017]. Available from Internet: <http://chandoo.org/wp/2010/01/04/sales-dashboards>.*

Skok, David, “SaaS Metrics 2.0—A Guide to Measuring and Improving what Matters”, posted at forentrepreneurs.com, Aug. 18, 2016, [site visited Jul. 24, 2017]. Available from Internet: <https://web.archive.org/web/20160818064630/http://www.forentrepreneurs.com/saas-metrics-2>.*

“Animated graphs in aftereffects”, posted at youtube.com, May 19, 2016, [site visited Jul. 24, 2017]. Available from Internet: <https://www.youtube.com/watch?v=SDDNMp1hNI4>.*

U.S. Appl. No. 29/576,486, filed Sep. 2, 2016; Kim et al.

U.S. Appl. No. 29/576,488, filed Sep. 2, 2016; Kim et al.

U.S. Appl. No. 29/576,489, filed Sep. 2, 2016; Kim et al.

* cited by examiner

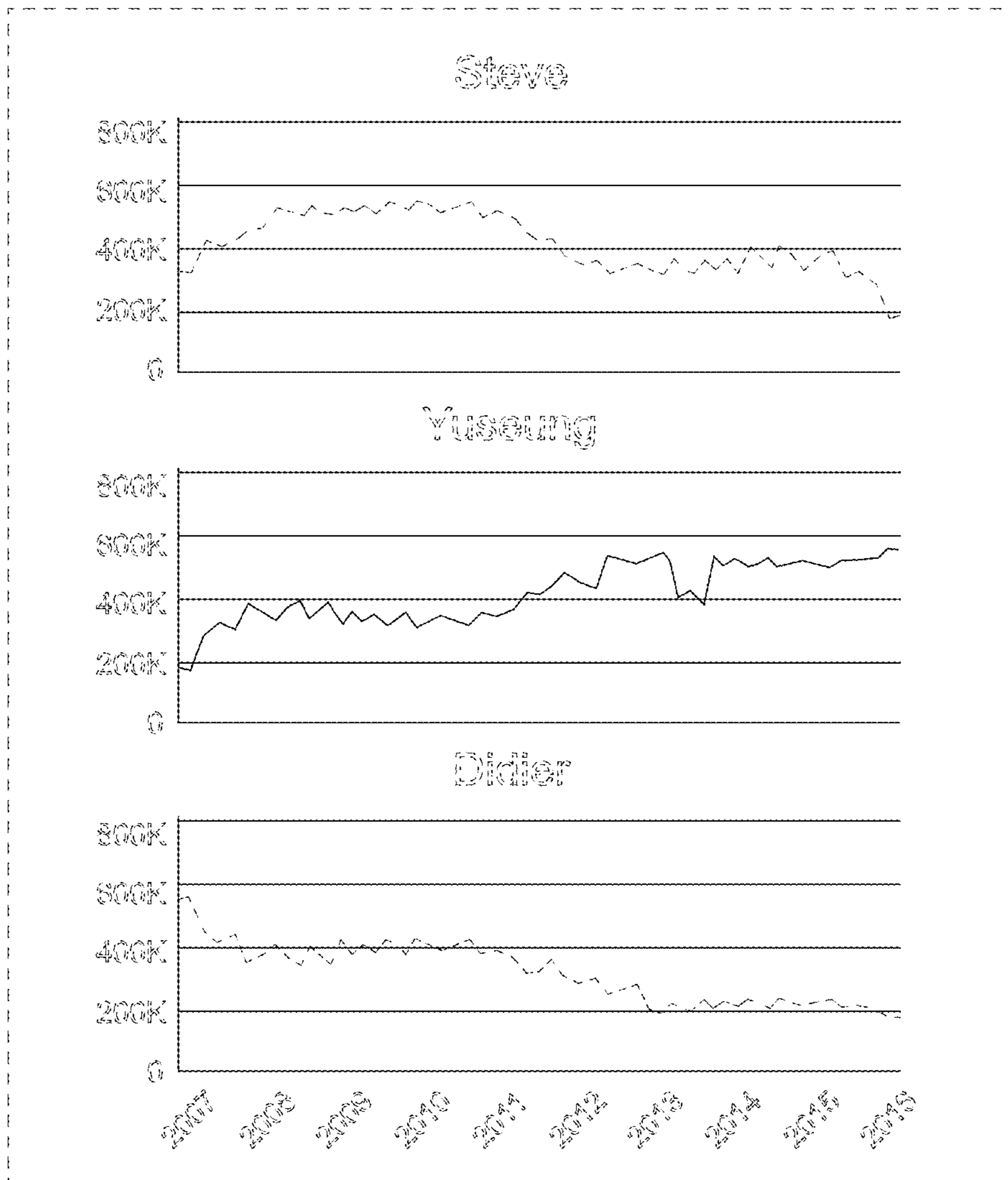


FIG. 1

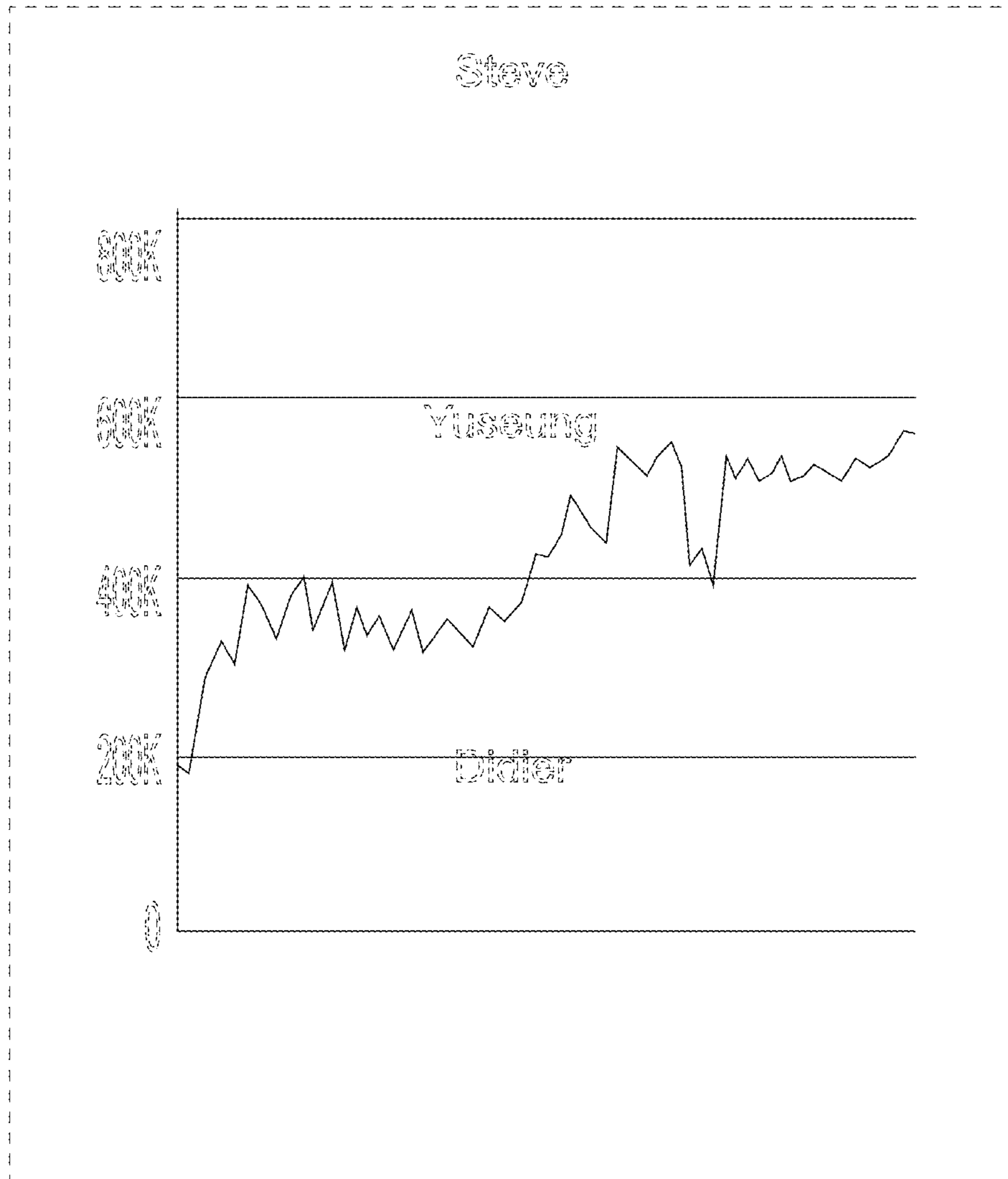


FIG. 2

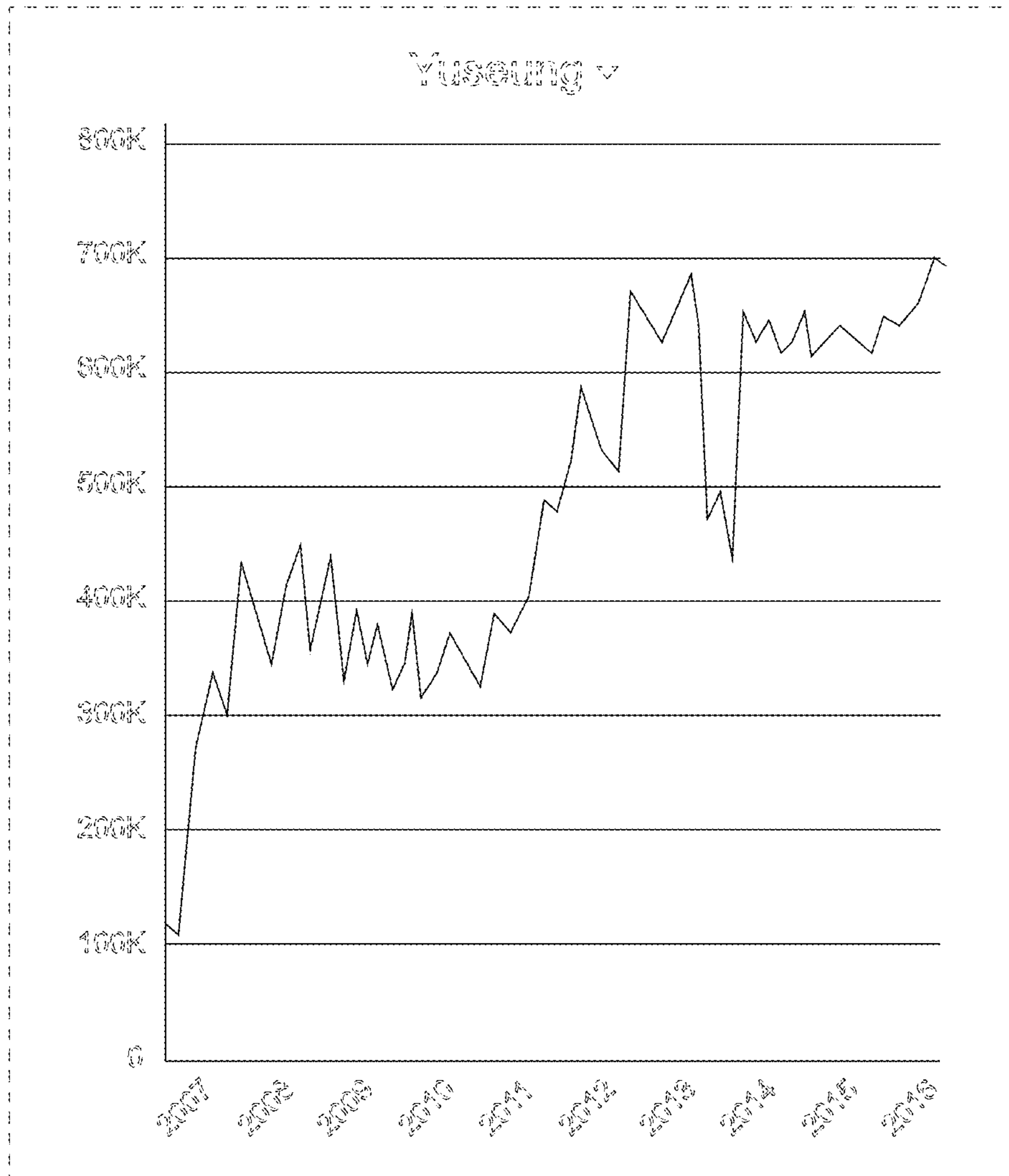


FIG. 3