



US00D800137S

(12) **United States Design Patent** (10) **Patent No.:** **US D800,137 S**
Chen (45) **Date of Patent:** **** Oct. 17, 2017**

(54) **KEYBOARD HOLDER**

97/08; A47B 23/002; A47B 23/00; A47B 83/02; A47C 7/70; B44D 3/02

(71) Applicant: **Shenzhen Shenghaina Technology Co., Ltd.**, Shenzhen, Guangdong (CN)

See application file for complete search history.

(72) Inventor: **Xiaowei Chen**, Guangdong (CN)

(56) **References Cited**

(73) Assignee: **Shenzhen Shenghaina Technology Co., Ltd.**, Shenzhen (CN)

U.S. PATENT DOCUMENTS

(**) Term: **15 Years**

| | | | | | | |
|-----------|----|---|---------|---------|-------|-------------|
| D288,097 | S | * | 2/1987 | Harter | | D14/457 |
| D295,748 | S | * | 5/1988 | Day | | D14/451 |
| D337,322 | S | * | 7/1993 | Yang | | D14/389 |
| D555,655 | S | * | 11/2007 | Iu | | D14/447 |
| D673,571 | S | * | 1/2013 | Akana | | D14/447 |
| D723,572 | S | * | 3/2015 | Akana | | D14/447 |
| D724,597 | S | * | 3/2015 | Akana | | D14/447 |
| D737,829 | S | * | 9/2015 | Lee | | D14/447 |
| 9,218,024 | B2 | * | 12/2015 | Gengler | | G06F 1/1632 |
| D784,351 | S | * | 4/2017 | Akana | | D14/447 |

(21) Appl. No.: **29/566,865**

(22) Filed: **Jun. 3, 2016**

(51) **LOC (10) Cl.** **14-02**

* cited by examiner

(52) **U.S. Cl.**
USPC **D14/457**

Primary Examiner — Freda S Nunn

(58) **Field of Classification Search**
USPC D14/138, 247, 341–346, 391–399, 434, D14/451, 455–457, 447; D18/1, 2, 7, 11, D18/4.1–4.6, 24–28; 178/17 A, 17 C; 200/5 A, 5 R, 6 A, 6 R, 341; 235/145 A, 235/145 R; 341/22, 23; 345/160, 168, 345/169; 361/679.08, 679.09, 679.11, 361/679.12; 400/484–489, 492, 682; 455/418, 550.1, 556.2, 575.1, 575.3, 455/575.4

(74) *Attorney, Agent, or Firm* — Rankin, Hill & Clark LLP

CPC H03M 11/00; H01H 13/14; H01H 13/84; B41J 5/00; B41J 5/12; B41J 5/10; H03K 17/94; G06F 1/1626; G06F 1/1632; G06F 1/1616; G06F 3/0221; A47B 23/043; A47B 23/001; A47B 2023/049; A47B


(57) **CLAIM**

The ornamental design for a keyboard holder, as shown and described.

DESCRIPTION

FIG. 1 is a front view of a keyboard holder.
FIG. 2 is a rear view of the keyboard holder.
FIG. 3 is a left side view of the keyboard holder.
FIG. 4 is a right side view of the keyboard holder.
FIG. 5 is a top view of the keyboard holder; and,
FIG. 6 is a bottom view of the keyboard holder.

1 Claim, 3 Drawing Sheets






FIG. 1

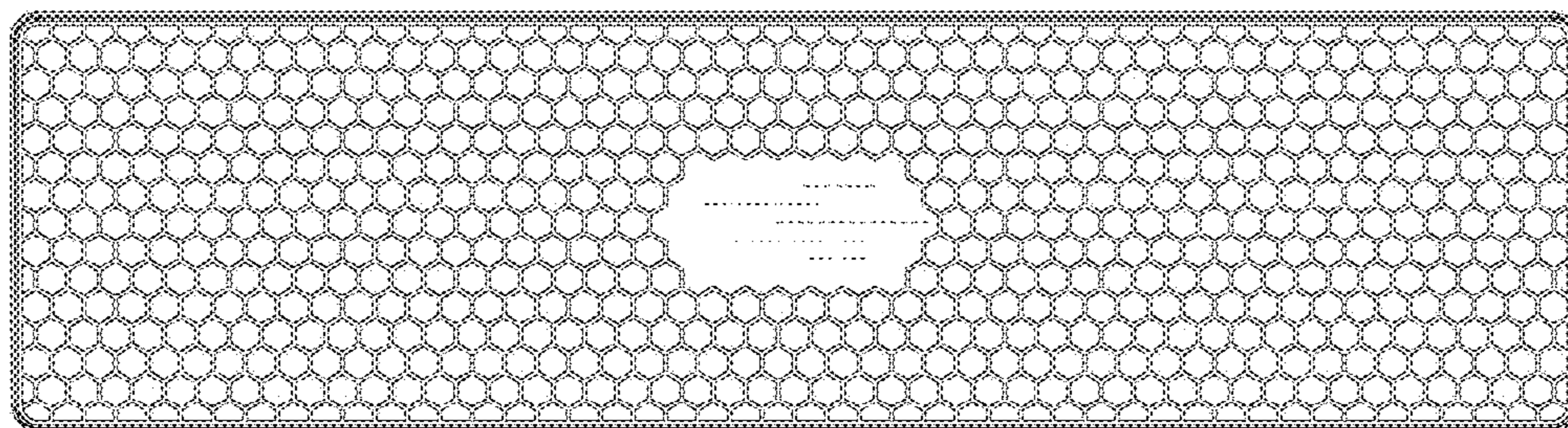


FIG. 2



FIG.3



FIG.4



FIG.5




FIG.6