



US00D800092S

(12) **United States Design Patent**
Paterson et al.

(10) **Patent No.:** **US D800,092 S**

(45) **Date of Patent:** **** Oct. 17, 2017**

(54) **COMMUNICATIONS HEADSET OR HEADPHONE**

(71) Applicant: **Plantronics, Inc.**, Santa Cruz, CA (US)

(72) Inventors: **Nicholas W Paterson**, Santa Cruz, CA (US); **Barry C Ferris**, Santa Cruz, CA (US)

(73) Assignee: **Plantronics, Inc.**, Santa Cruz, CA (US)

(**) Term: **15 Years**

(21) Appl. No.: **29/567,430**

(22) Filed: **Jun. 8, 2016**

(51) **LOC (10) Cl.** **14-01**

(52) **U.S. Cl.**
USPC **D14/206**

(58) **Field of Classification Search**
USPC D14/206, 205, 188, 192; 181/129, 130, 181/135; 379/430, 431; 381/380, 381; D29/112; 2/209
CPC H04R 1/1066; H04R 1/1016; H04R 25/00; H04R 1/105; H04R 5/033; H04R 5/0335; H04R 1/1091; H04R 1/1058; H04R 1/02
See application file for complete search history.

(56) **References Cited**

U.S. PATENT DOCUMENTS

- 1,560,718 A * 11/1925 Nowosielski H04R 1/1066
381/377
- 3,408,658 A * 11/1968 Beguin A61F 11/14
128/866
- 3,562,816 A * 2/1971 Hutchinson A61F 11/14
2/209
- D244,300 S * 5/1977 Besasie D14/205
- D254,183 S * 2/1980 Doodson D14/205
- 4,615,050 A * 10/1986 Lonnstedt A61F 11/14
181/129

- D302,429 S * 7/1989 Leer D14/137
- D313,092 S * 12/1990 Nilsson D14/205
- 5,068,923 A * 12/1991 Sjoqvist A61F 11/14
181/129
- D358,390 S * 5/1995 Hayashi D14/205
- D358,391 S * 5/1995 Isono D14/205
- D376,598 S * 12/1996 Hayashi D14/205
- 5,793,878 A * 8/1998 Chang H04R 5/0335
381/370
- 6,016,347 A * 1/2000 Magnasco H04R 1/1041
379/430
- 6,038,312 A * 3/2000 Bromley H04M 1/05
379/430
- 6,496,589 B1 * 12/2002 Pham H04R 1/08
381/370
- 6,611,963 B2 * 9/2003 Woo A61F 11/14
2/209
- 6,678,897 B2 * 1/2004 Lindgren A61F 11/14
181/129

(Continued)

Primary Examiner — Paula Greene

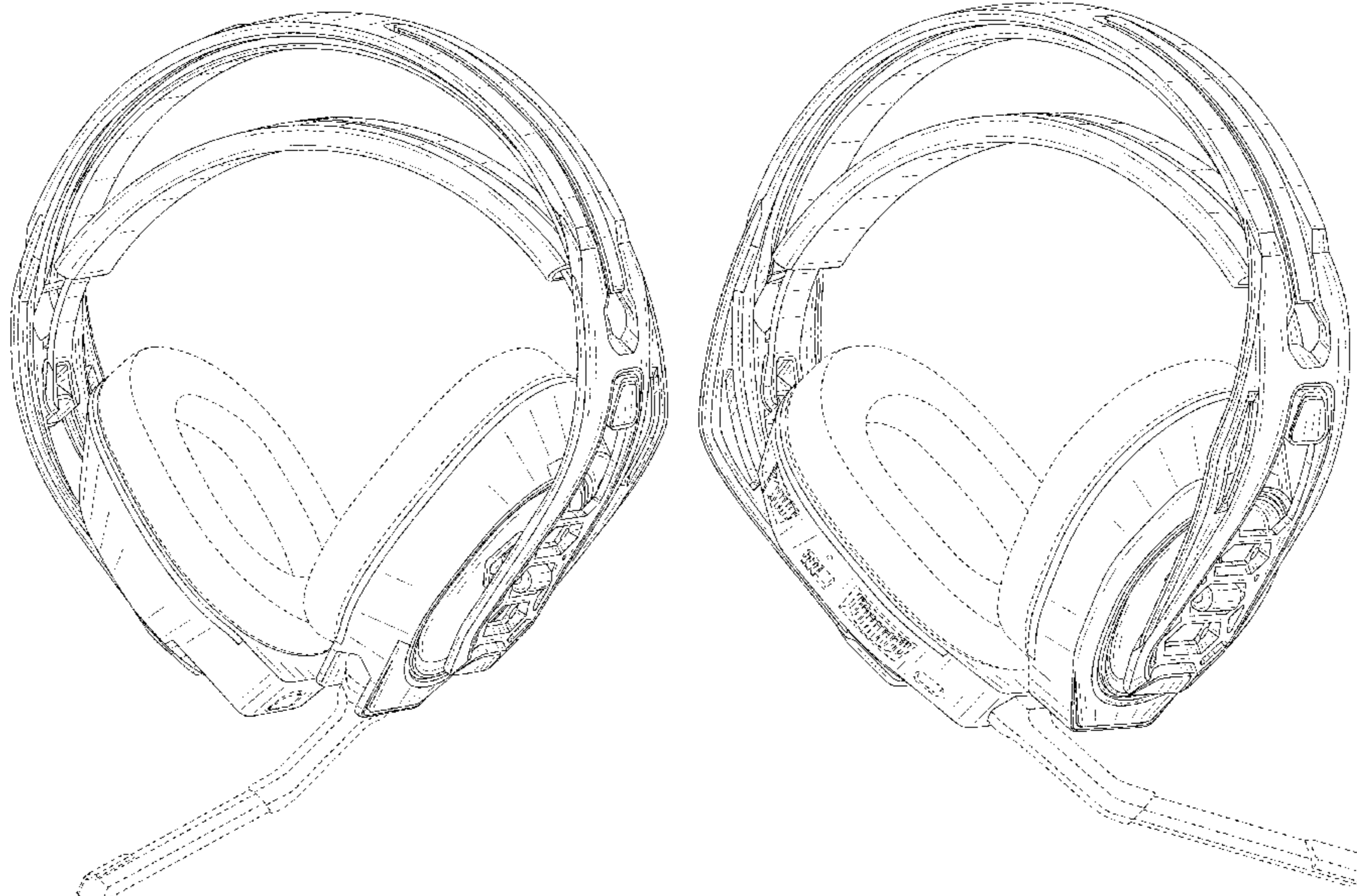
(57) **CLAIM**

The ornamental design for a communications headset or headphone, as shown and described.

DESCRIPTION

FIG. 1 is a front-right perspective view of a communications headset or headphone showing my new design; FIG. 2 is a back-left perspective view thereof; FIG. 3 is a back view thereof; FIG. 4 is a front view thereof; FIG. 5 is a right side view thereof; FIG. 6 is a left side view thereof; FIG. 7 is a top view thereof; and, FIG. 8 is a bottom view thereof. The broken lines showing the unclaimed features form no part of the claimed design.

1 Claim, 8 Drawing Sheets



(56)

References Cited

U.S. PATENT DOCUMENTS

6,724,906 B2 * 4/2004 Naksen H04R 1/1066
 381/370
 D514,087 S * 1/2006 Wilson D14/206
 D517,527 S * 3/2006 Suzuki D14/205
 D549,688 S * 8/2007 Suzuki D14/205
 7,457,649 B1 * 11/2008 Wilson H04R 1/1025
 379/428.02
 D613,266 S * 4/2010 Barry D14/205
 7,735,154 B2 * 6/2010 Gellis A61F 11/14
 2/209
 D635,958 S * 4/2011 Ando D14/205
 D641,727 S * 7/2011 Krauss D14/206
 D662,490 S * 6/2012 McSweyn D14/205
 D663,717 S * 7/2012 Hutchieson D14/206
 D672,745 S * 12/2012 Abed D14/205
 D695,263 S * 12/2013 Mogili D14/205
 8,732,864 B2 * 5/2014 Fountain A61F 11/14
 2/209
 D707,200 S * 6/2014 Yang H04R 1/1066
 D14/205
 D713,375 S * 9/2014 Dedinas D14/206
 D724,560 S * 3/2015 Galler D14/205
 D726,146 S * 4/2015 Binder D14/205

D732,001 S * 6/2015 Licht D14/205
 D736,176 S * 8/2015 Rapitsch D14/205
 D757,680 S * 5/2016 Kelly D14/205
 D766,206 S 9/2016 Paterson et al.
 D766,207 S 9/2016 Paterson et al.
 D766,208 S 9/2016 Paterson et al.
 D778,258 S * 2/2017 Hsu D14/205
 D784,957 S * 4/2017 Hsieh D14/205
 D788,071 S * 5/2017 Logan D14/205
 2001/0017925 A1 * 8/2001 Ceravolo H04M 1/05
 381/370
 2003/0037366 A1 * 2/2003 Lindgren A61F 11/14
 2/209
 2003/0210801 A1 * 11/2003 Naksen H04R 1/1066
 381/370
 2006/0083393 A1 * 4/2006 Richenstein H04H 20/62
 381/302
 2006/0104471 A1 * 5/2006 Tsunoda H04R 1/1041
 381/374
 2014/0177884 A1 * 6/2014 Minarik H04R 1/1066
 381/309
 2015/0195640 A1 * 7/2015 Essabar H04R 1/1033
 381/378
 2016/0277828 A1 * 9/2016 Oh H04R 1/105
 2017/0019728 A1 * 1/2017 Cochran H04R 1/1091

* cited by examiner

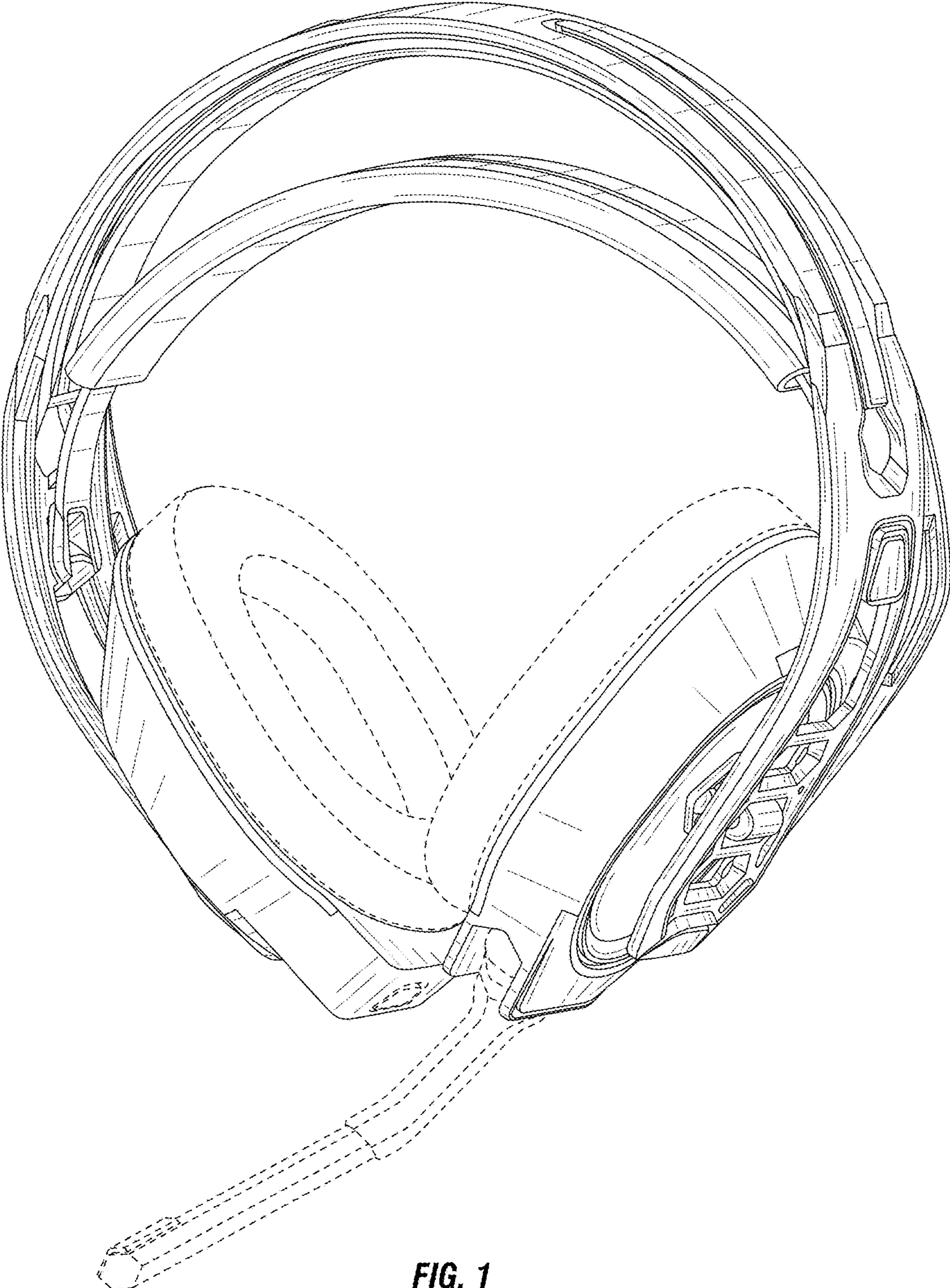


FIG. 1



FIG. 2

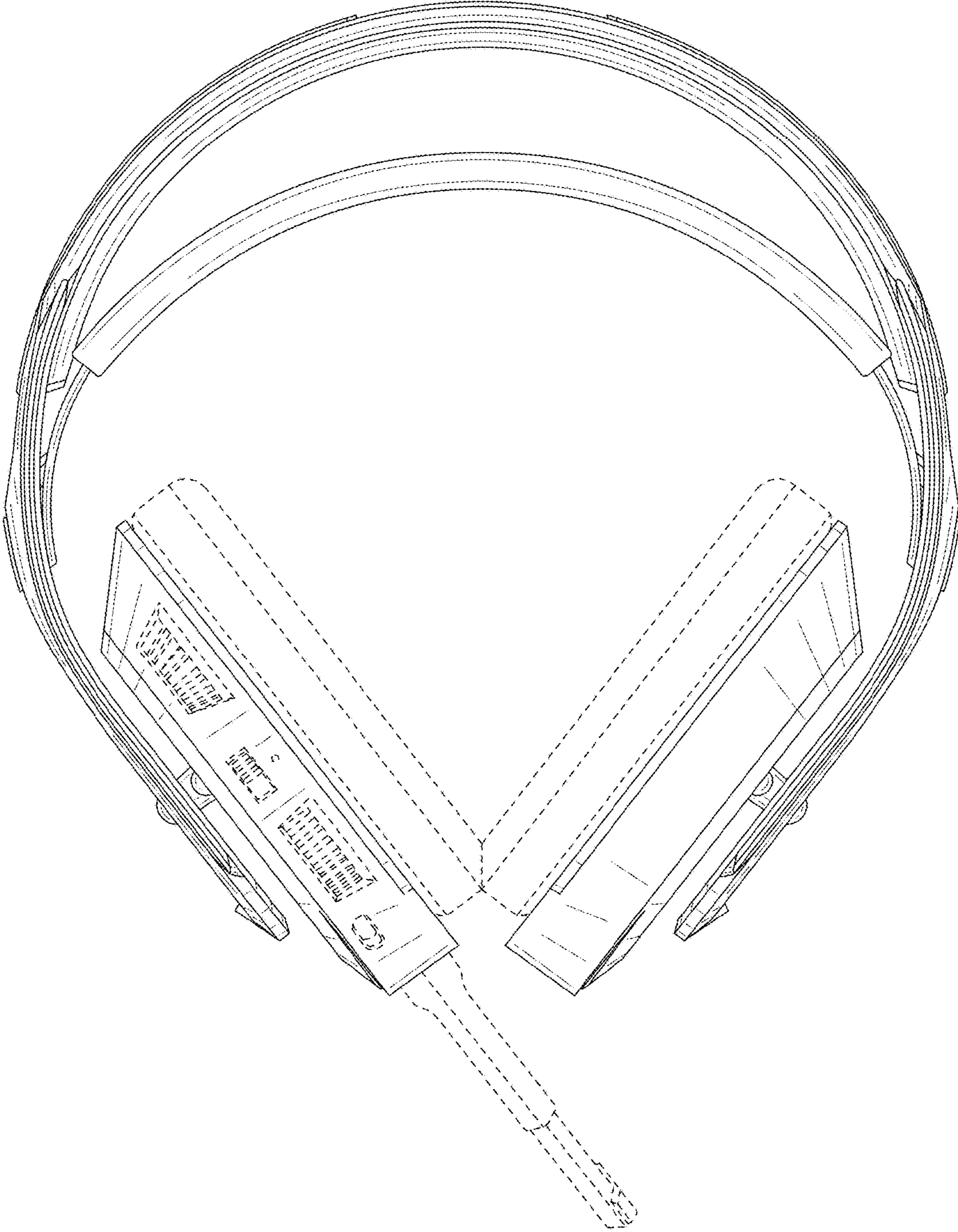


FIG. 3

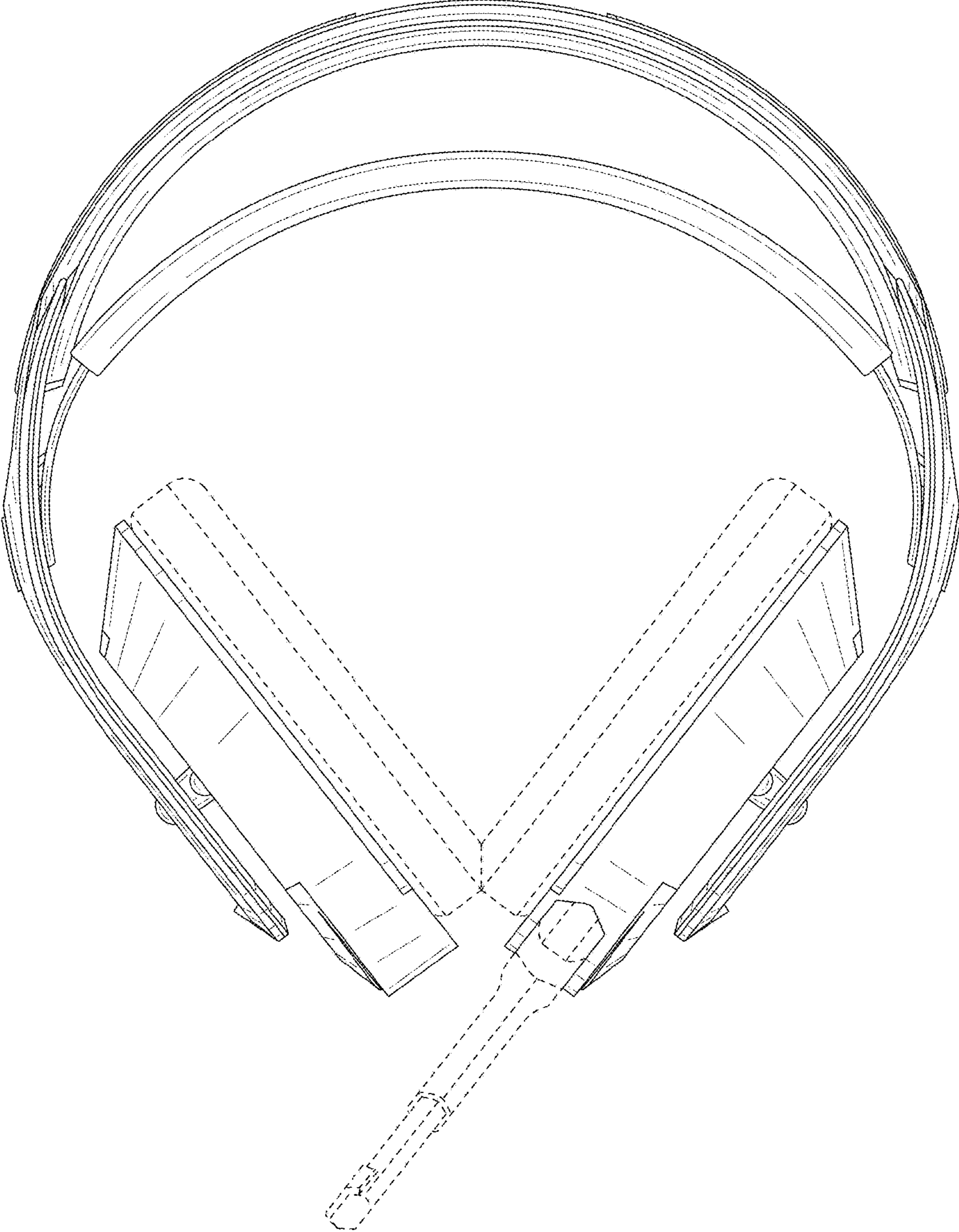


FIG. 4

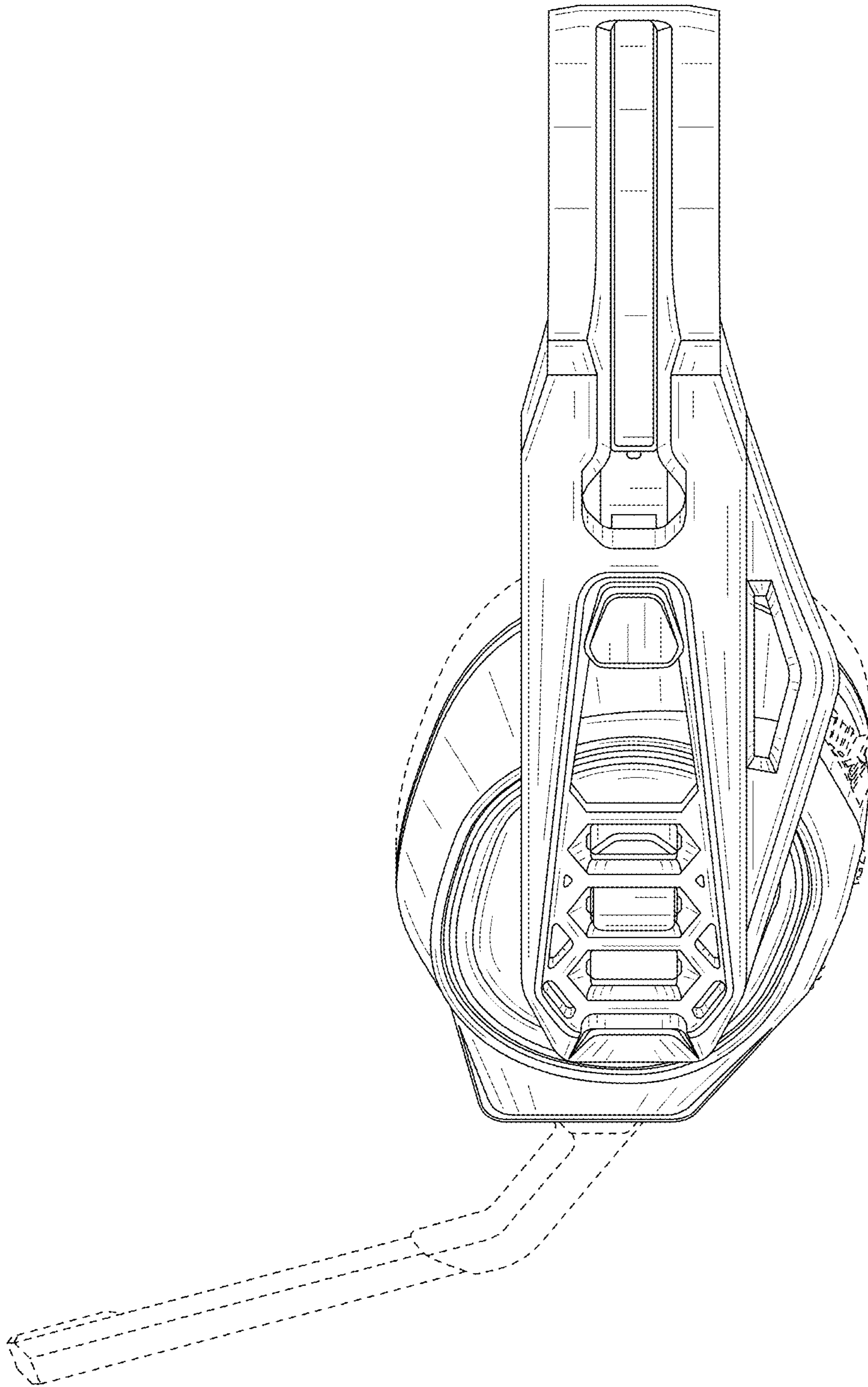


FIG. 5

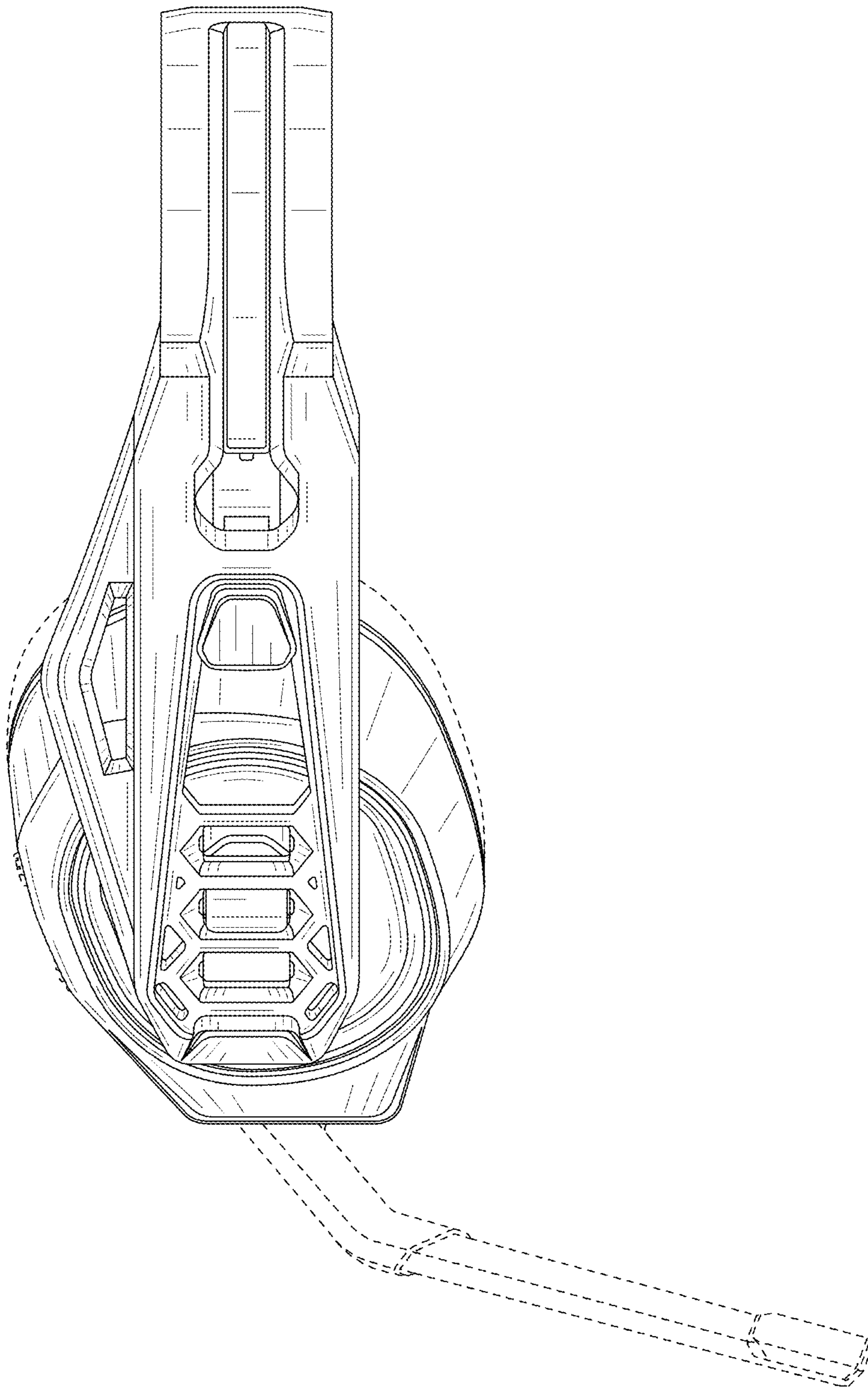


FIG. 6

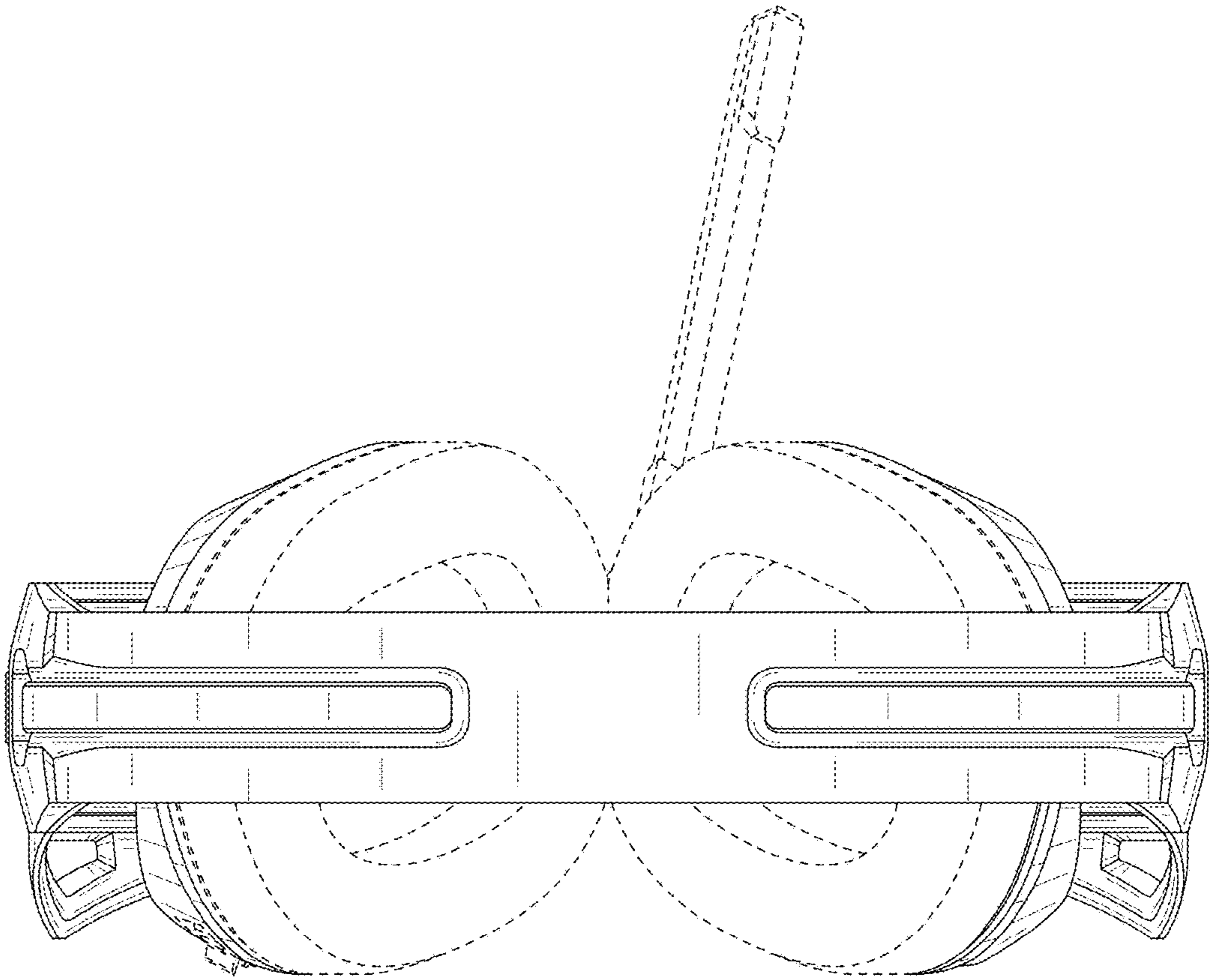


FIG. 7

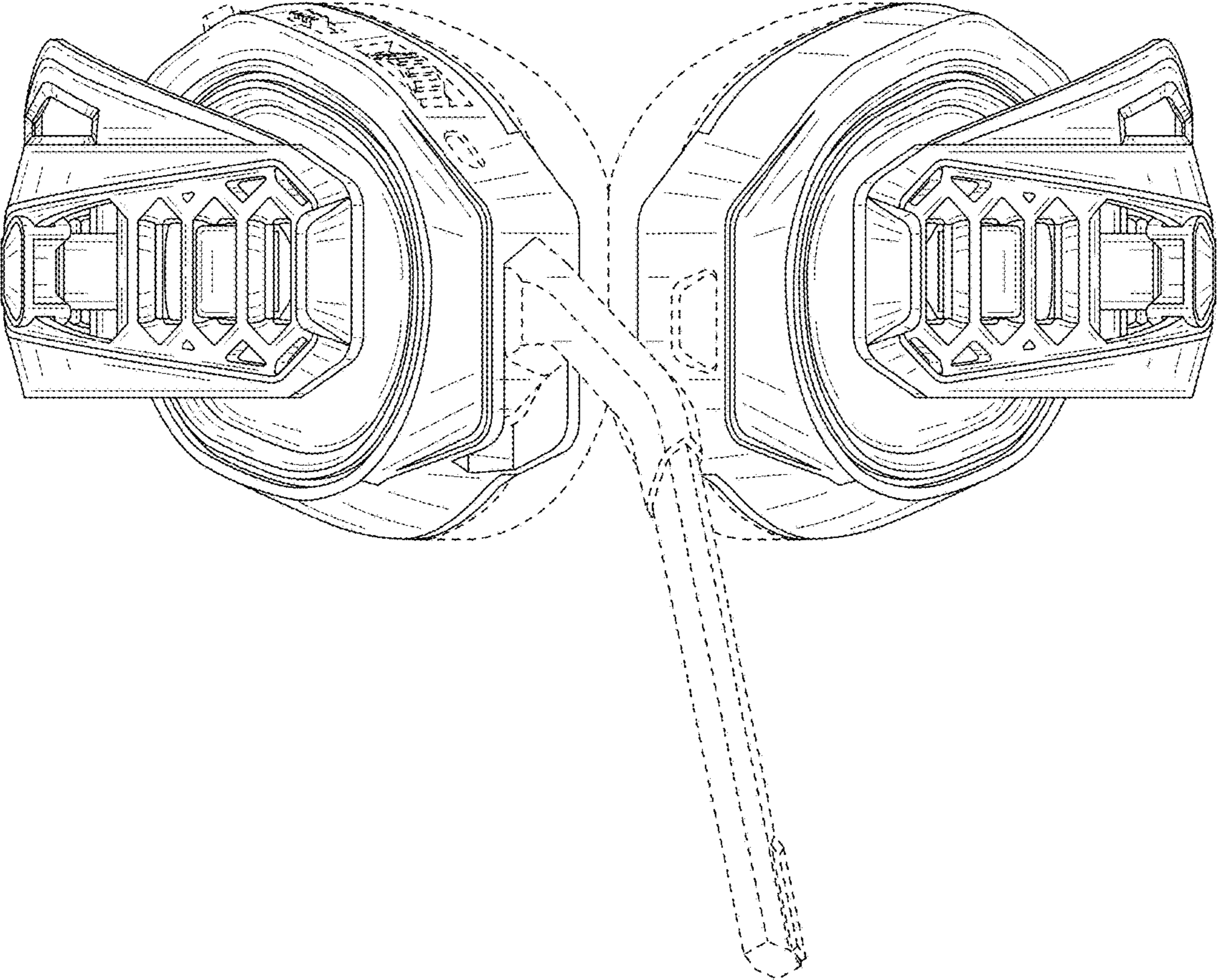


FIG. 8