



US00D800086S

(12) **United States Design Patent** (10) **Patent No.:** **US D800,086 S**
Scherr (45) **Date of Patent:** **** Oct. 17, 2017**

(54) **DICTION DEVICE**
(71) Applicant: **SPEECH PROCESSING SOLUTIONS GmbH, Vienna (AT)**
(72) Inventor: **Johannes Scherr, Vienna (AT)**
(73) Assignee: **Speech Processing Solutions GMBH (AT)**
(**) Term: **15 Years**

D394,261 S * 5/1998 Chan D14/154
D576,999 S * 9/2008 Tofflinger D14/154
D629,788 S * 12/2010 Lee D14/203.3
D646,255 S * 10/2011 Kim D14/138 G
D662,489 S * 6/2012 Yeo D14/203.3
D701,203 S * 3/2014 Katori D14/341
D714,241 S * 9/2014 Kanayama D14/138 G
D738,346 S * 9/2015 Webb D14/154
D741,279 S * 10/2015 Tai D14/138 G
D756,951 S * 5/2016 Kim D14/138 AA
9,386,133 B2 * 7/2016 Chang H04R 1/086

* cited by examiner

(21) Appl. No.: **29/539,662**
(22) Filed: **Sep. 16, 2015**
(30) **Foreign Application Priority Data**

Primary Examiner — Sandra Morris
(74) *Attorney, Agent, or Firm* — Fay Sharpe LLP; James E. Scarbrough

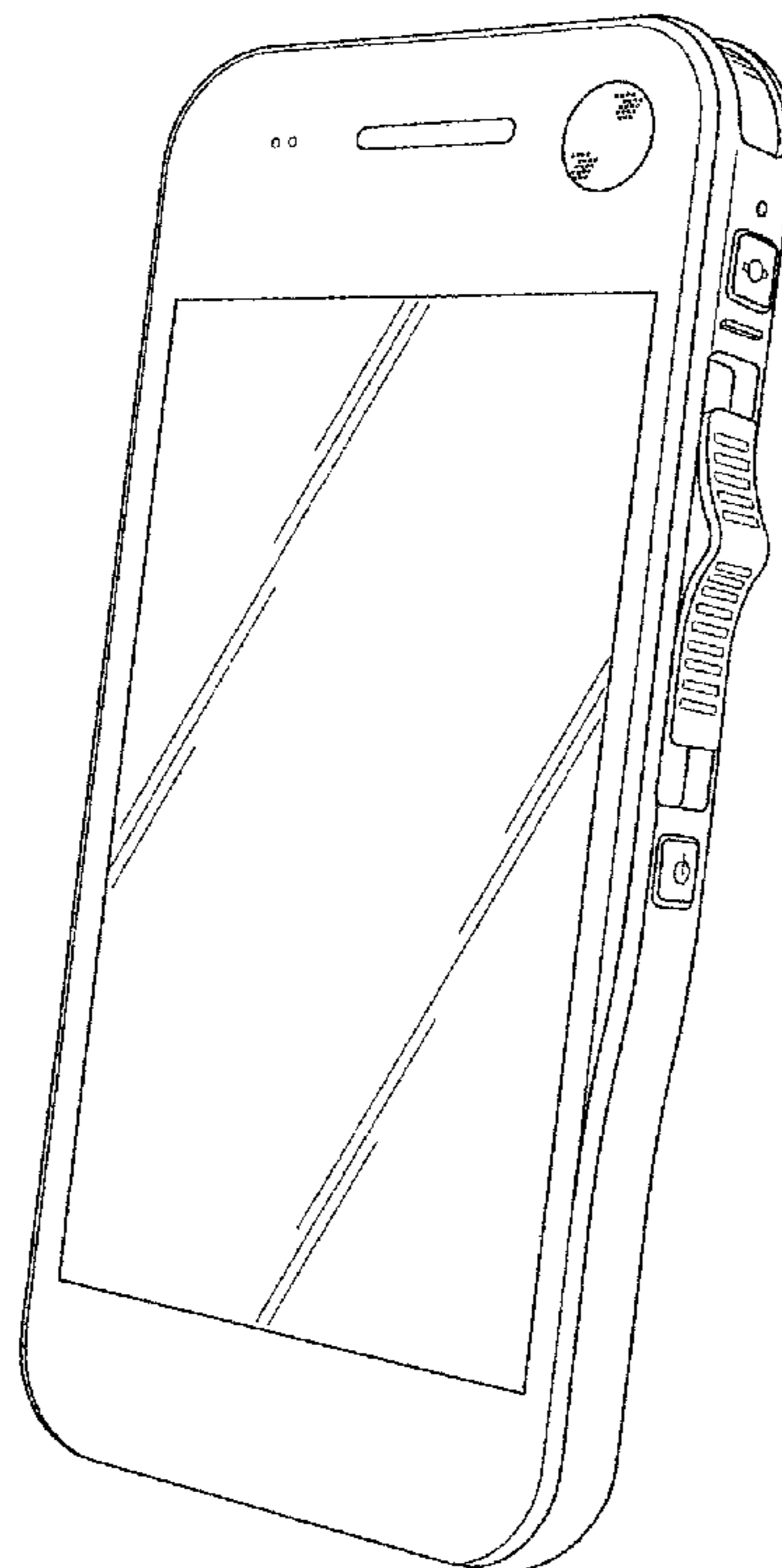
Jun. 18, 2015 (EM) 002721431
(51) **LOC (10) Cl.** **14-01**
(52) **U.S. Cl.**
USPC **D14/154; D14/138 G**
(58) **Field of Classification Search**
USPC D14/138 AA, 138 G, 154, 158, 203.1,
D14/203.3, 203.7, 341; 379/441, 444,
379/447; 381/344, 367
CPC H04R 1/08; H04R 1/083; H04R 1/086
See application file for complete search history.

(57) **CLAIM**
The ornamental design for a dictation device, as shown and described.

(56) **References Cited**
U.S. PATENT DOCUMENTS
D385,274 S * 10/1997 Shimobayashi D14/154
D393,465 S * 4/1998 Chan D14/154

DESCRIPTION
FIG. 1 is a front perspective view of a dictation device;
FIG. 2 is a front elevational view thereof;
FIG. 3 is a left side elevational view thereof;
FIG. 4 is a right side elevational view thereof;
FIG. 5 is a back elevational view thereof;
FIG. 6 is a top plan view thereof; and,
FIG. 7 is a bottom plan view thereof.
The broken lines in FIG. 7 are included for the purpose of illustrating a portion of the bottom that forms no part of the claimed design.

1 Claim, 4 Drawing Sheets



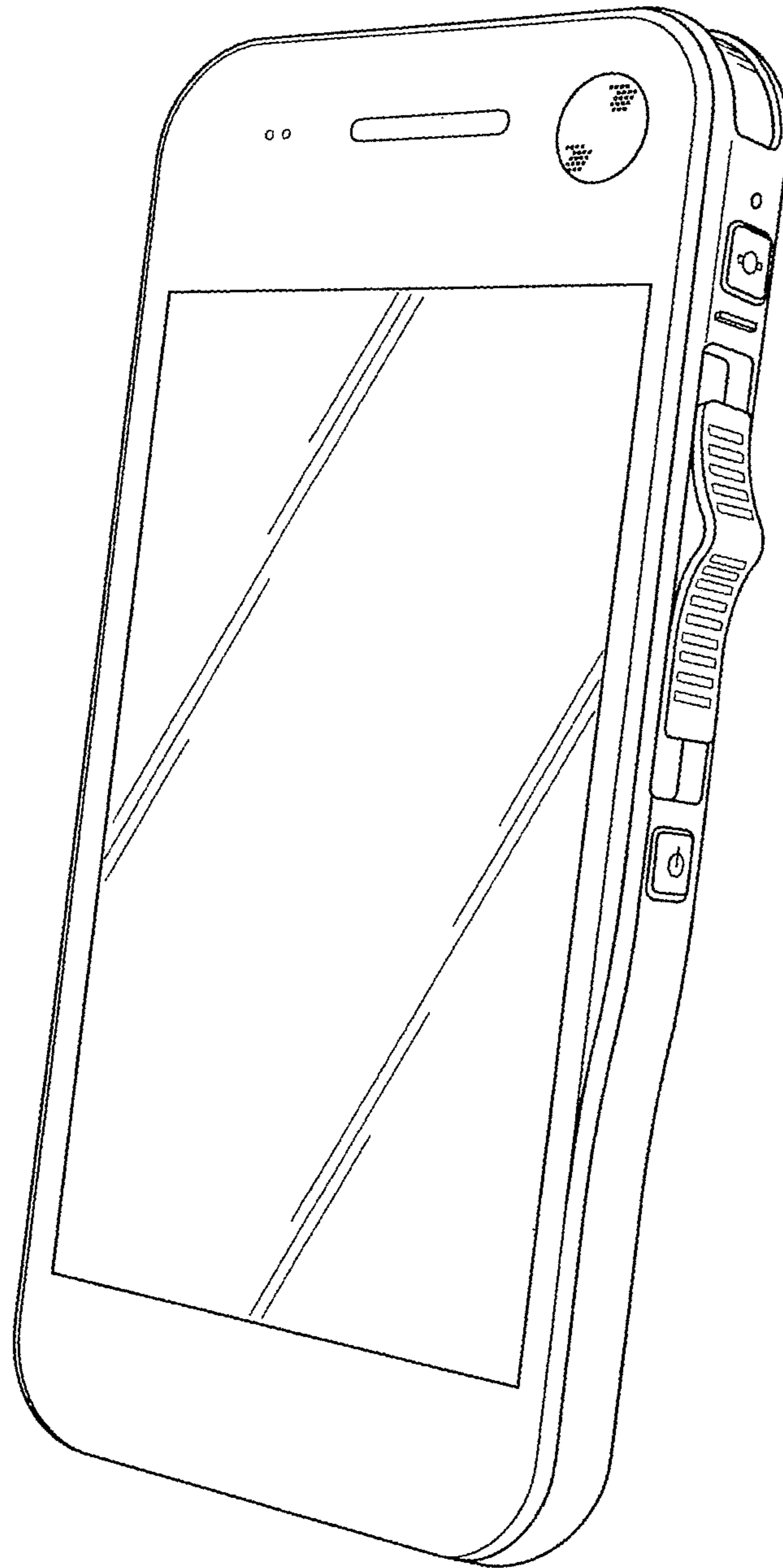


FIG. 1

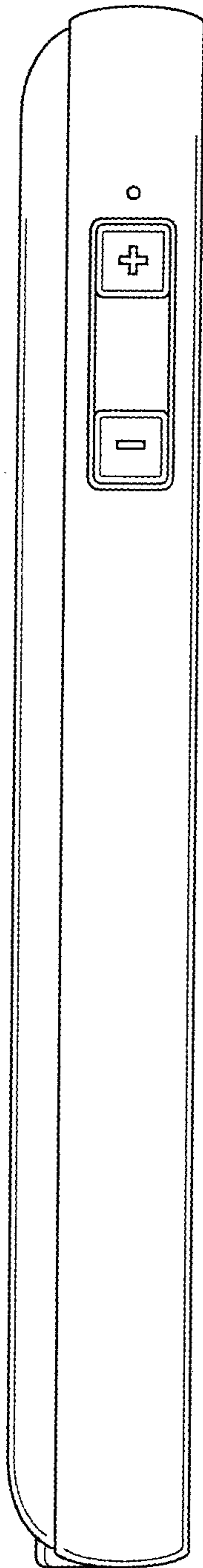


FIG. 3

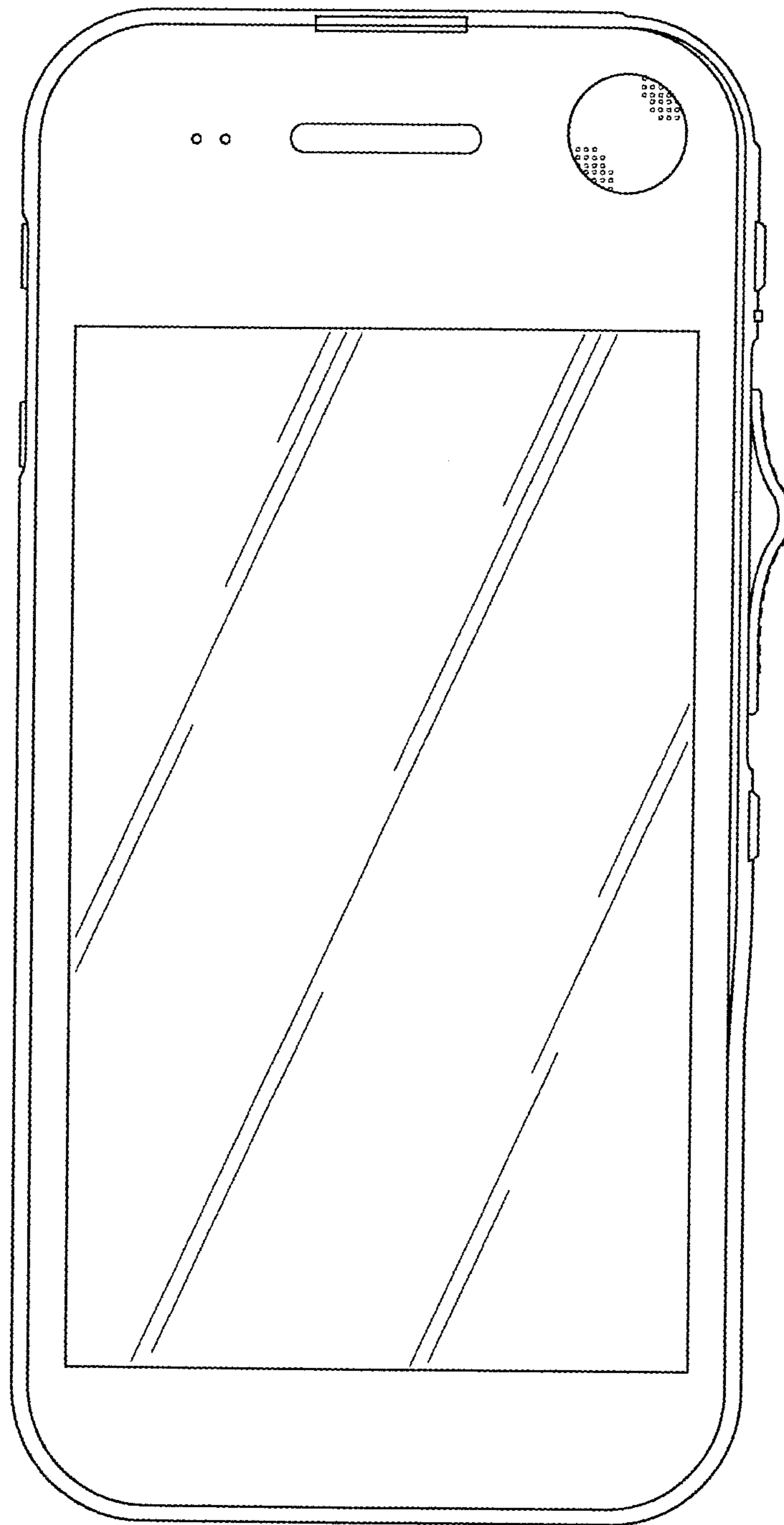


FIG. 2

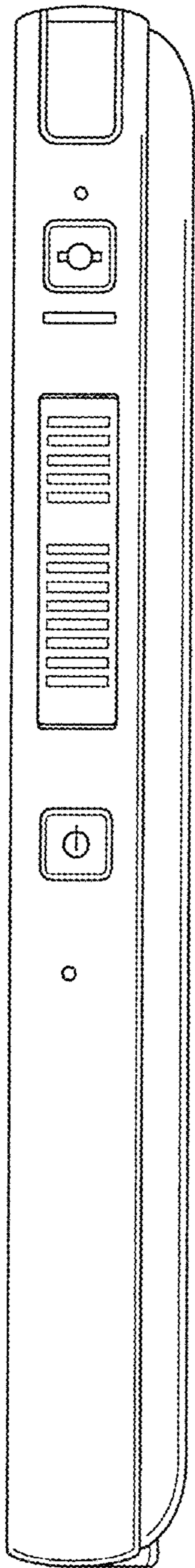


FIG. 4

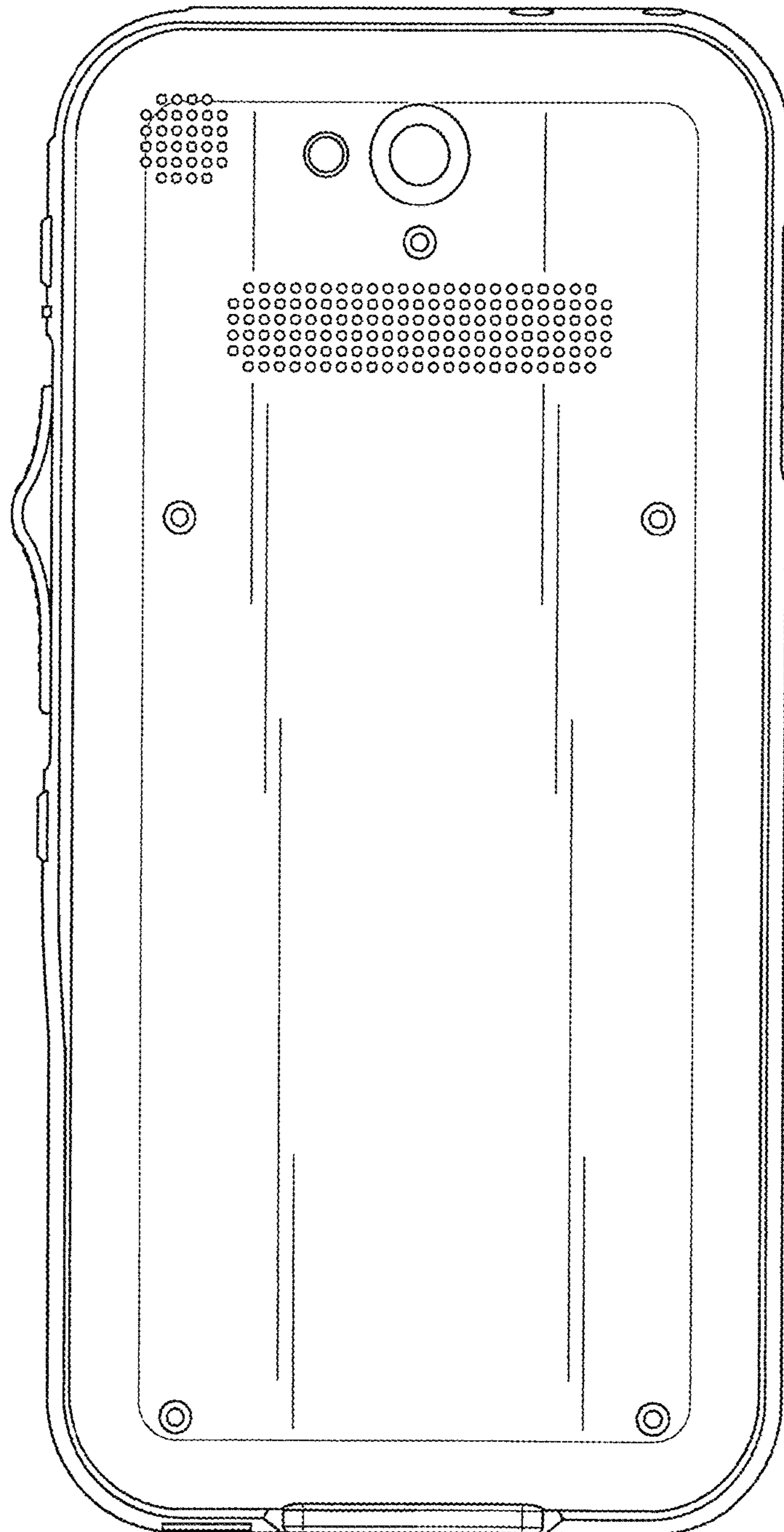


FIG. 5

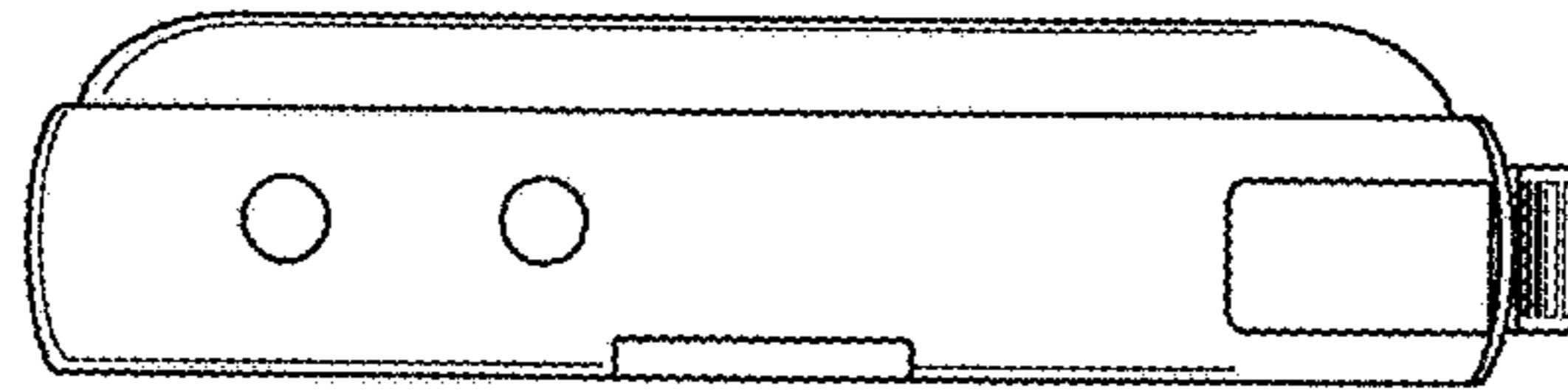


FIG. 6




FIG. 7