

US00D800081S

(12) **United States Design Patent**
Koo et al.

(10) **Patent No.:** **US D800,081 S**

(45) **Date of Patent:** **** Oct. 17, 2017**

(54) **SET-TOP BOX**

(71) Applicant: **Comcast Cable Communications, LLC**, Philadelphia, PA (US)

(72) Inventors: **Wonmo Koo**, Wynnewood, PA (US);
Michael Jou, Philadelphia, PA (US);
Neil Epstein, Havertown, PA (US);
Fraser Stirling, Bryn Mawr, PA (US);
Thomas Loretan, Philadelphia, PA (US)

(73) Assignee: **Comcast Cable Communications, LLC**, Philadelphia, PA (US)

(**) Term: **15 Years**

(21) Appl. No.: **29/568,107**

(22) Filed: **Jun. 15, 2016**

(51) **LOC (10) Cl.** **14-03**

(52) **U.S. Cl.**
USPC **D14/125**

(58) **Field of Classification Search**
USPC D14/125, 357-358, 496, 188, 242, 432;
D13/184; 348/10, 460, 706, 731;
340/825.03; 455/6.1, 6.2; 312/223.1, 7.2
CPC .. H04N 5/50; H04N 5/64; H05K 5/02; H05K
5/03; G06F 1/16
See application file for complete search history.

(56) **References Cited**

U.S. PATENT DOCUMENTS

D631,340 S * 1/2011 Learn D9/430
D710,824 S * 8/2014 Mackiewicz D14/214

D728,577 S * 5/2015 Amit D14/435
D729,163 S * 5/2015 Meyer D13/107
D745,479 S * 12/2015 McManigal D14/125
D782,430 S * 3/2017 Tam D14/125

* cited by examiner

Primary Examiner — Randall Gholson

(74) *Attorney, Agent, or Firm* — Baker & Hostetler LLP

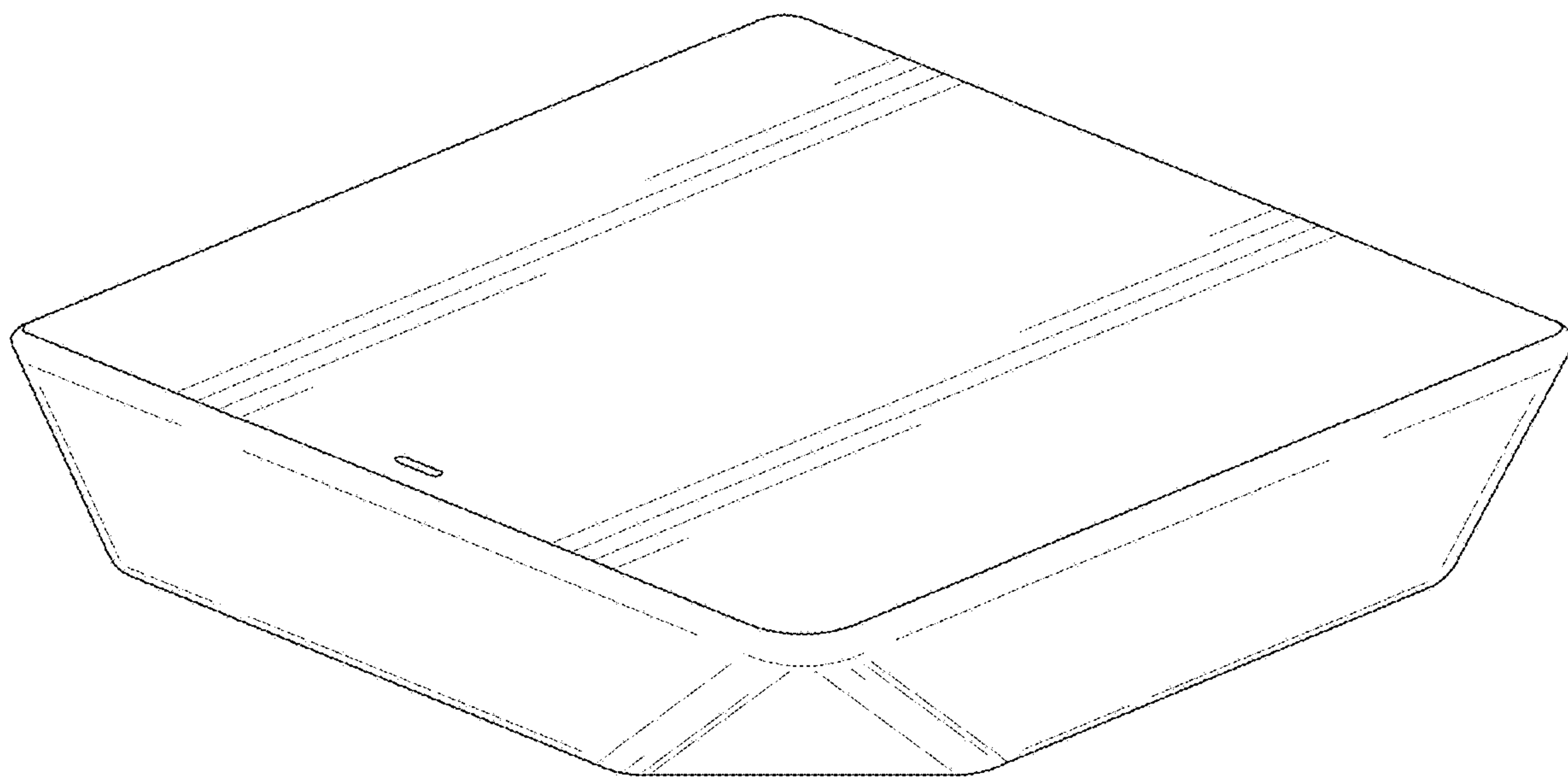
(57) **CLAIM**

The ornamental design for a set-top box, as shown and described.

DESCRIPTION

FIG. 1 is a top perspective view of a set-top box according to an aspect of the present disclosure;
FIG. 2 is a bottom perspective view of the set-top box of FIG. 1;
FIG. 3 is a top view of the set-top box of FIG. 1;
FIG. 4 is a bottom view of the set-top box of FIG. 1;
FIG. 5 is a front view of the set-top box of FIG. 1;
FIG. 6 is a rear view of the set-top box of FIG. 1;
FIG. 7 is a left side view of the set-top box of FIG. 1; and,
FIG. 8 is a right side view of the set-top box of FIG. 1.
The broken line portion “- -” of the drawings is included to show unclaimed subject matter only for the purpose of illustrating environment and forms no part of the claimed design.

1 Claim, 5 Drawing Sheets



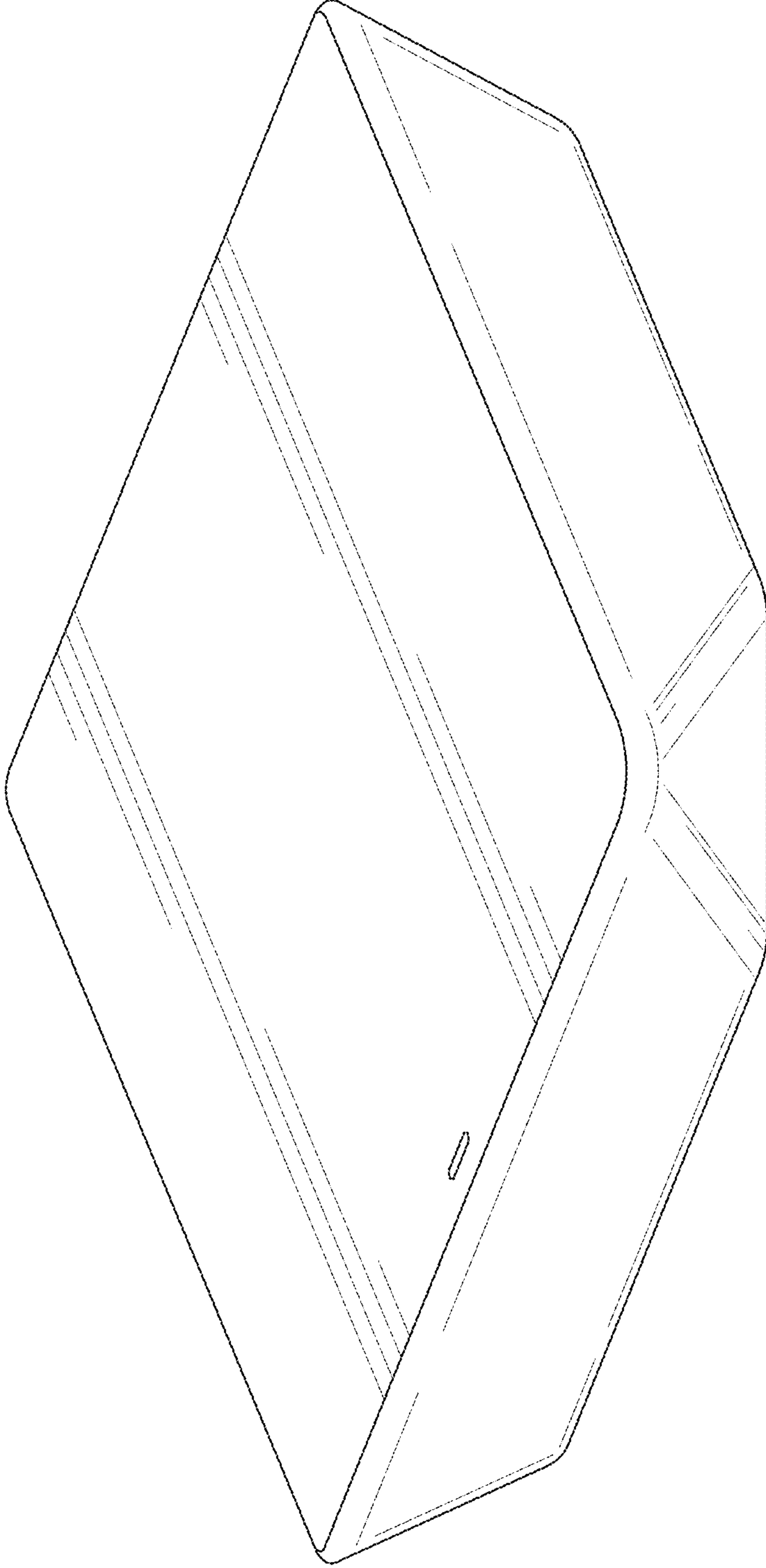


FIG. 1

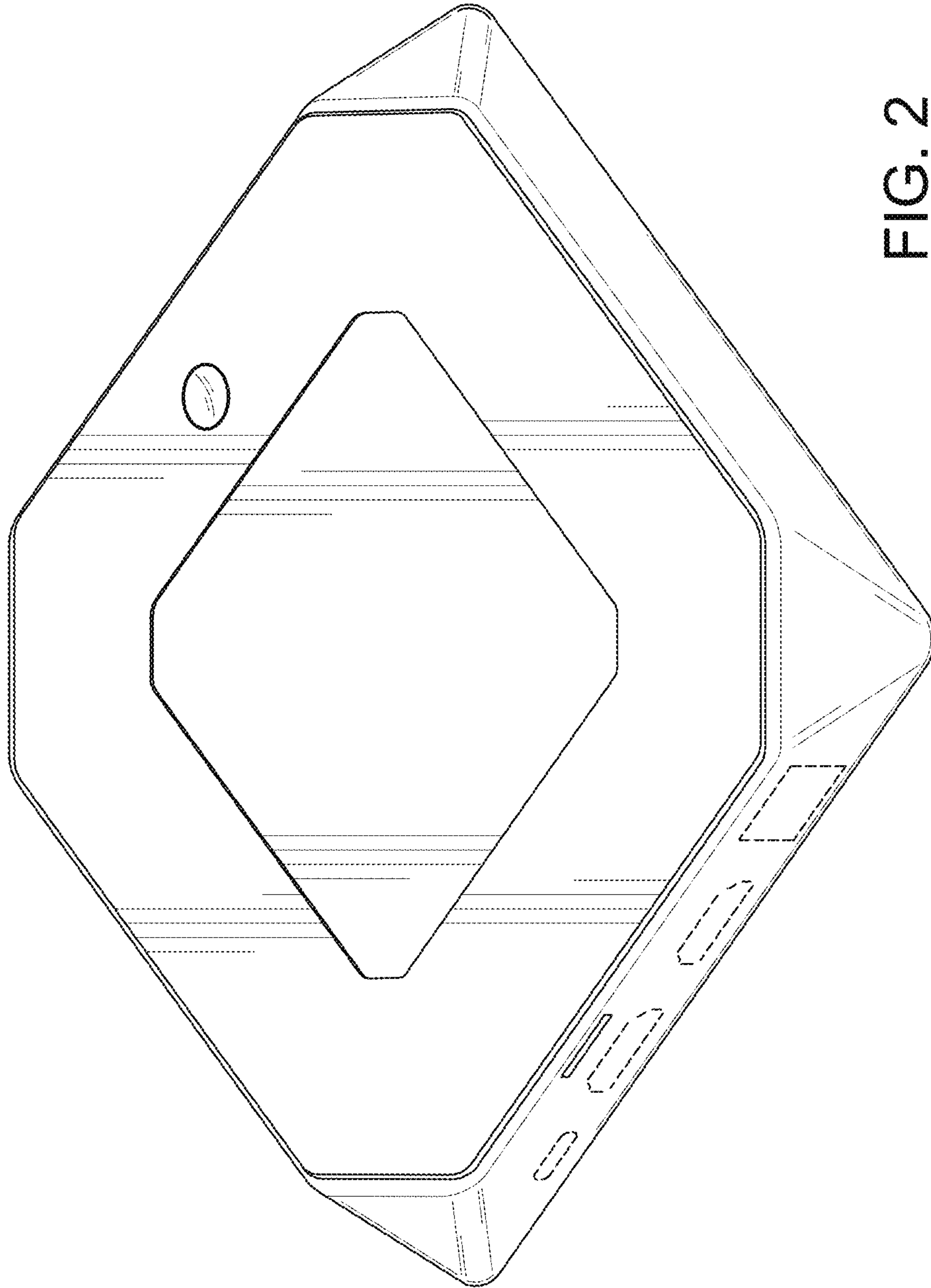


FIG. 2

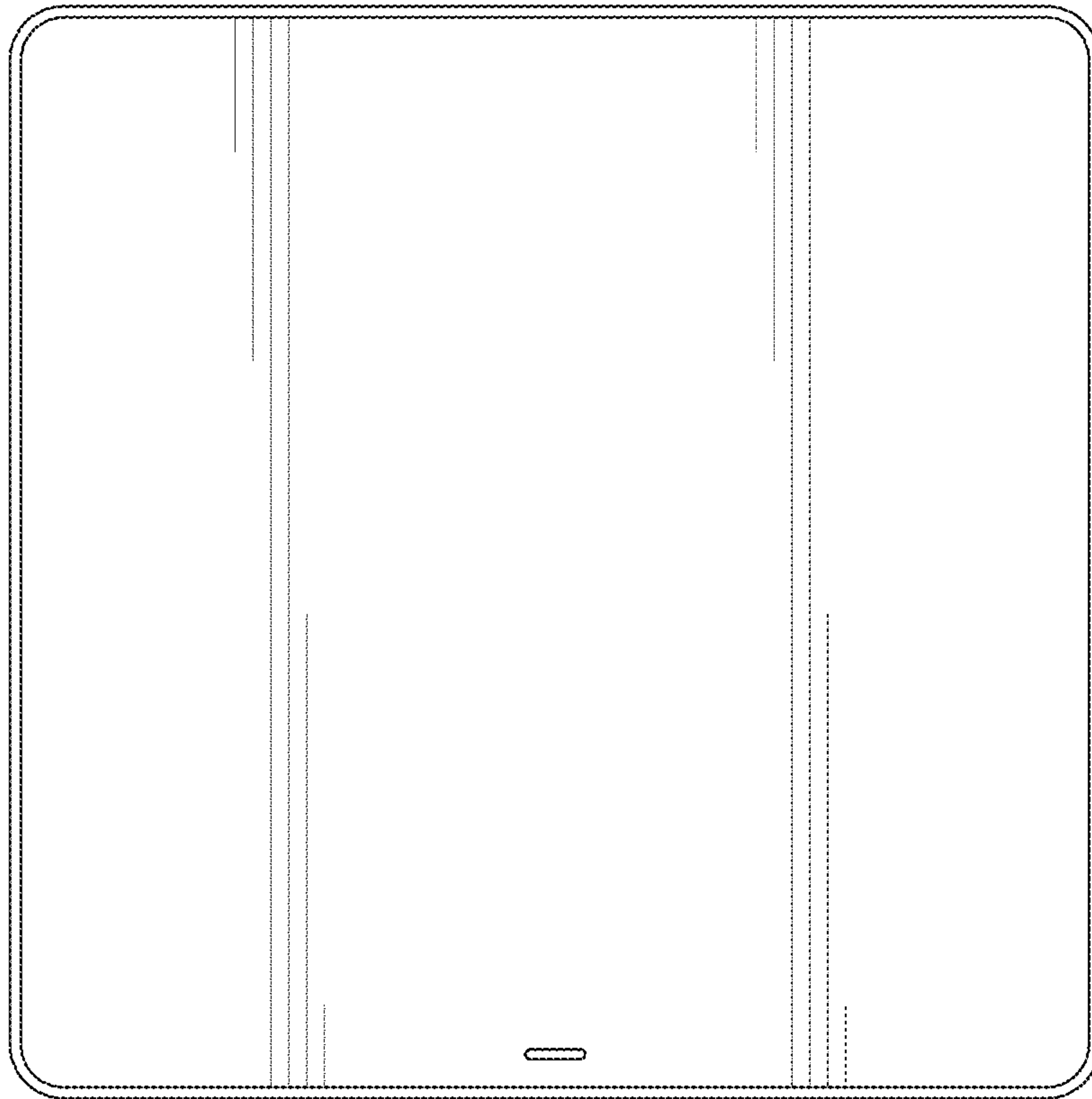


FIG. 3

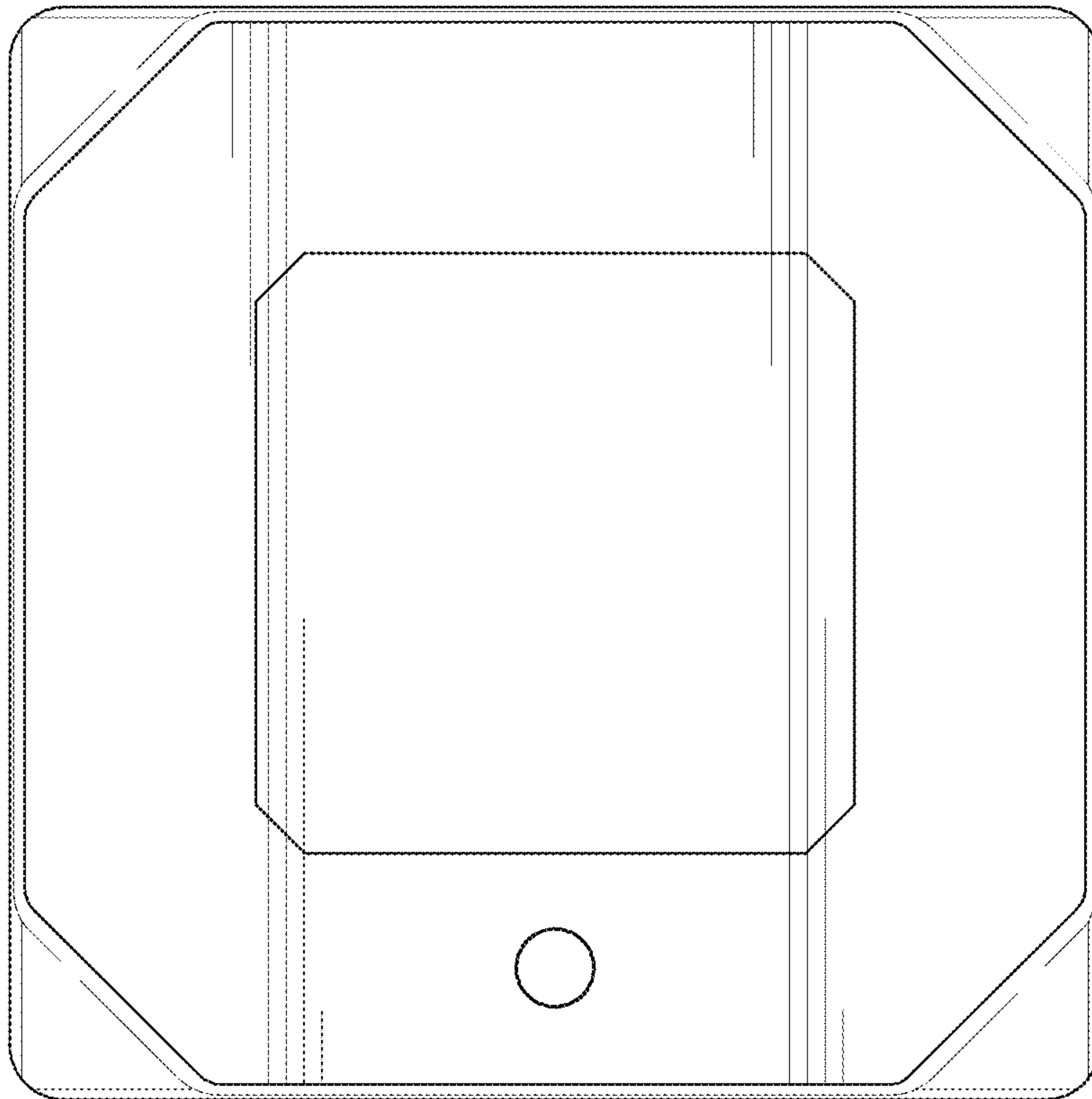


FIG. 4



FIG. 5

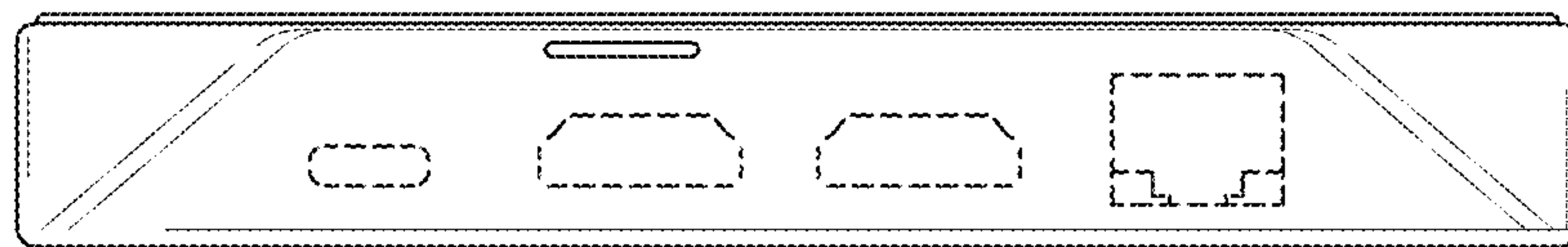


FIG. 6




FIG. 7




FIG. 8