



US00D800069S

(12) **United States Design Patent** (10) **Patent No.:** **US D800,069 S**
Maskaly et al. (45) **Date of Patent:** **** Oct. 17, 2017**

(54) **CONNECTOR PLUG**

(71) Applicant: **Server Technology, Inc.**, Reno, NV (US)

(72) Inventors: **James P. Maskaly**, Reno, NV (US);
Peter Giammona, Reno, NV (US);
Mark Ramsey, Reno, NV (US)

(73) Assignee: **Server Technology, Inc.**, Reno, NV (US)

(**) Term: **15 Years**

(21) Appl. No.: **29/536,459**

(22) Filed: **Aug. 17, 2015**

(51) **LOC (10) Cl.** **13-03**

(52) **U.S. Cl.**
USPC **D13/146**

(58) **Field of Classification Search**
USPC D13/133, 146, 147, 154, 155, 156, 184,
D13/199
CPC H01R 13/629; H01R 13/639; H01R 13/64;
H01R 24/78
See application file for complete search history.

(56) **References Cited**

U.S. PATENT DOCUMENTS

D527,708 S * 9/2006 Schemm D13/147
D543,148 S * 5/2007 Suckle D13/146
7,841,888 B2 11/2010 Xia et al.
D678,201 S * 3/2013 Corona D13/133
D678,202 S * 3/2013 Corona D13/133
8,469,734 B2 6/2013 Chen

D730,841 S * 6/2015 Lee D13/139.8
D731,976 S * 6/2015 Weber D13/146
2016/0240967 A1* 8/2016 Chen H01R 13/6272
2016/0322747 A1* 11/2016 Jian H01R 13/639

OTHER PUBLICATIONS

Volex VAC13KS and VAC 14KS Datasheet, accessed from <http://www.volex.com/News-about-Volex/New-products/V-Lock-Locking-IEC-standard-C13-connector.html>, 2014, 1 page.

* cited by examiner

Primary Examiner — Daniel Bui

(74) *Attorney, Agent, or Firm* — Perkins Coie LLP

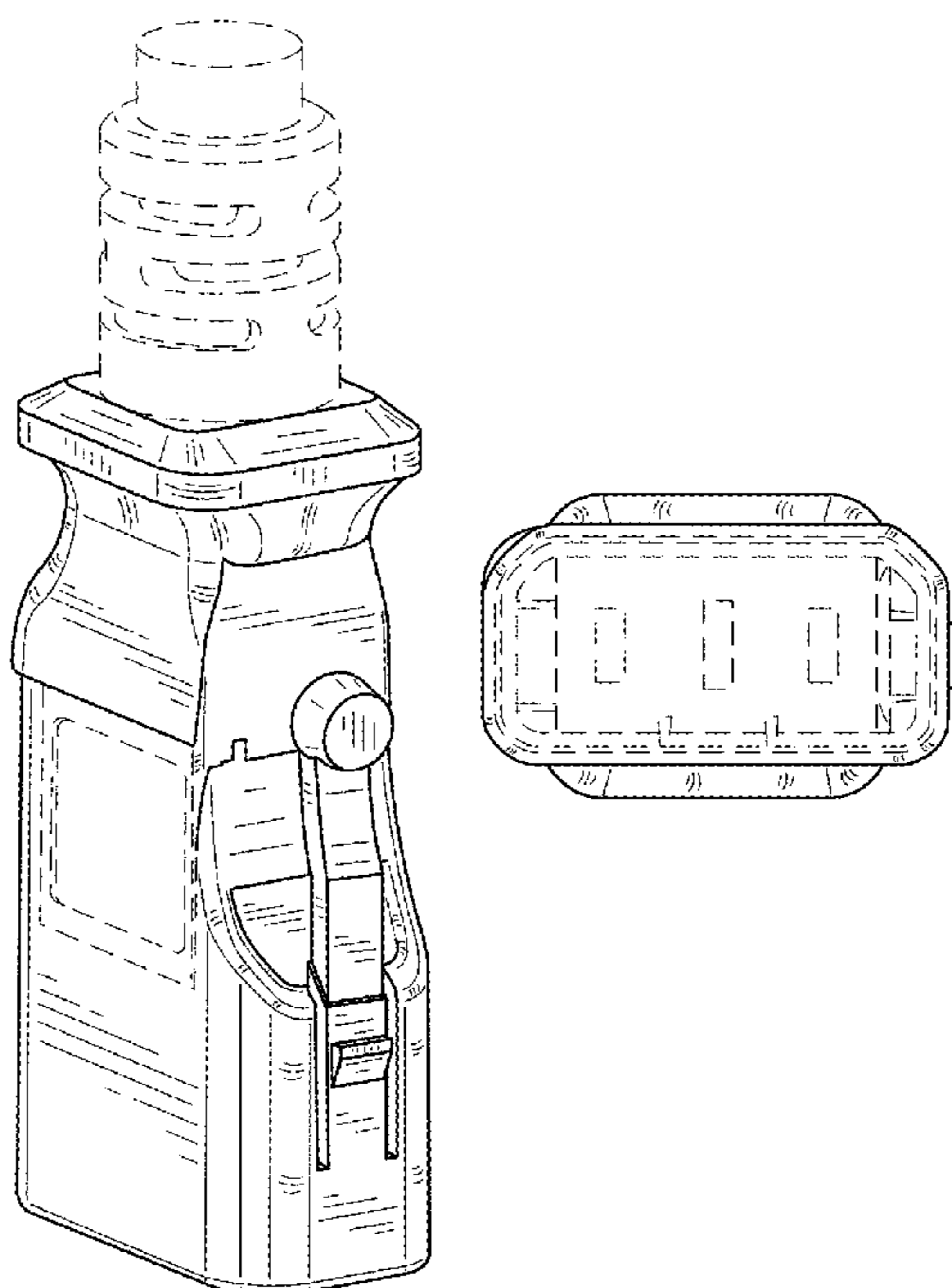
(57) **CLAIM**

The ornamental design for a connector plug, as shown and described.

DESCRIPTION

FIG. 1 is a perspective view of a connector plug showing our new design;
FIG. 2 is a front elevation view thereof;
FIG. 3 is a back elevation view thereof;
FIG. 4 is a right side elevation view thereof;
FIG. 5 is a left side elevation view thereof;
FIG. 6 is a top plan view thereof; and,
FIG. 7 is a bottom plan view thereof.
The broken lines in the drawing views represent unclaimed portions of the connector housing, which are shown for illustration purposes only and form no part of the claimed design.

1 Claim, 5 Drawing Sheets



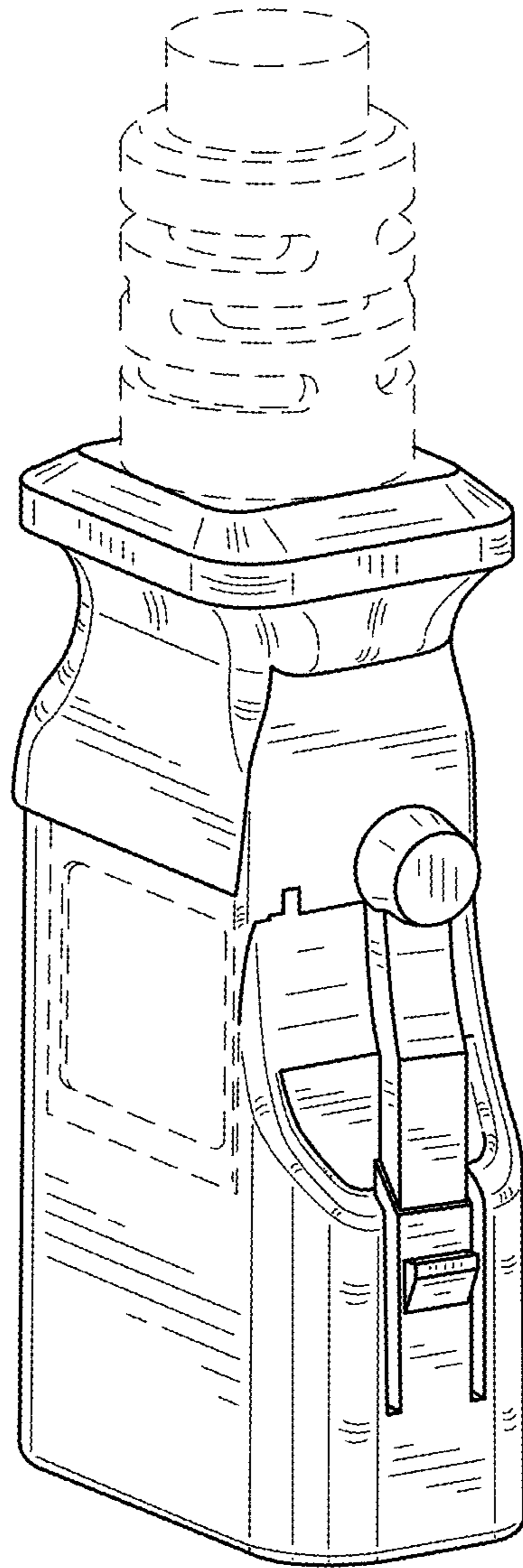


FIG. 1

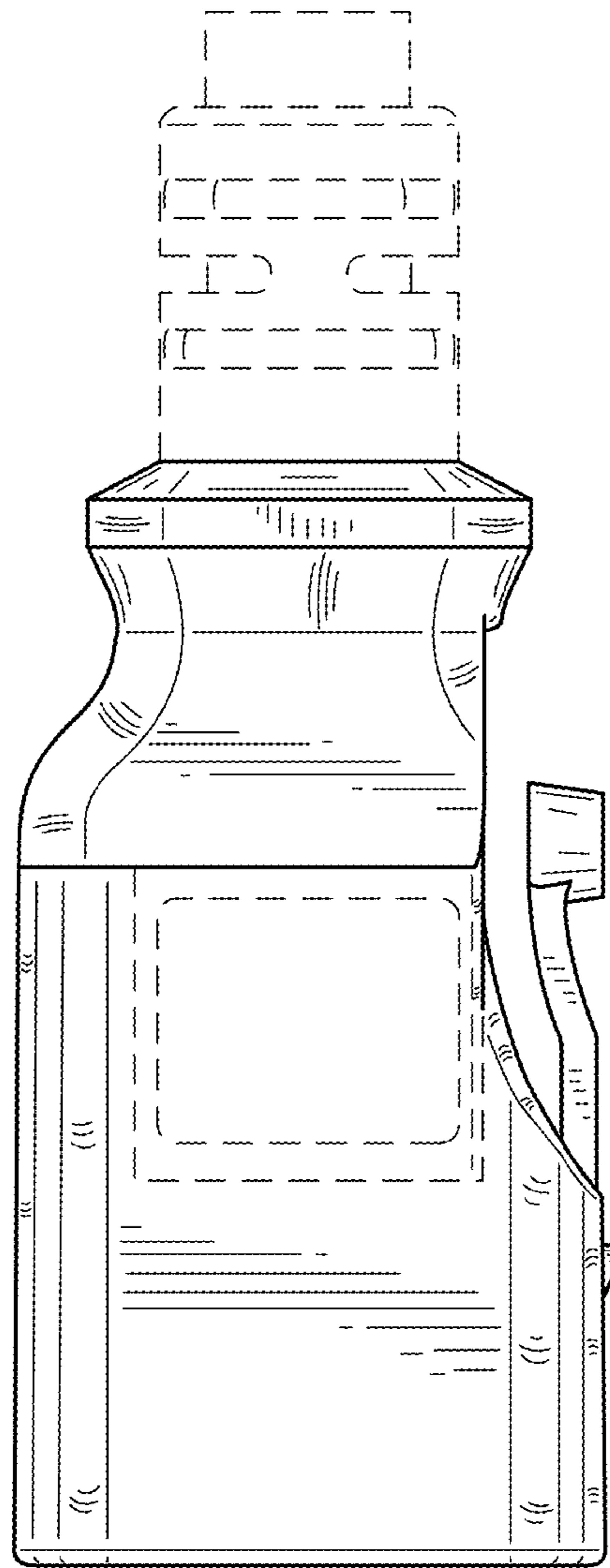


FIG. 2

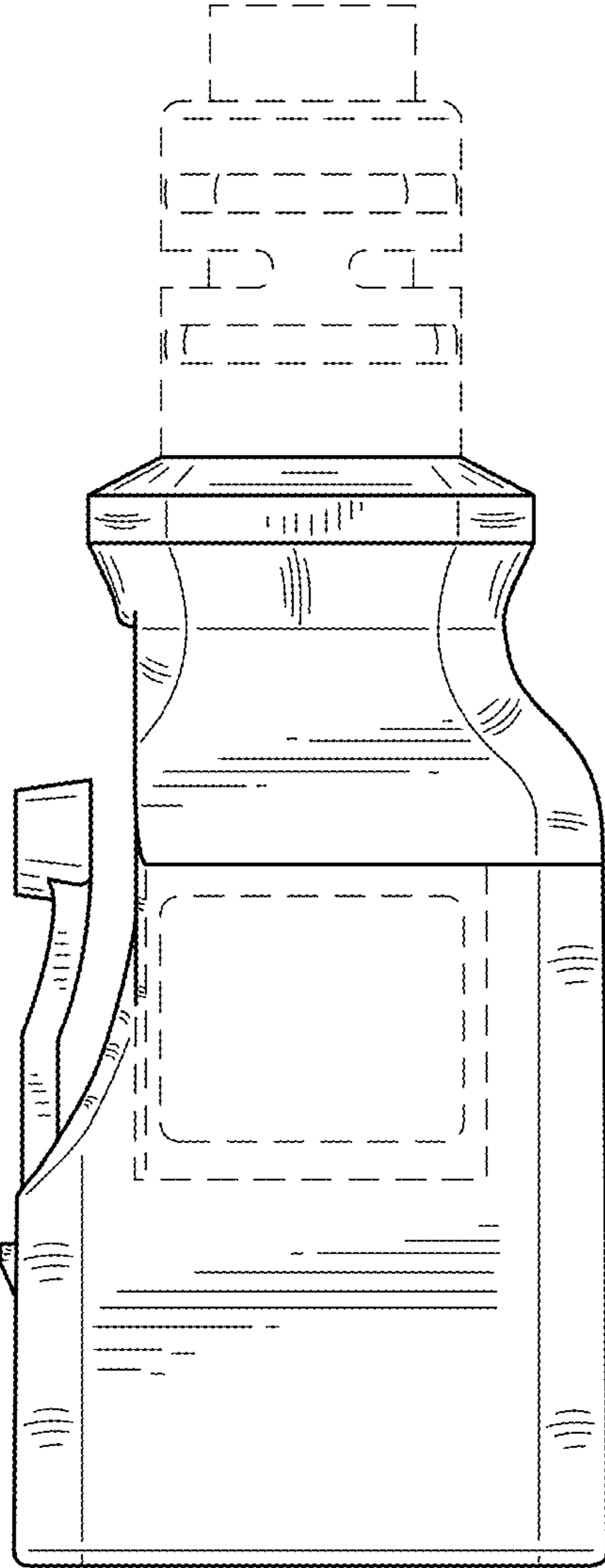


FIG. 3




FIG. 4

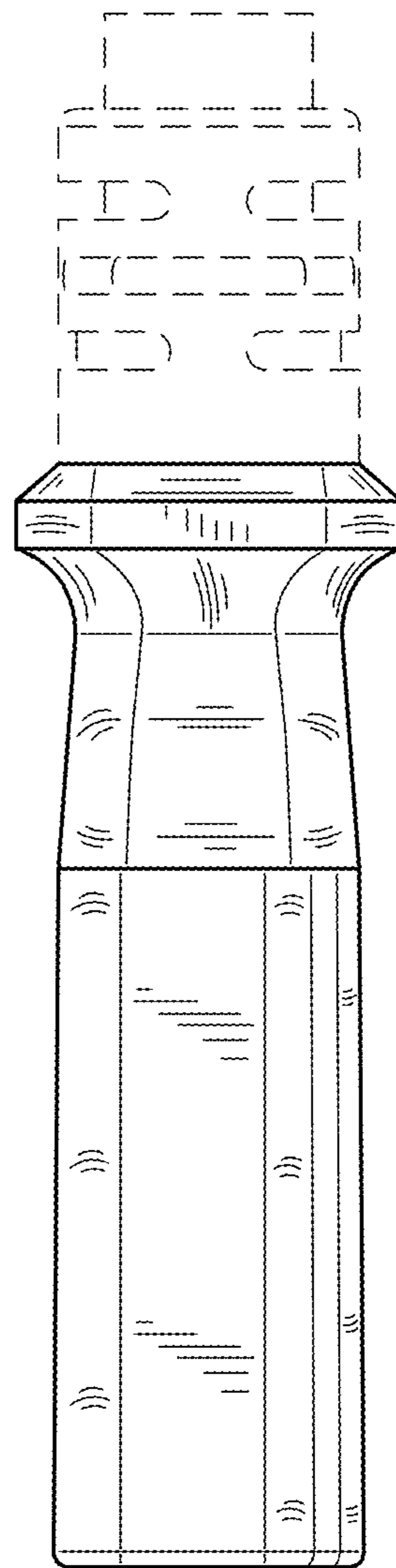


FIG. 5

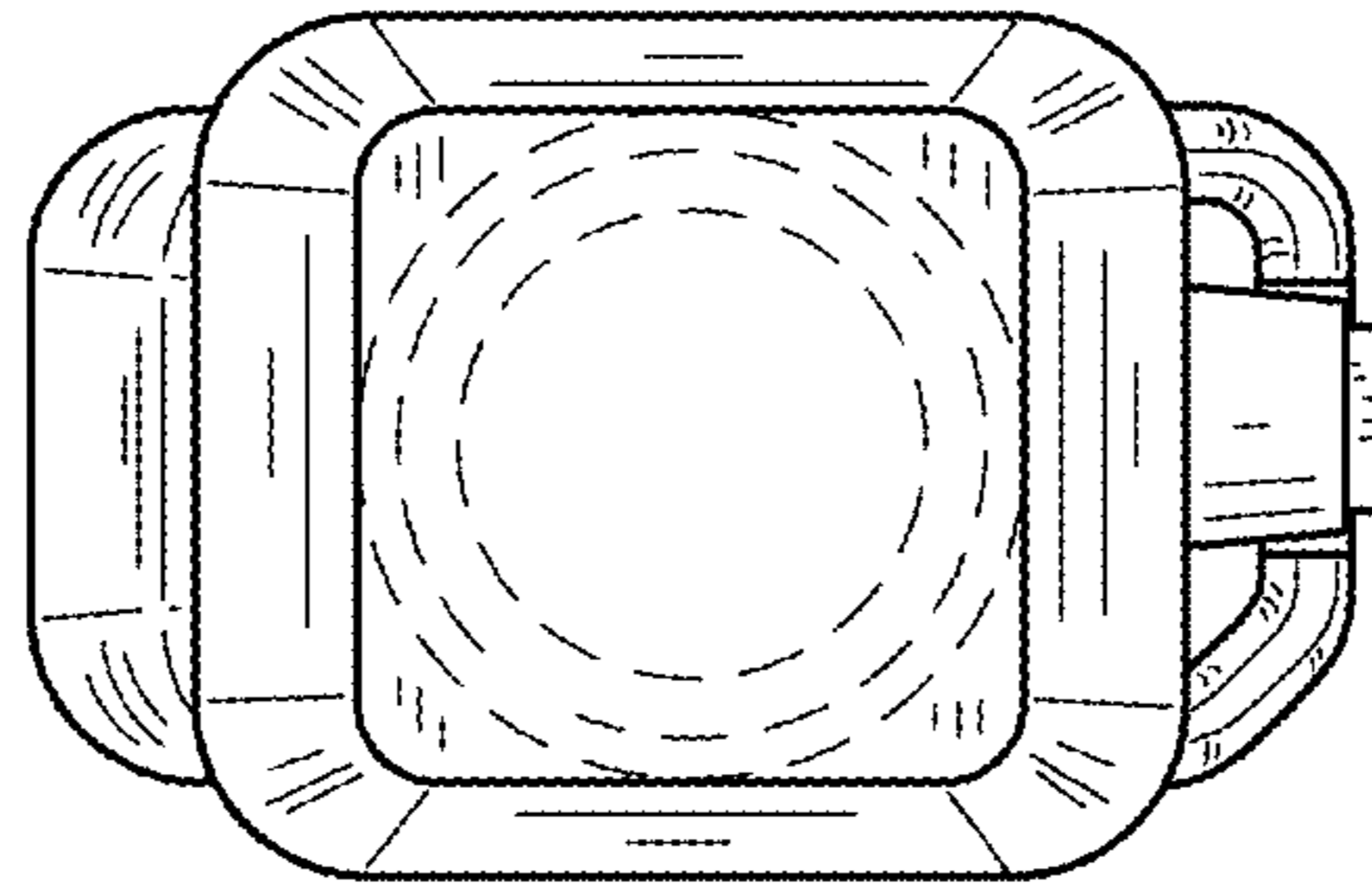


FIG. 6

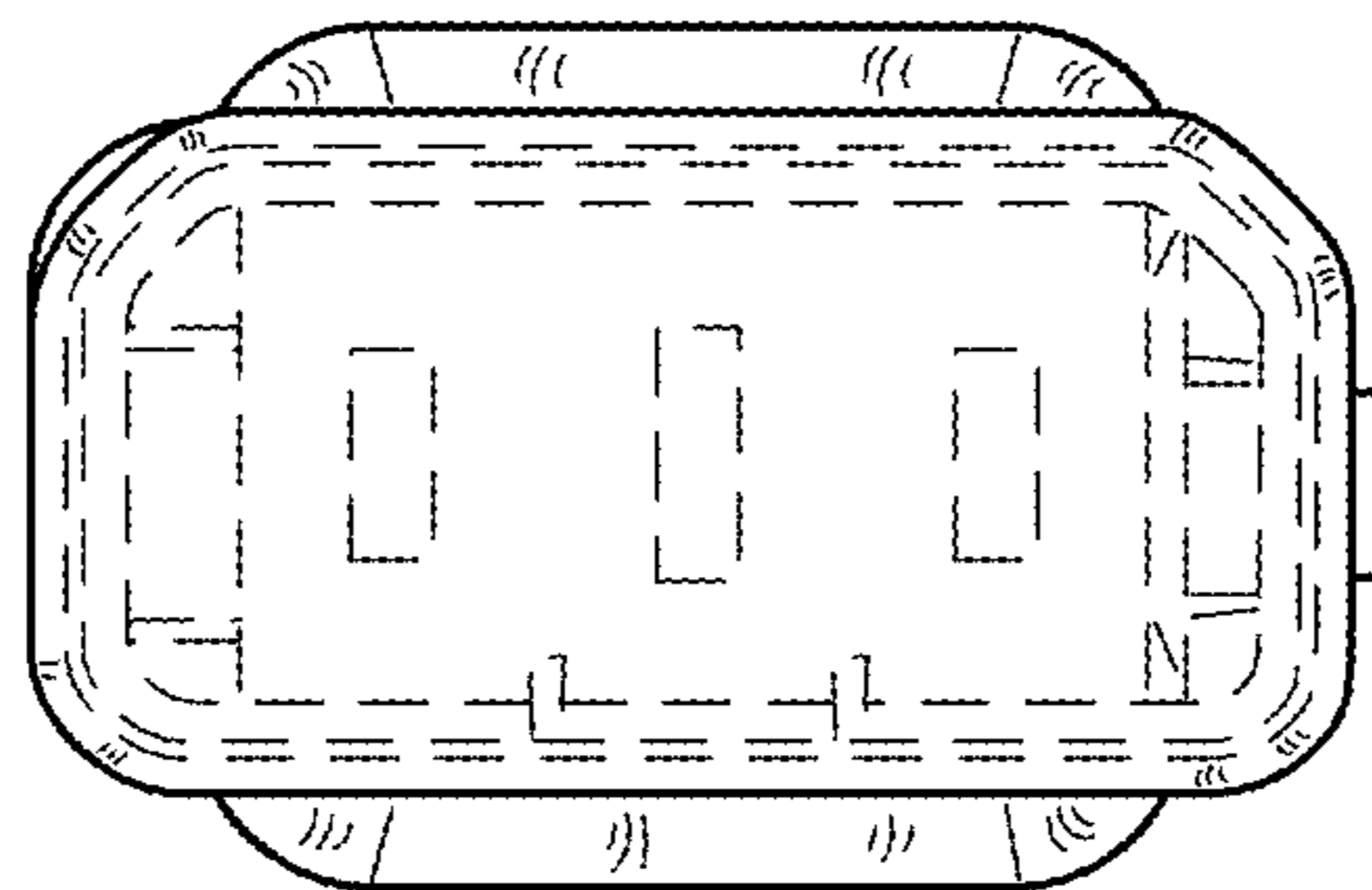


FIG. 7