



US00D800042S

(12) **United States Design Patent** (10) **Patent No.:** **US D800,042 S**  
**Alesi et al.** (45) **Date of Patent:** **\*\* Oct. 17, 2017**

(54) **VEHICLE FLOOR MAT**

FOREIGN PATENT DOCUMENTS

(71) Applicant: **Custom Accessories, Inc.**, Richmond, IL (US)

DE 20013554 U1 3/2001  
EP 1302364 A1 4/2003

(72) Inventors: **Vincent Alesi**, Kildeer, IL (US);  
**Anthony Ferenzi**, Plainfield, IL (US)

OTHER PUBLICATIONS

(73) Assignee: **CUSTOM ACCESSORIES, INC.**, Richmond, IL (US)

Armor All Floor Shield™, All Season Protection, 4-Piece, Traps Dirt, Snow & Water, Trim to Fit Any Vehicle, Carpet Claw™ Technology; on sale as early as Mar. 15, 2016.

(\*\*) Term: **15 Years**

(Continued)

(21) Appl. No.: **29/580,189**

*Primary Examiner* — George D. Kirschbaum

(22) Filed: **Oct. 6, 2016**

*Assistant Examiner* — Clese Moore, Jr.

(51) **LOC (10) Cl.** ..... **12-16**

(74) *Attorney, Agent, or Firm* — Patzik, Frank & Samotny Ltd.

(52) **U.S. Cl.**

USPC ..... **D12/203**

(57) **CLAIM**

(58) **Field of Classification Search**

USPC ..... D12/203, 221; D6/582–586, 592–594

CPC ..... B60R 13/01; B60N 3/044; B60N 3/04

See application file for complete search history.

The ornamental design for a vehicle floor mat, as shown and described.

**DESCRIPTION**

(56) **References Cited**

U.S. PATENT DOCUMENTS

D429,204 S *	8/2000	Lu	.....	D12/203
D432,478 S *	10/2000	Lu	.....	D12/203
6,155,629 A	12/2000	Sherman		
D454,321 S *	3/2002	Lu	.....	D12/203
D468,249 S *	1/2003	Lu	.....	D12/203
D478,304 S *	8/2003	Lu	.....	D12/203
D489,306 S	5/2004	Kraines		
D514,493 S	2/2006	MacNeil		
D522,428 S	6/2006	MacNeil		
D530,250 S	10/2006	Thom		
D542,203 S	5/2007	Kraines		
D542,204 S *	5/2007	Lu	.....	D12/203
D550,137 S *	9/2007	Kraines	.....	D12/203
D569,318 S	5/2008	Kraines		
D604,219 S *	11/2009	Lu	.....	D12/203
D608,709 S *	1/2010	Masanek, Jr.	.....	D12/203
D636,714 S *	4/2011	Lu	.....	D12/203

(Continued)

FIG. 1 is a front perspective view of the vehicle floor mat of the present invention;

FIG. 2 is a top plan view of the vehicle floor mat of the present invention;

FIG. 3 is a bottom plan view of the vehicle floor mat of the present invention;

FIG. 4 is a front elevation view of the vehicle floor mat of the present invention;

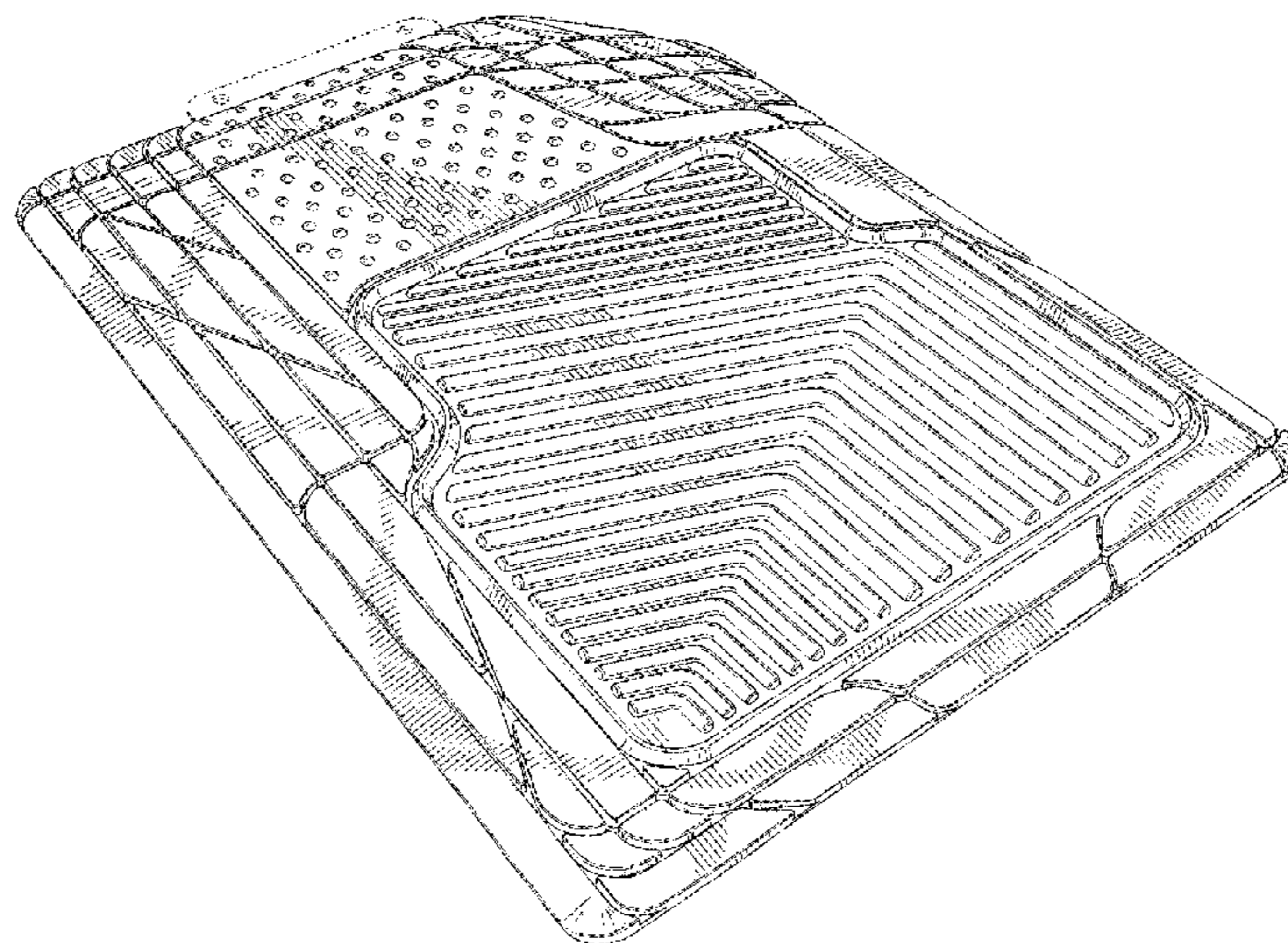
FIG. 5 is a rear elevation view of the vehicle floor mat of the present invention;

FIG. 6 is a left side elevation view of the vehicle floor mat of the present invention; and,

FIG. 7 is a right side elevation view of the vehicle floor mat of the present invention.

The broken lines depict portions of the article that form no part of the claimed design.

**1 Claim, 5 Drawing Sheets**



(56)

**References Cited**

U.S. PATENT DOCUMENTS

D647,446	S	10/2011	Jeackjuntra et al.	
D648,253	S *	11/2011	Lu .....	D12/203
8,080,302	B2	12/2011	Gifford et al.	
D656,875	S	4/2012	MacNeil et al.	
D659,623	S	5/2012	Lu	
8,277,918	B1	10/2012	Gifford et al.	
8,455,078	B2	6/2013	Gifford et al.	
D692,361	S *	10/2013	Lu .....	D12/203
D697,857	S *	1/2014	Kingsbury .....	D12/203
8,685,516	B2	4/2014	Gifford et al.	
8,778,480	B2 *	7/2014	Bouchard .....	B60N 3/044 428/131
D758,760	S *	6/2016	Mauro .....	D12/203
2013/0022772	A1	1/2013	Gifford et al.	
2013/0171419	A1	7/2013	Tyler et al.	
2014/0212617	A1	7/2014	Gifford et al.	

OTHER PUBLICATIONS

English Translation of European Publication No. EP1302364 (HV Developpement, SARL), Published Apr. 16, 2003.  
 English Translation of German Publication No. DE20013554 (APA GmbH & Co KG Otto Bauder), Published Mar. 8, 2001.  
 Vincent Alesi, et al., co-pending U.S. Appl. No. 29/571,234, filed Jul. 15, 2016, entitled "Vehicle Floor Mat," assigned to Group Art Unit 2913, and having a common inventor and assignee in the present application.  
 Vincent Alesi, et al., co-pending U.S. Appl. No. 29/571,235, filed Jul. 15, 2016, entitled "Vehicle Floor Mat," assigned to Group Art

Unit 2913, and having a common inventor and assignee in the present application.  
 Vincent Alesi, et al., co-pending U.S. Appl. No. 29/571,236, filed Jul. 15, 2016, entitled "Vehicle Floor Mat," assigned to Group Art Unit 2913, and having a common inventor and assignee in the present application.  
 Vincent Alesi, et al., co-pending U.S. Appl. No. 29/571,237, filed Jul. 15, 2016, entitled "Vehicle Floor Mat," assigned to Group Art Unit 2913, and having a common inventor and assignee in the present application.  
 Vincent Alesi, et al., co-pending U.S. Appl. No. 29/571,238, filed Jul. 15, 2016, entitled "Vehicle Floor Mat," assigned to Group Art Unit 2913, and having a common inventor and assignee in the present application.  
 Vincent Alesi, et al., co-pending U.S. Appl. No. 29/580,187, filed Oct. 6, 2016, entitled "Vehicle Floor Mat," assigned to Group Art Unit 2913, and having a common inventor and assignee in the present application.  
 Vincent Alesi, et al., co-pending U.S. Appl. No. 29/580,190, filed Oct. 6, 2016, entitled "Vehicle Floor Mat," assigned to Group Art Unit 2913, and having a common inventor and assignee in the present application.  
 Vincent Alesi, et al., co-pending U.S. Appl. No. 29/580,191, filed Oct. 6, 2016, entitled "Vehicle Floor Mat," assigned to Group Art Unit 2913, and having a common inventor and assignee in the present application.  
 Vincent Alesi, et al., co-pending U.S. Appl. No. 29/580,192, filed Oct. 6, 2016, entitled "Vehicle Floor Mat," assigned to Group Art Unit 2913, and having a common inventor and assignee in the present application.

\* cited by examiner

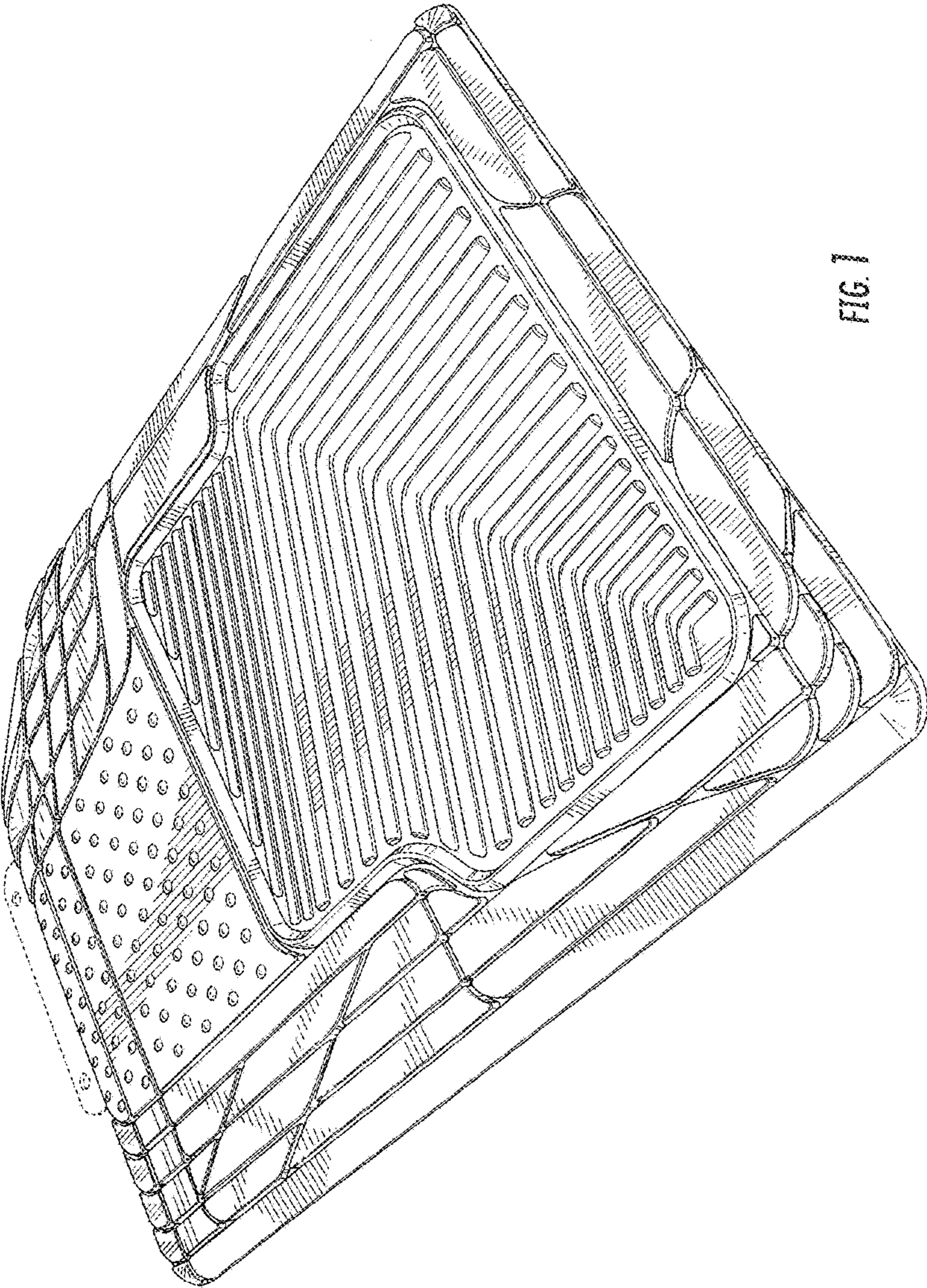


FIG. 1

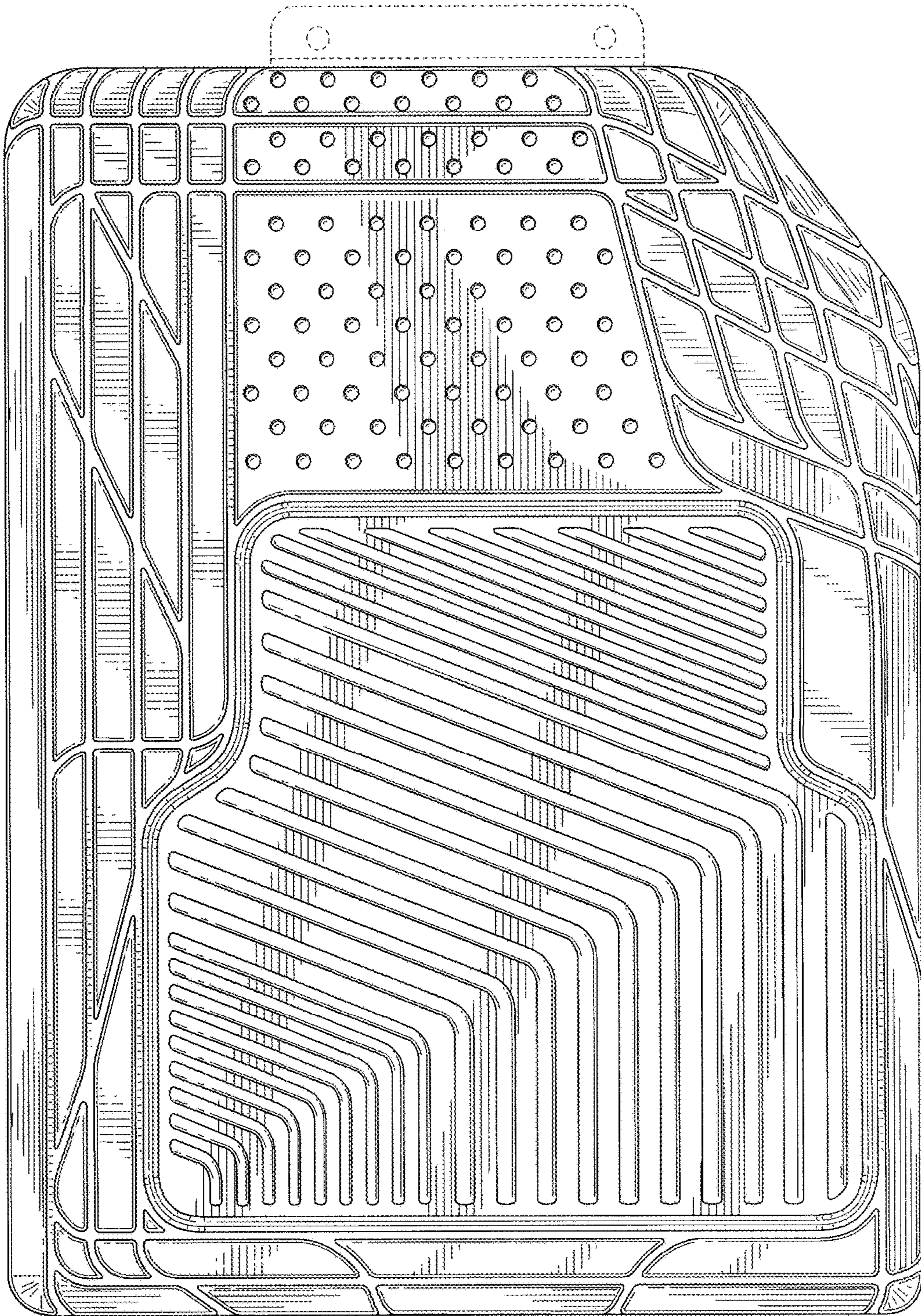


FIG. 2




FIG. 3

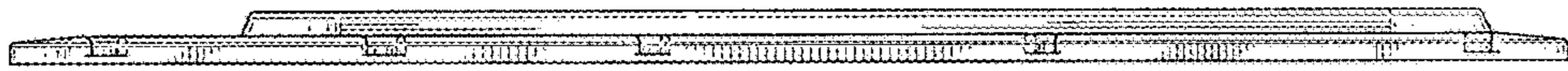


FIG. 4




FIG. 5



FIG. 6

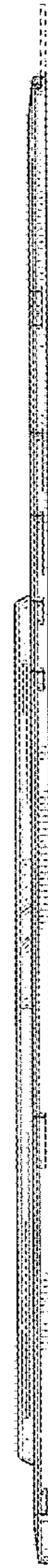


FIG. 7