



US00D800038S

(12) **United States Design Patent**
Ferman

(10) **Patent No.:** **US D800,038 S**

(45) **Date of Patent:** **** Oct. 17, 2017**

- (54) **SINGLE REAR VIEW MIRROR**
- (71) Applicant: **Michael Ferman**, Peakhurst (AU)
- (72) Inventor: **Michael Ferman**, Peakhurst (AU)
- (73) Assignee: **Michael Ferman**, Peakhurst NSW (AU)
- (**) Term: **15 Years**

D731,374 S *	6/2015	Roberts	D12/187
D731,375 S *	6/2015	Roberts	D12/187
D731,377 S *	6/2015	Roberts	D12/187
D731,378 S *	6/2015	Roberts	D12/187
D748,024 S *	1/2016	Roberts	D12/187
D748,546 S *	2/2016	Whitehead	D12/187
D763,150 S *	8/2016	Kratzer	D12/187
D763,756 S *	8/2016	Enz	D12/187
D778,220 S *	2/2017	Peterson	D12/187

* cited by examiner

- (21) Appl. No.: **29/563,932**
- (22) Filed: **May 9, 2016**

Primary Examiner — Katrina A Betton

(74) *Attorney, Agent, or Firm* — Molins & Co. Pty. Ltd.

(30) **Foreign Application Priority Data**

Nov. 10, 2015 (AU) 201515994

(51) **LOC (10) Cl.** **12-16**

(52) **U.S. Cl.**
USPC **D12/187**

(58) **Field of Classification Search**
USPC D12/187, 188–189; D6/300, 309
CPC B60R 1/076; G02B 7/182; G02B 5/08;
G02B 7/18
See application file for complete search history.

(57) **CLAIM**

The ornamental design for a single rear view mirror, as shown and described.

DESCRIPTION

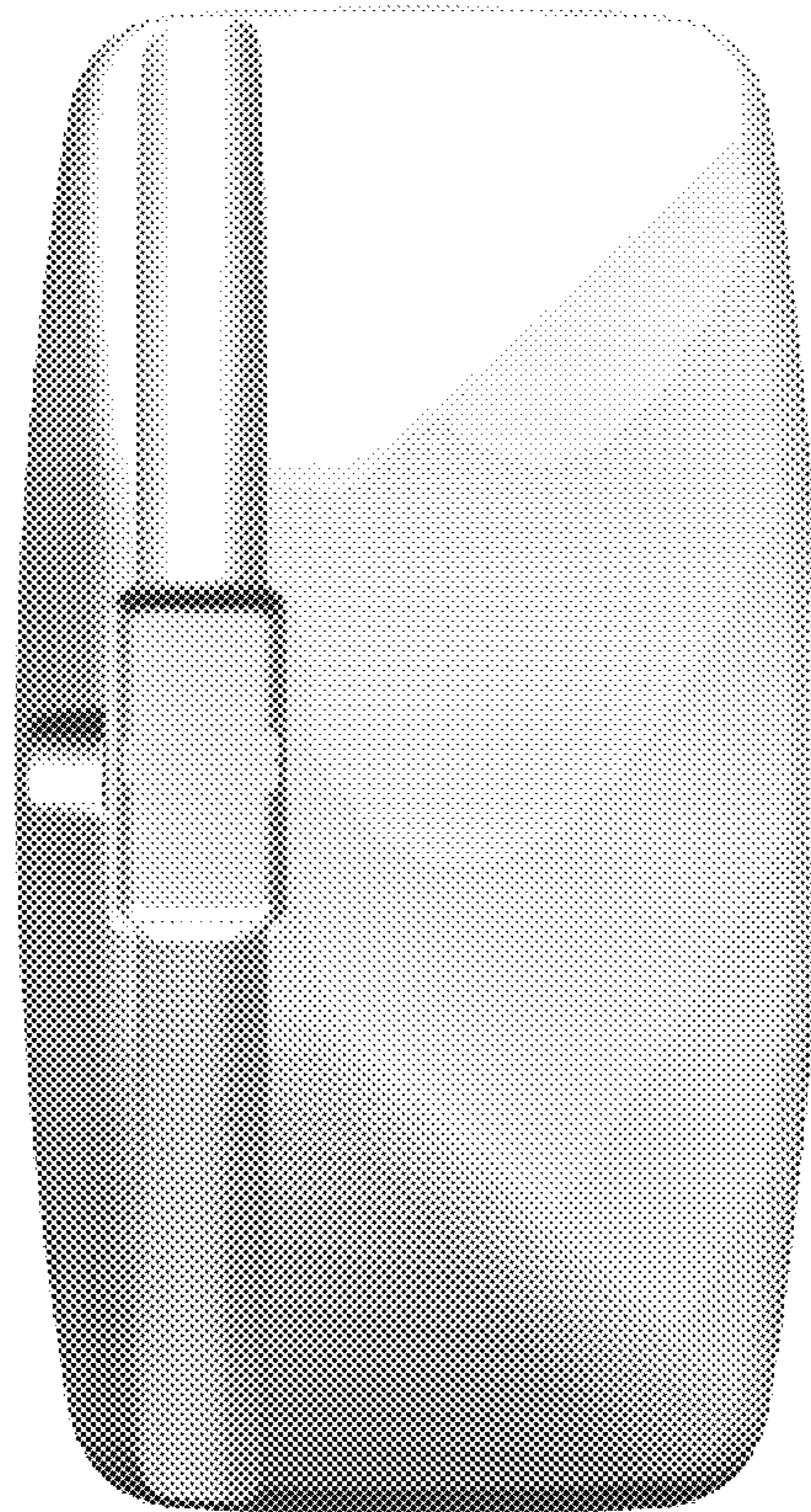
FIG. 1 is a front perspective view of a single rear view mirror showing my new design;
FIG. 2 is a bottom view thereof;
FIG. 3 is a top view thereof;
FIG. 4 is a front view thereof;
FIG. 5 is a rear perspective view thereof;
FIG. 6 is a rear view thereof;
FIG. 7 is a right side view thereof; and,
FIG. 8 is a left side view thereof.

(56) **References Cited**

U.S. PATENT DOCUMENTS

D725,015 S *	3/2015	Kovach	D12/187
D727,812 S *	4/2015	Hanson	D12/187

1 Claim, 8 Drawing Sheets






Figure 1

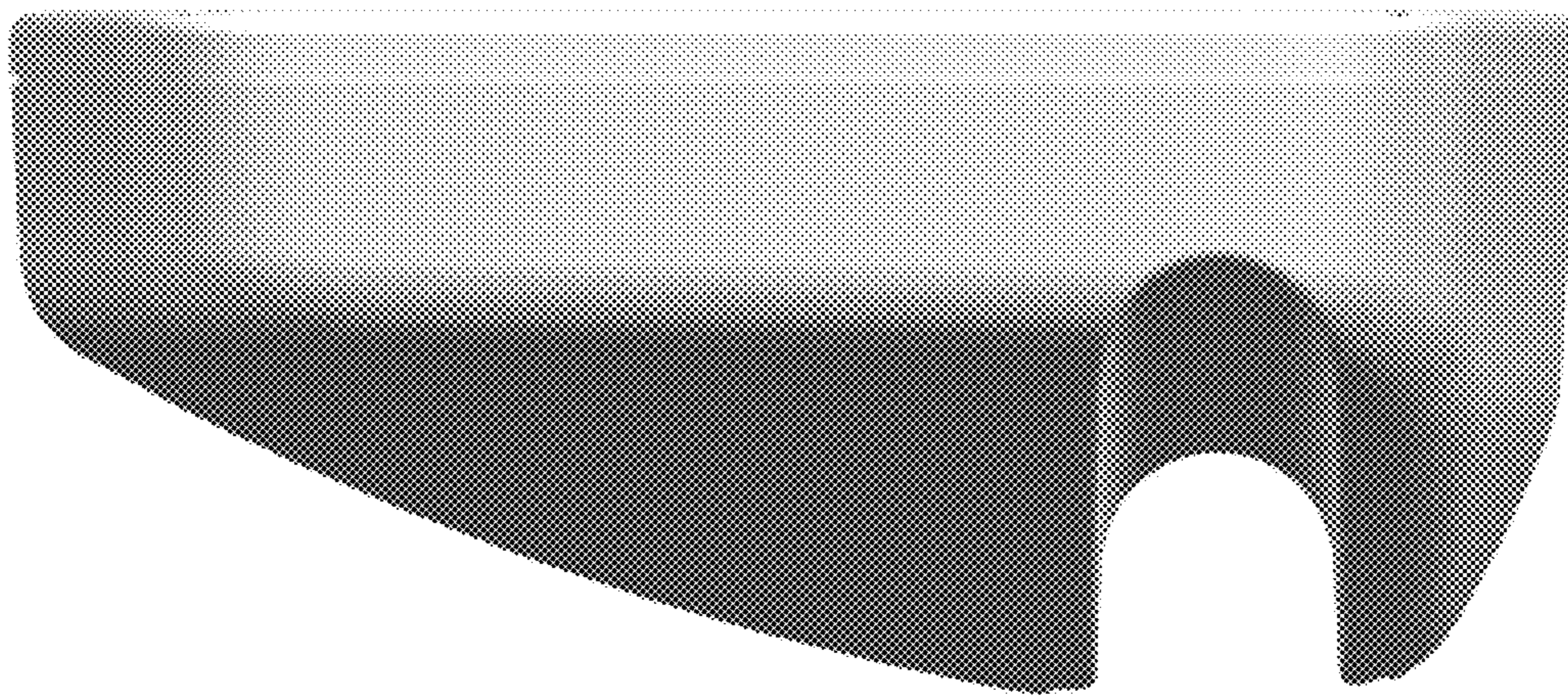


Figure 2




Figure 3



Figure 4




Figure 5




Figure 6




Figure 7




Figure 8