

US00D800011S

(12) **United States Design Patent** (10) **Patent No.:** **US D800,011 S**
Riviere (45) **Date of Patent:** **** Oct. 17, 2017**

(54) **BRACELET**

7/00; A44C 7/002; A44C 7/004; A44C 7/005

(71) Applicant: **HARRY WINSTON SA,**
Plan-les-Ouates (CH)

See application file for complete search history.

(72) Inventor: **Dominique Riviere,** New York, NY
(US)

(56) **References Cited**

(73) Assignee: **HARRY WINSTON SA,**
Plan-les-Ouates (CH)

U.S. PATENT DOCUMENTS

(**) Term: **15 Years**

D170,583	S	*	10/1953	Katz	D11/6
D265,636	S	*	8/1982	Barr	D11/16
D265,637	S	*	8/1982	Barr	D11/18
D587,433	S	*	3/2009	Ratcliff	D11/16
D602,800	S	*	10/2009	Sorenson	D11/5
D719,475	S	*	12/2014	Wempe	D11/16
D730,231	S	*	5/2015	Kwon	D11/16
D747,661	S	*	1/2016	Yatsugi-Kang	D11/7
D747,998	S	*	1/2016	Yatsugi-Kang	D11/7
D747,999	S	*	1/2016	Yatsugi-Kang	D11/7
D748,518	S	*	2/2016	Yatsugi-Kang	D11/8
D759,530	S	*	6/2016	Yatsugi-Kang	D11/7
D759,531	S	*	6/2016	Yatsugi-Kang	D11/8
D761,148	S	*	7/2016	Yatsugi-Kang	D11/16
D761,684	S	*	7/2016	Yatsugi-Kang	D11/7
D779,362	S	*	2/2017	Verdeille	D11/16
D779,363	S	*	2/2017	Yatsugi-Kang	D11/16
D780,005	S	*	2/2017	Yatsugi-Kang	D11/7
D780,009	S	*	2/2017	Yatsugi-Kang	D11/16

(21) Appl. No.: **29/570,161**

(22) Filed: **Jul. 6, 2016**

(30) **Foreign Application Priority Data**

Jan. 6, 2016 (WO) DM/088 885

(51) **LOC (10) Cl.** **11-01**

(52) **U.S. Cl.**
USPC **D11/16**

(58) **Field of Classification Search**
USPC D11/1-18, 40-43, 79-86, 89-93; D28/41
CPC A44C 5/00; A44C 5/0007; A44C 5/0015;
A44C 5/0023; A44C 5/003; A44C
5/0038; A44C 5/0046; A44C 5/0053;
A44C 5/0061; A44C 5/0069; A44C
5/0076; A44C 5/0084; A44C 5/0092;
A44C 5/12; A44C 13/00; A44C 15/001;
A44C 15/0015; A44C 15/002; A44C
15/0025; A44C 15/003; A44C 25/00;
A44C 25/001; A44C 17/02; A44C
17/0208; A44C 17/0216; A44C 17/0225;
A44C 17/0233; A44C 17/0241; A44C
17/025; A44C 17/04; A44C 17/046; A44C

(Continued)

Primary Examiner — Cynthia Ramirez

Assistant Examiner — Llorellys Martinez-Rivera

(74) *Attorney, Agent, or Firm* — Donald J. Ranft; Collen

(57) **CLAIM**

The ornamental design for a bracelet, as shown.

DESCRIPTION

FIG. 1 is a front left perspective view of a bracelet showing my new design;
FIG. 2 is a front view thereof;
FIG. 3 is a rear view thereof;
FIG. 4 is a left side view thereof;
FIG. 5 is a right side view thereof;
FIG. 6 is a top view thereof;
FIG. 7 is a bottom view thereof; and,

(Continued)



FIG. 8 is a rear left perspective view thereof.

1 Claim, 4 Drawing Sheets

(56) **References Cited**

U.S. PATENT DOCUMENTS

D783,440 S *	4/2017	Yatsugi-Kang	D11/16
2002/0026808 A1 *	3/2002	Chia	A44C 11/007 63/26

* cited by examiner

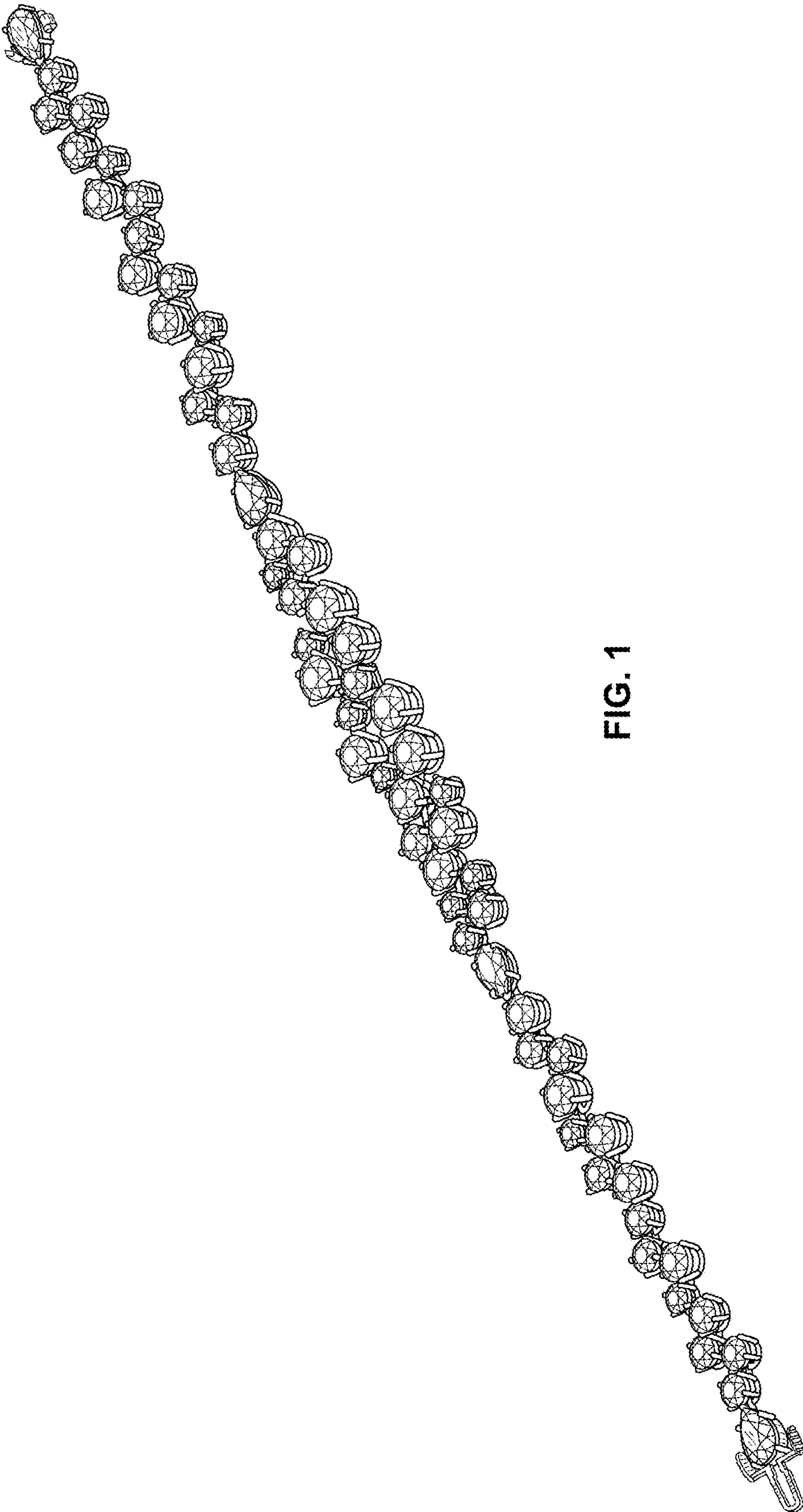


FIG. 1



FIG. 2



FIG. 3



FIG. 4



FIG. 5

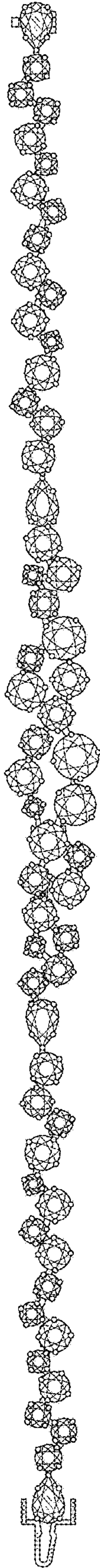


FIG. 6




FIG. 7




FIG. 8