



US00D80000S

(12) **United States Design Patent** (10) **Patent No.:** **US D800,000 S**  
**Barton et al.** (45) **Date of Patent:** **\*\* Oct. 17, 2017**

(54) **DIAGNOSTIC ANALYZER**

(71) Applicant: **Abbott Laboratories**, Abbott Park, IL (US)

(72) Inventors: **Christina A Barton**, Irving, TX (US); **Sherry Sue Eckholm**, Sun Prairie, WI (US); **Vladlena Belozero**va, Philadelphia, PA (US); **Ami Marie Verhalen**, Sun Prairie, WI (US); **Jesse Charles Darley**, Madison, WI (US)

(73) Assignee: **ABBOTT LABORATORIES**, Abbott Park, IL (US)

(\*\*) Term: **15 Years**

(21) Appl. No.: **29/549,335**

(22) Filed: **Dec. 21, 2015**

**Related U.S. Application Data**

(63) Continuation-in-part of application No. 29/531,578, filed on Jun. 26, 2015, now Pat. No. Des. 777,049.

(51) **LOC (10) Cl.** ..... **10-04**

(52) **U.S. Cl.**  
USPC ..... **D10/81; D24/216**

(58) **Field of Classification Search**  
USPC ..... **D10/81; D24/216, 219, 220, 232, 233, D24/234**

CPC ..... **G01N 21/00; G01N 21/01; G01N 2021/0106; G01N 2201/022; G01N 2201/0221; G01N 2201/0222; G01N 2201/0224; G01N 2201/0225; G01N 2201/0227; G01N 2201/0228; G01N 2201/024; G01N 2201/0245; G01N 2021/0112-21/958**

See application file for complete search history.

(56) **References Cited**

U.S. PATENT DOCUMENTS

D662,431 S 6/2012 Kimura  
D724,753 S 3/2015 Gutmann et al.  
D773,071 S \* 11/2016 Hakoda ..... D10/81

OTHER PUBLICATIONS

Japanese Patent Office, "Notice of Reason for Rejection," issued in connection with Japanese Design Application No. 2016-19293, mailed Nov. 8, 2016, 3 pages.

Japanese Patent Office, "Notice of Reason for Rejection," issued in connection with Japanese Design Application No. 2016-19292, mailed Nov. 8, 2016, 3 pages.

Japanese Patent Office, "Notice of Reason for Rejection," issued in connection with Japanese Design Application No. 2016-19291, mailed Nov. 8, 2016, 3 pages.

(Continued)

*Primary Examiner* — Antoine D Davis

(74) *Attorney, Agent, or Firm* — McAndrews, Held & Malloy, Ltd.

(57) **CLAIM**

The ornamental design for diagnostic analyzer, as shown and described.

**DESCRIPTION**

The file of this patent contains at least one drawing/photograph executed in color. Copies of this patent with color drawings(s)/photograph(s) will be provided by the Office upon request and payment of the necessary fee.

FIG. 1 is a front left perspective view of a diagnostic analyzer showing our new design;

FIG. 2 is a front elevation view thereof;

FIG. 3 is a rear elevation view thereof;

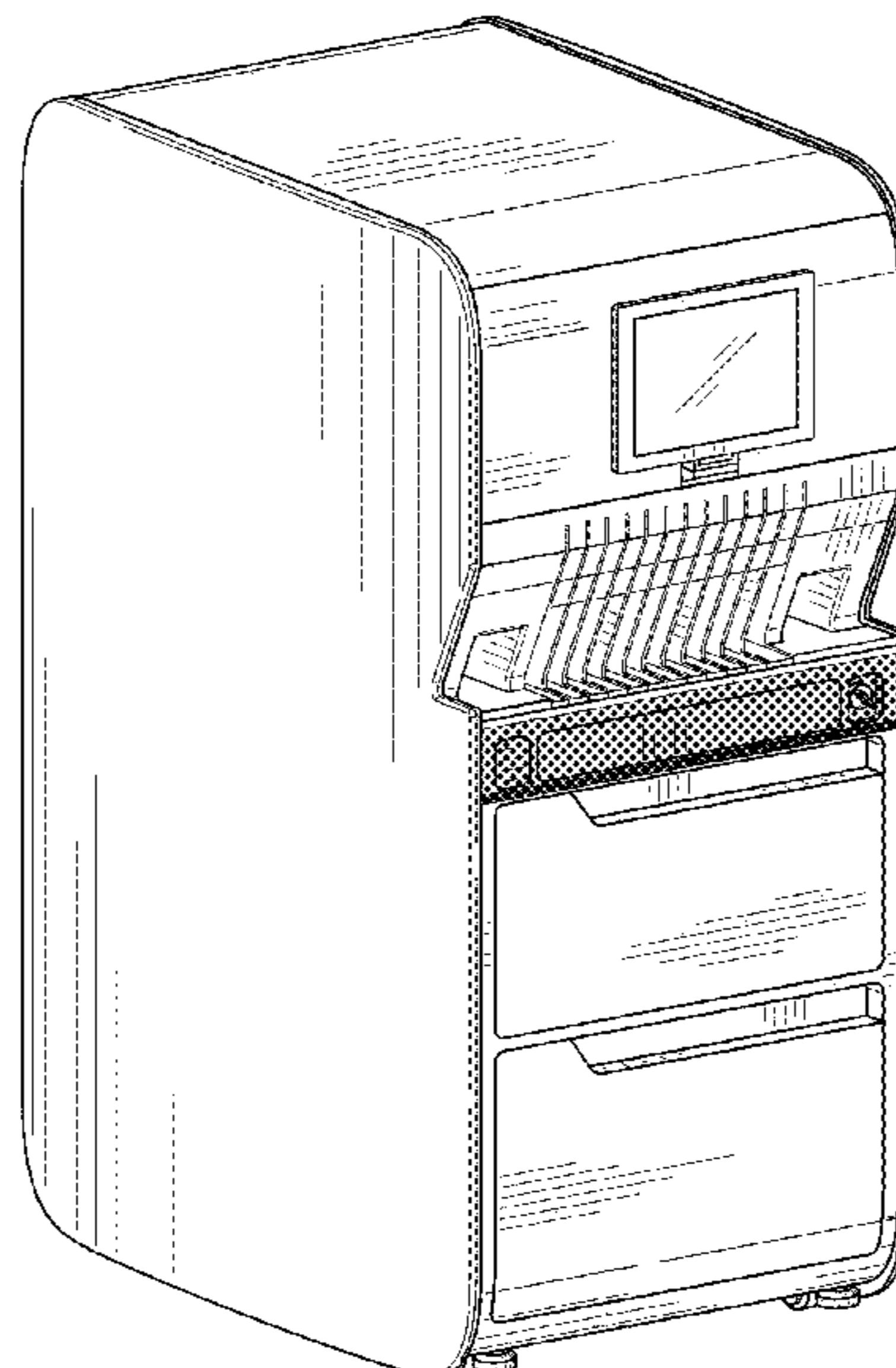
FIG. 4 is a right side elevation view thereof;

FIG. 5 is a left side elevation view thereof;

FIG. 6 is a top plan view thereof; and,

FIG. 7 is a bottom plan view thereof.

**1 Claim, 4 Drawing Sheets**  
**(2 of 4 Drawing Sheet(s) Filed in Color)**



(56)

**References Cited**

OTHER PUBLICATIONS

State Intellectual Property Office of China, "Notice of Grant of Patent Right," issued in connection with Chinese Patent Application No. 201530555258.3, dated Oct. 20, 2016, 5 pages.

Japanese Patent Office, "Notice of Reason for Rejection," issued in connection with Japanese Design Application No. 2015-28872 mailed Jun. 14, 2016, 5 pages.

Office for Harmonization in the Internal Market, "Notification of the Registration of the Community Designs," issued in connection with European Community Design Nos. 002930230-0001 through 002930230-0029, dated Mar. 17, 2016, 6 pages.

United State Patent and Trademark Office, "Notice of Allowance and Fee(s) Due," issued in connection with U.S. Appl. No. 29/531,578, dated Sep. 8, 2016, 14 pages.

United State Patent and Trademark Office, "Restriction and/or Election Requirement," issued in connection with U.S. Appl. No. 29/531,578, dated Jul. 6, 2016, 14 pages.

Japanese Patent Office, "Directive," issued in connection with Japanese Patent Application No. 2016-19292, mailed Mar. 7, 2017, 5 pages.

\* cited by examiner

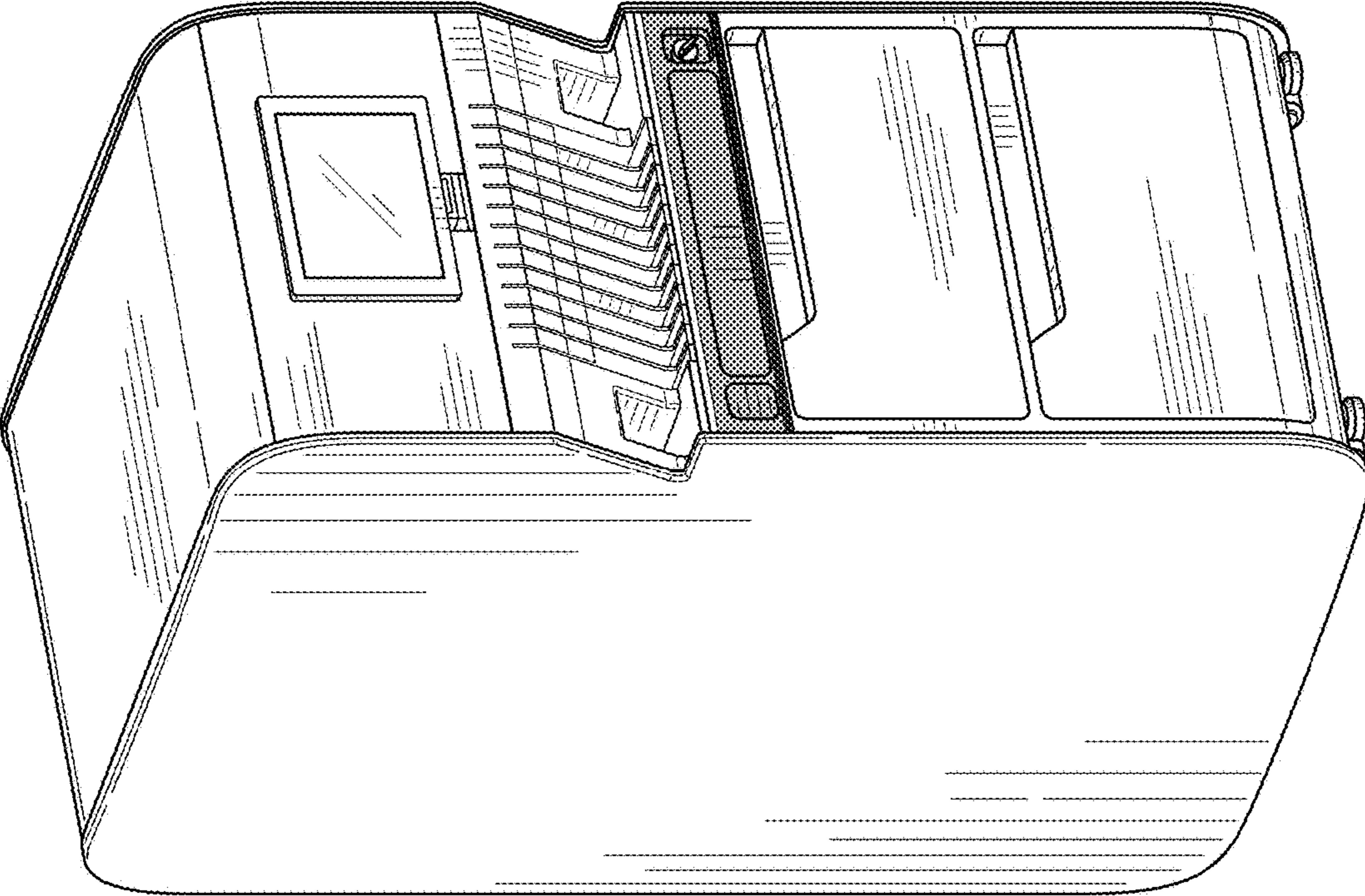


FIG. 1




FIG. 3

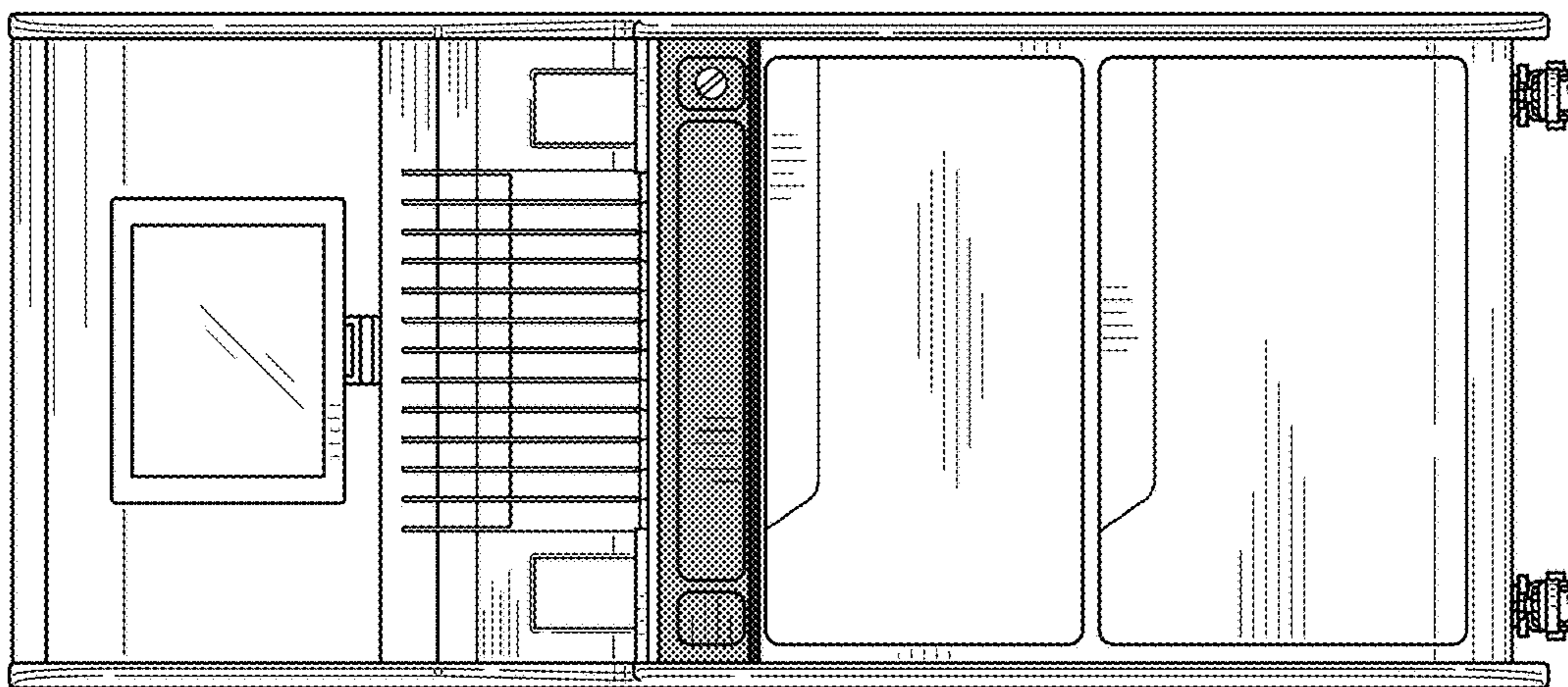


FIG. 2



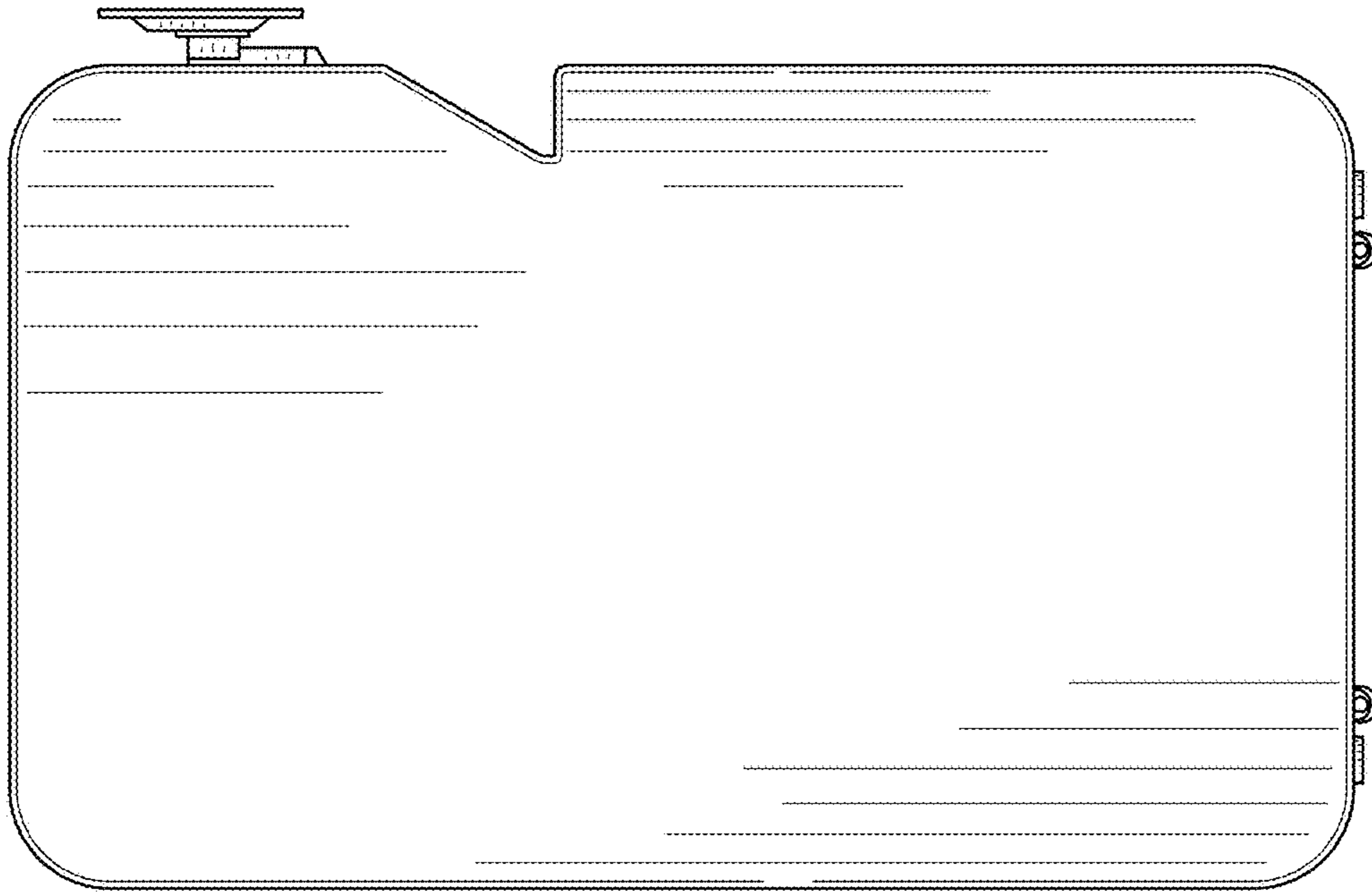


FIG. 5

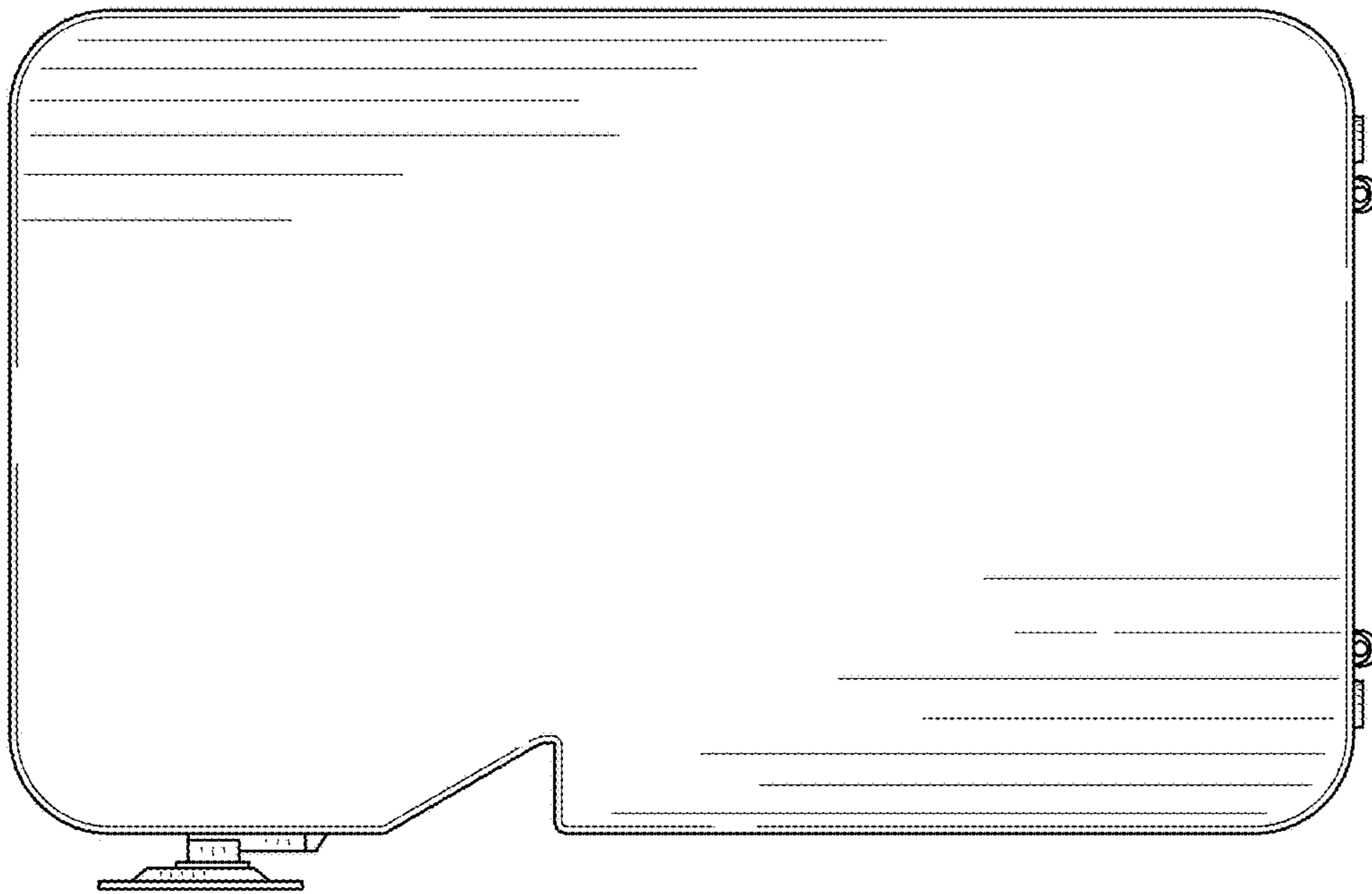


FIG. 4

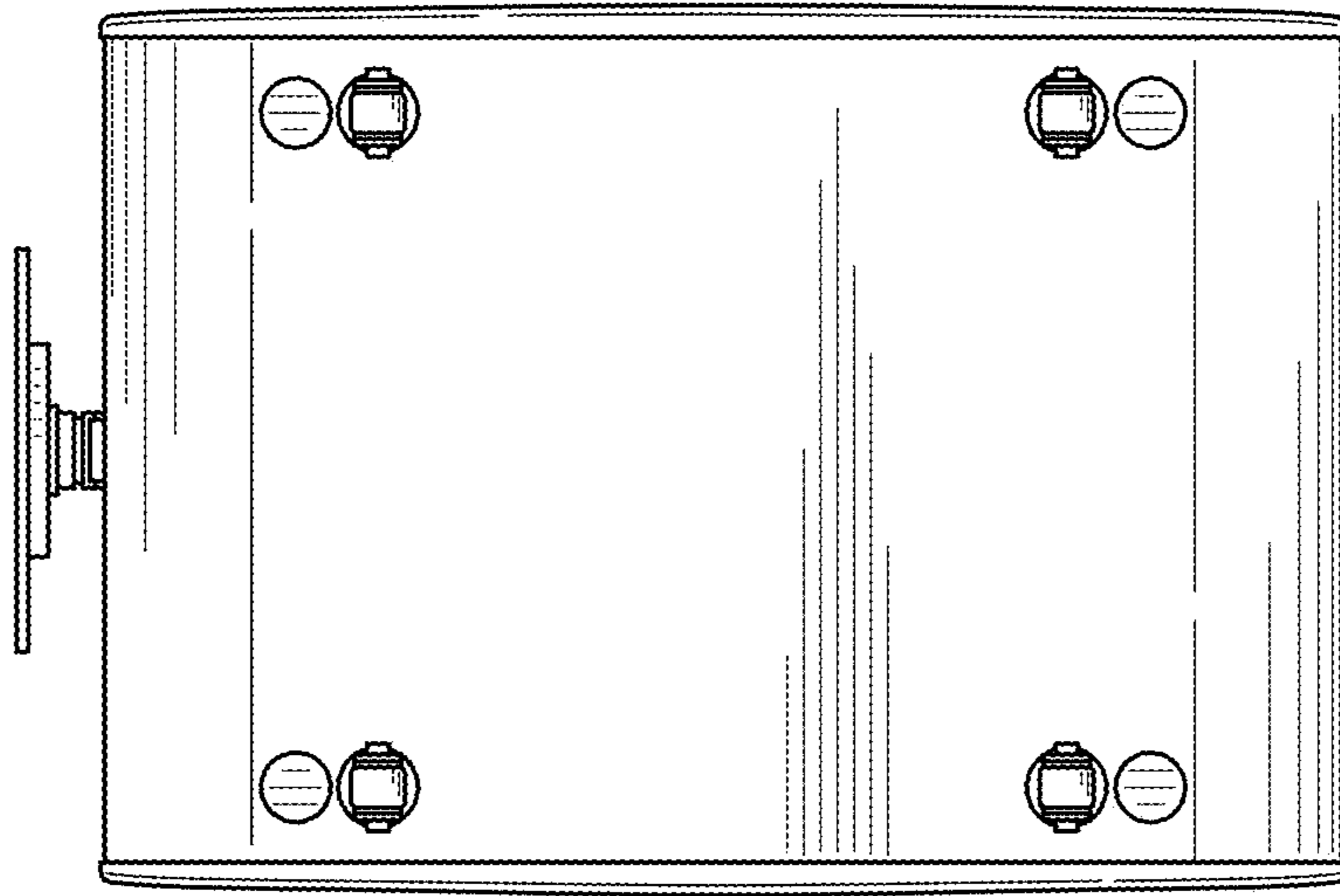


FIG. 7




FIG. 6