



US00D799989S

(12) **United States Design Patent** (10) **Patent No.:** **US D799,989 S**
Ohba (45) **Date of Patent:** **** Oct. 17, 2017**

(54) **WRIST WATCH CASE**
(71) Applicant: **CITIZEN WATCH CO., LTD.**, Tokyo (JP)
(72) Inventor: **Haruya Ohba**, Kawagoe (JP)
(73) Assignee: **CITIZEN WATCH CO., LTD.**, Tokyo (JP)
(**) Term: **15 Years**
(21) Appl. No.: **29/558,047**
(22) Filed: **Mar. 15, 2016**

(51) **LOC (10) Cl.** **10-02**
(52) **U.S. Cl.**
USPC **D10/38; D10/30**
(58) **Field of Classification Search**
USPC D10/1-29, 30-39, 122-132; D11/1, 2, 3, D11/4
CPC .. G04B 17/063; G04B 17/08; G04B 37/0008; G04B 37/081; G04B 37/082; G04B 37/0058; G04B 37/18; G04B 37/22; G04B 37/066; G04B 37/12; G04B 19/00; G04B 19/04; G04B 19/06; G04B 19/10; G04B 19/12; G04B 19/166; G04B 19/23; G04B 19/235; G04B 19/24; G04B 19/26; G04B 19/268

See application file for complete search history.

(56) **References Cited**

U.S. PATENT DOCUMENTS

202,458 A * 4/1878 Pearce G04B 37/0008 368/297
2,385,234 A * 9/1945 Schmitz G04B 3/045 368/288
D300,807 S * 4/1989 Schneider D10/32
D309,114 S * 7/1990 Benoit-Pequignet et al. . D10/33
D325,703 S * 4/1992 Chodat D10/30
D327,023 S * 6/1992 St. Dizier D10/30

5,119,349 A * 6/1992 Muto G04C 17/00 368/107
D361,725 S * 8/1995 Scheufele D10/126
D406,782 S * 3/1999 Dumas D10/126
D436,044 S * 1/2001 Subilia D10/30
D473,478 S * 4/2003 d'Origny D10/39
D478,012 S * 8/2003 Tavenas D10/39
D519,388 S * 4/2006 Calvani D10/30
D538,181 S * 3/2007 Sugiura D10/31
D559,123 S * 1/2008 Modolo D10/32
D560,513 S * 1/2008 Glassman D10/39
D565,433 S * 4/2008 Ratajski D10/39
D565,971 S * 4/2008 Peraldi D10/39
D590,275 S 4/2009 Monachon
D591,176 S 4/2009 Monachon
D597,420 S 8/2009 Kamata

(Continued)

FOREIGN PATENT DOCUMENTS

EM 0010233860001 10/2008
EM 0011044000002 3/2009
JP WO 2012132874 A1 * 10/2012 G04C 10/02

Primary Examiner — Sheryl Lane

Assistant Examiner — Samantha Wood

(74) *Attorney, Agent, or Firm* — RatnerPrestia

(57) **CLAIM**

The ornamental design for a wrist watch case, as shown and described.

DESCRIPTION

FIG. 1 is an enlarged front perspective view of a wrist watch case showing my new design;
FIG. 2 is a front elevational view thereof;
FIG. 3 is a left side elevational view thereof;
FIG. 4 is a right side elevational view thereof;
FIG. 5 is a rear elevational view thereof;
FIG. 6 is a top plan view thereof;
FIG. 7 is a bottom plan view thereof; and,
FIG. 8 is a rear perspective view thereof.

1 Claim, 5 Drawing Sheets



(56)

References Cited

U.S. PATENT DOCUMENTS

D607,346	S	*	1/2010	Bove	D10/38
D617,213	S	*	6/2010	Dolce	D10/38
D618,119	S	*	6/2010	Tonohori	D10/38
D658,511	S	*	5/2012	Wai Kei	D10/32
D668,557	S		10/2012	Goto	
D677,595	S	*	3/2013	Hinskens	D10/128
D677,596	S		3/2013	Hinskens	
D697,435	S	*	1/2014	Duport	D10/39
D705,670	S	*	5/2014	Emmenegger	D10/32
D718,167	S		11/2014	Yliluoma	
D719,850	S	*	12/2014	Kita	D10/32
D721,600	S	*	1/2015	Galli	D10/39
D725,500	S	*	3/2015	Biver	D10/124
D730,201	S	*	5/2015	Giannini	D10/39
D735,060	S	*	7/2015	Monachon	D10/32
D740,696	S	*	10/2015	Monachon	D10/126
D747,982	S	*	1/2016	Miodrag	D10/124
D748,501	S	*	2/2016	Cerrato	D10/30
D756,239	S	*	5/2016	Delhotal	D10/30
D774,925	S	*	12/2016	Berliat	D10/38

* cited by examiner

FIG. 1



FIG. 2




FIG. 3




FIG. 4




FIG. 5

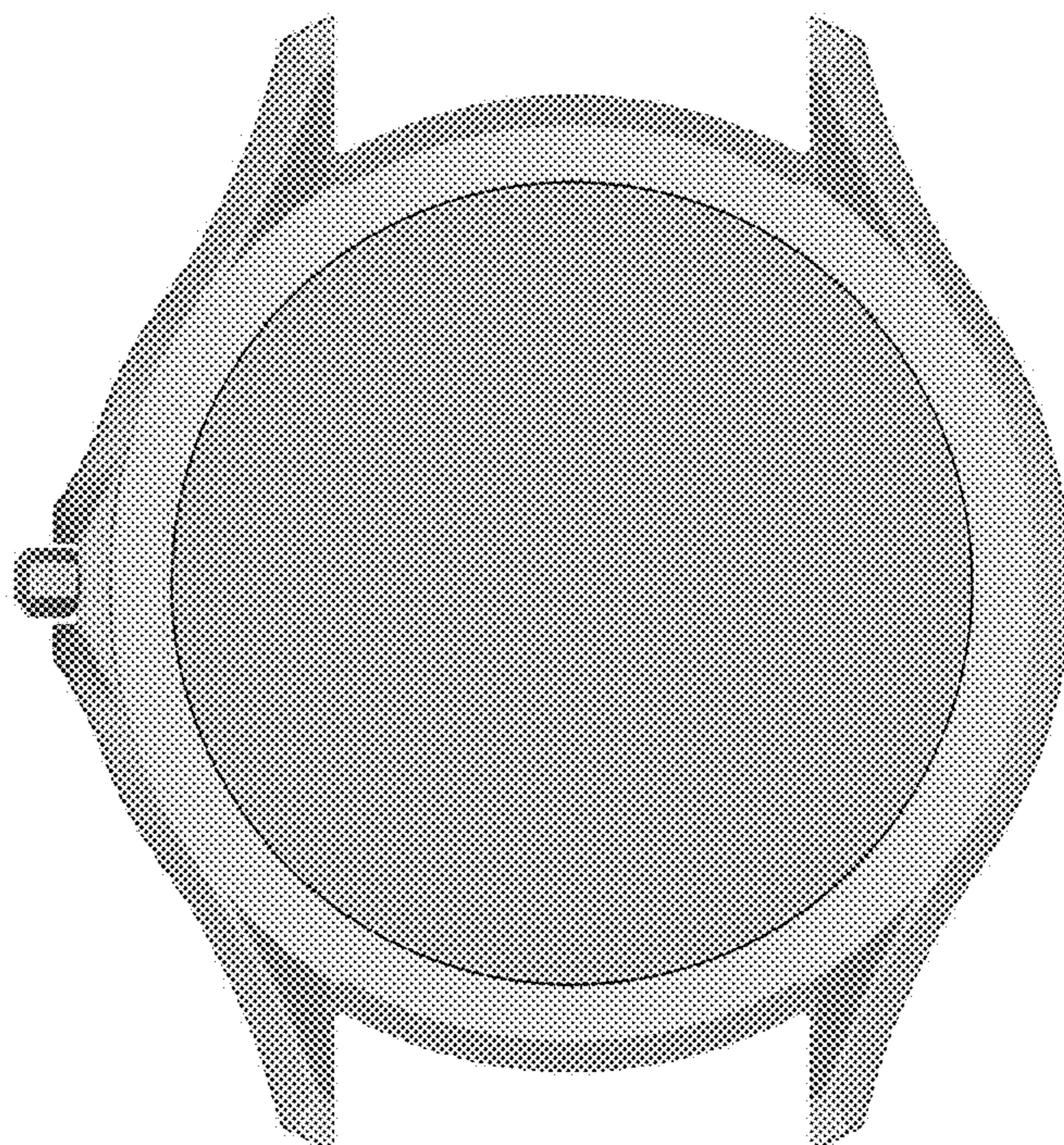


FIG. 6



FIG. 7



FIG. 8

