



US00D799975S

(12) **United States Design Patent** (10) **Patent No.:** **US D799,975 S**
Anvaripour (45) **Date of Patent:** **** Oct. 17, 2017**

(54) **CONTAINER FOR POWDERED OR GRANULATED PRODUCTS**

(71) Applicant: **Arash Anvaripour**, Irvine, CA (US)

(72) Inventor: **Arash Anvaripour**, Irvine, CA (US)

(**) Term: **14 Years**

(21) Appl. No.: **29/523,093**

(22) Filed: **Apr. 6, 2015**

(51) **LOC (10) Cl.** **09-01**

(52) **U.S. Cl.**
USPC **D9/532; D9/575; D9/535; D9/668; D21/682**

(58) **Field of Classification Search**

USPC D9/516, 519, 522, 529, 531, 537, 540, D9/543, 550, 551, 668, 715, 719, 742, D9/757, 532, 535; D21/680, 682
CPC A63B 21/072; B65D 81/365
See application file for complete search history.

(56) **References Cited**

U.S. PATENT DOCUMENTS

D502,747 S *	3/2005	Anderson	A63B 21/072 D21/680
D550,095 S *	9/2007	De Oliveira Neto	D9/519
D585,303 S *	1/2009	Fitzsimmons	D7/590
D644,102 S *	8/2011	Kopulos	D9/434
D654,971 S *	2/2012	Januszek	D21/682
D683,803 S *	6/2013	Childs	D21/681
D685,866 S *	7/2013	Kinsbourne	D21/682
D692,509 S *	10/2013	Kessler	D21/682
D715,177 S *	10/2014	Vaughan	D11/81
D726,264 S *	4/2015	Agate	D21/682
D726,842 S *	4/2015	Ross	D21/680
D726,843 S *	4/2015	Barton	D21/682
D728,040 S *	4/2015	Peterson	D21/680
D731,011 S *	6/2015	Buchanan	D21/682

2007/0087914 A1*	4/2007	Connelly	A63B 21/072 482/93
2010/0255960 A1*	10/2010	Kessler	A63B 21/072 482/93
2011/0111929 A1*	5/2011	Allison	A63B 21/072 482/108
2011/0275494 A1*	11/2011	Radi	A63B 21/0602 482/93
2012/0046148 A1*	2/2012	Aguila	A63B 21/072 482/93
2012/0322631 A1*	12/2012	Januszek	A63B 21/072 482/108
2013/0012367 A1*	1/2013	Williams	A63B 21/072 482/108
2013/0337980 A1*	12/2013	Himmelrick	A63B 21/072 482/108

* cited by examiner

Primary Examiner — Ian Simmons

Assistant Examiner — Keith Frank

(57) **CLAIM**

The ornamental design for a container for powdered or granulated products, as shown and described.

DESCRIPTION

FIG. 1 is a front perspective view of a container for powdered or granulated products according to my new design;

FIG. 2 is a front elevational view thereof;

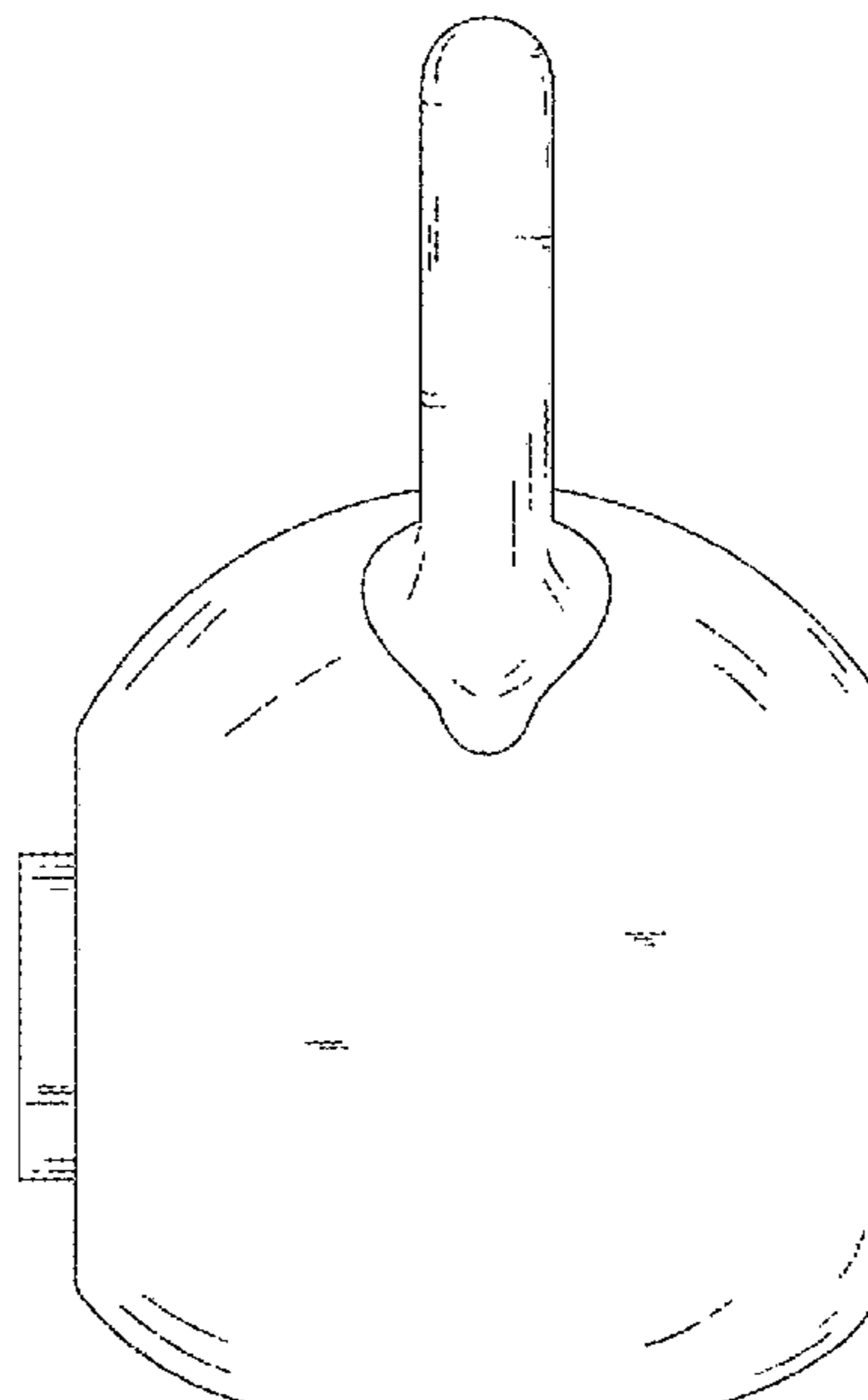
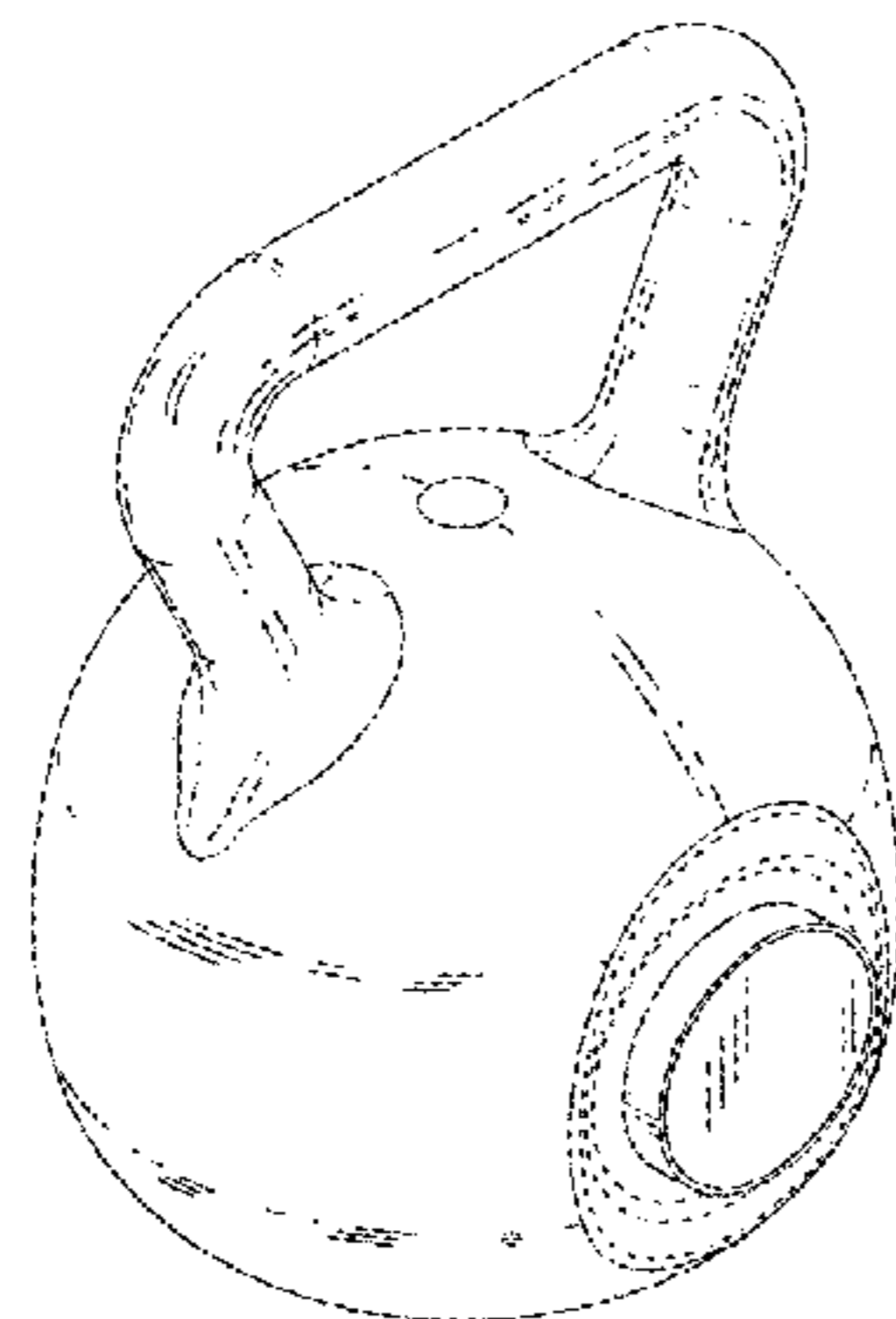
FIG. 3 is a side elevational view, the other side being a mirror image thereof;

FIG. 4 is a rear elevational view thereof; and,

FIG. 5 is a top plan view thereof.

The broken lines in the drawings showing the container for powdered or granulated products illustrate the portions that form no part of the claimed design.

1 Claim, 5 Drawing Sheets



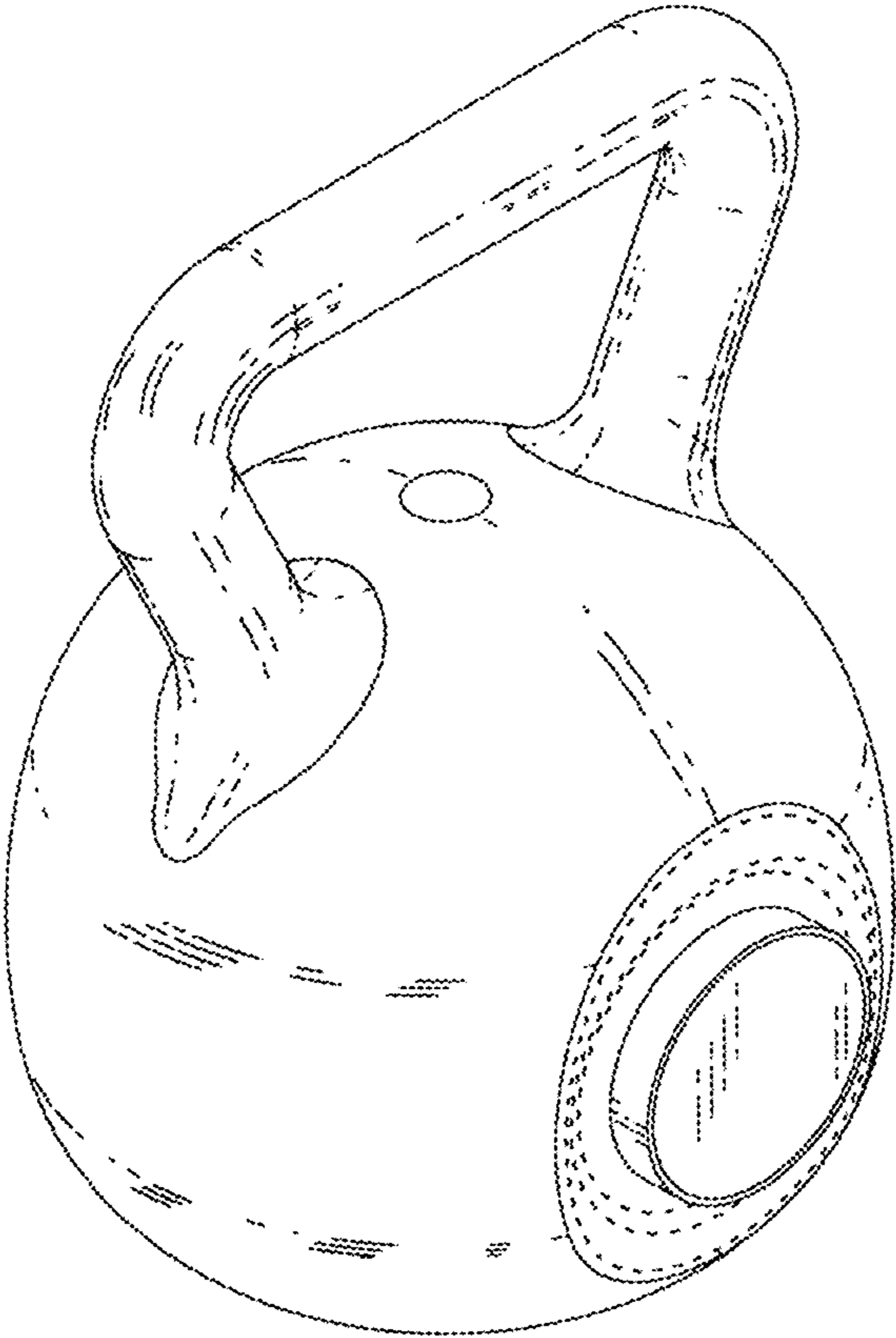


Figure 1

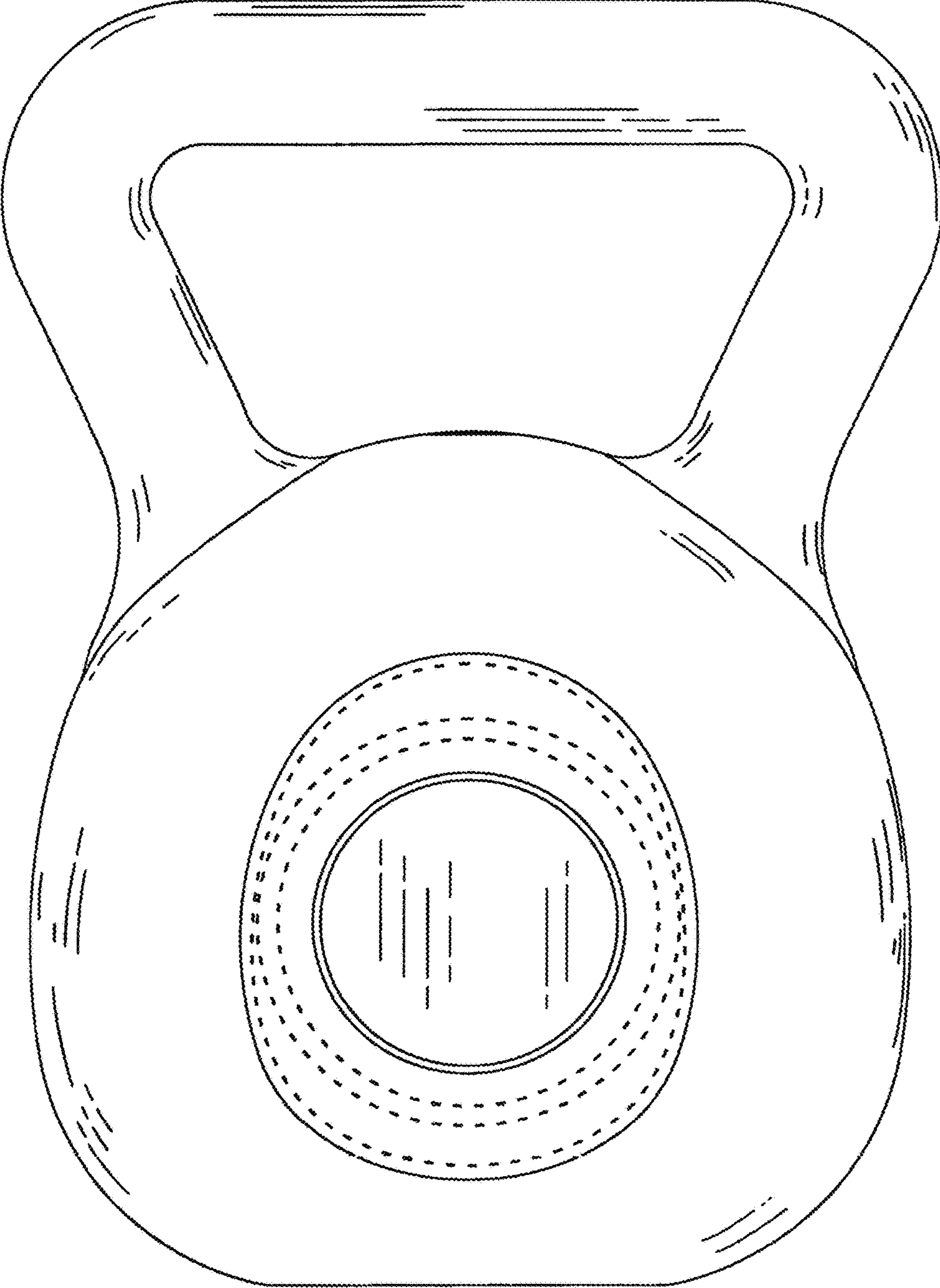


Figure 2

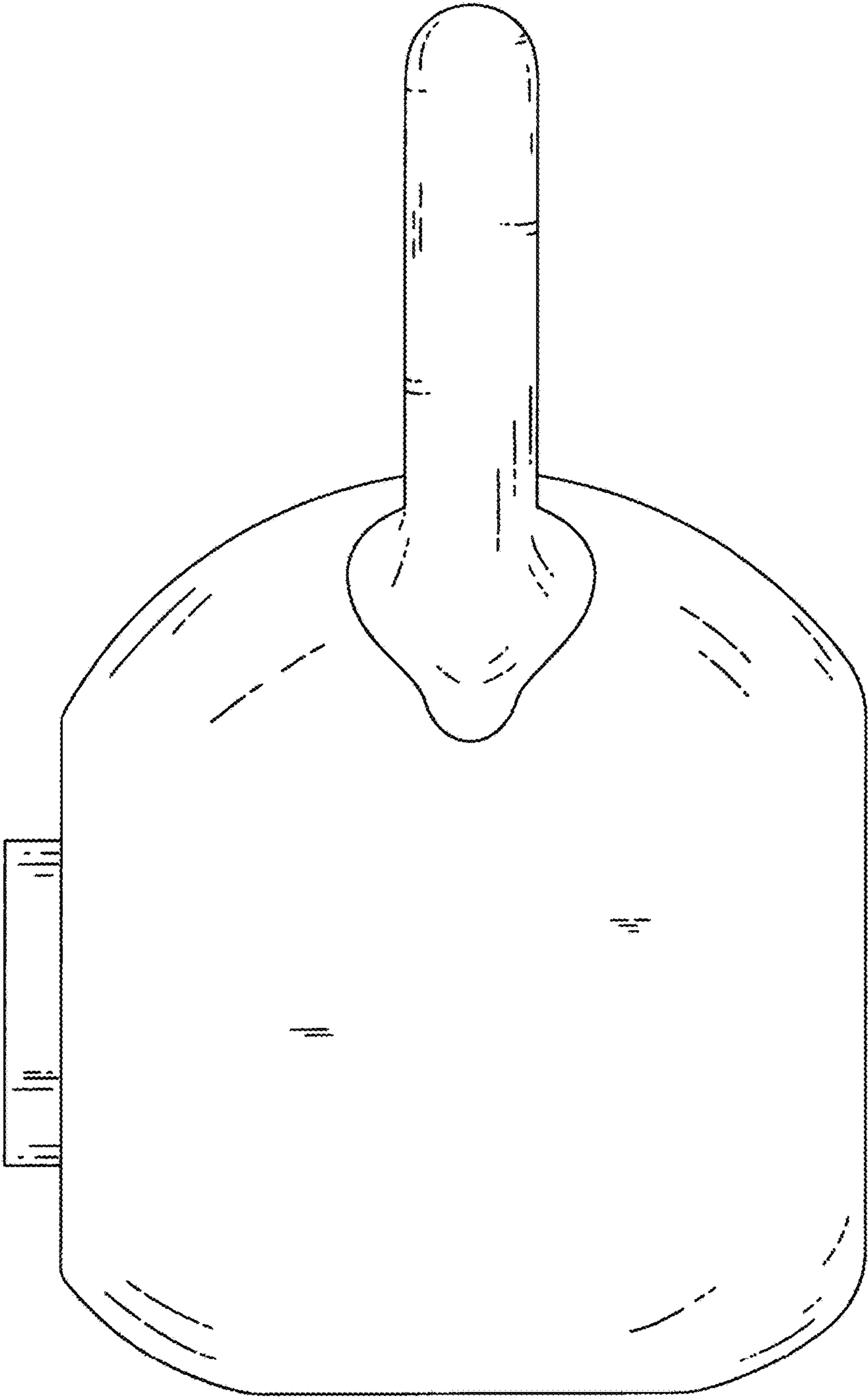


Figure 3

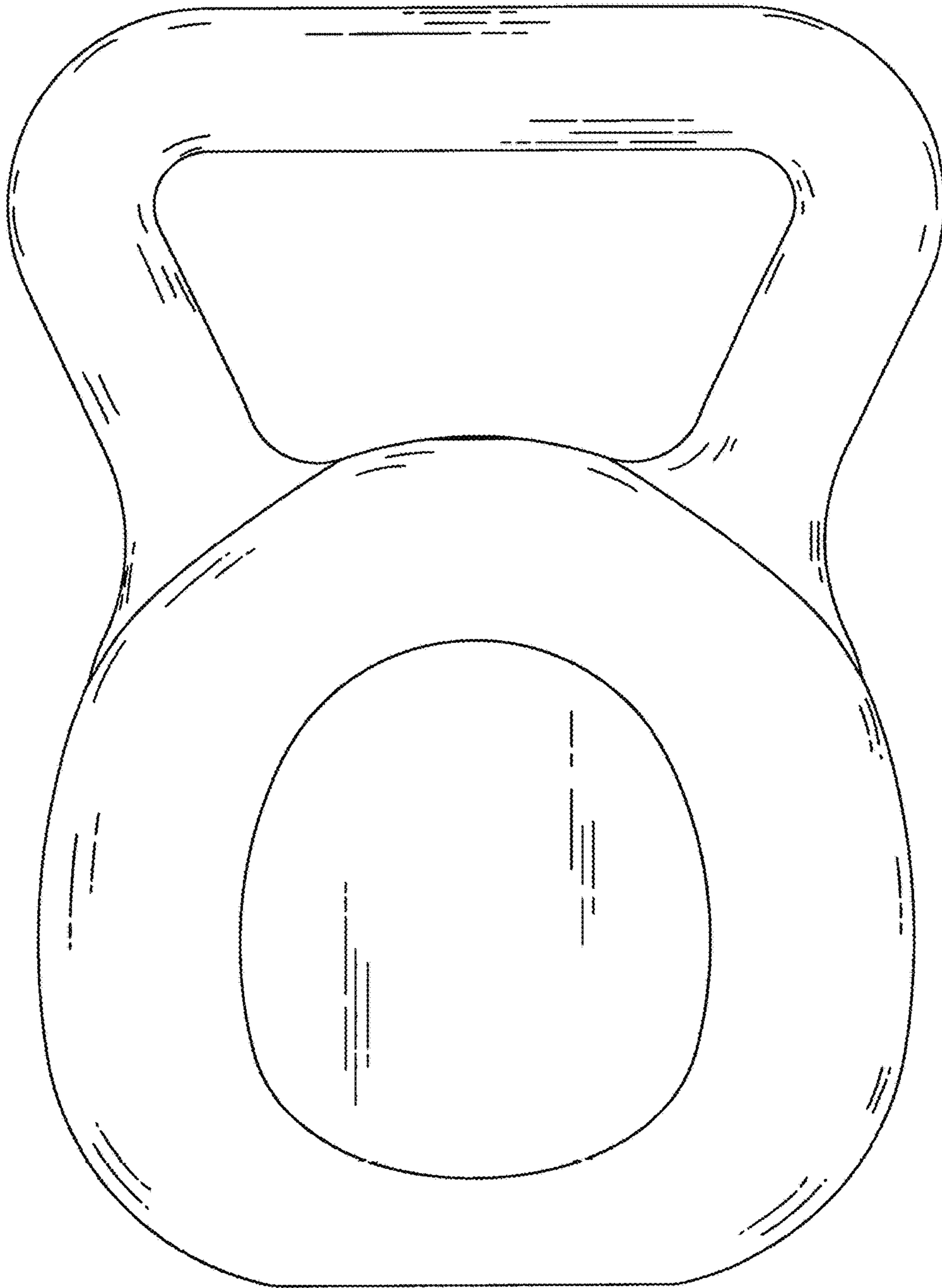


Figure 4

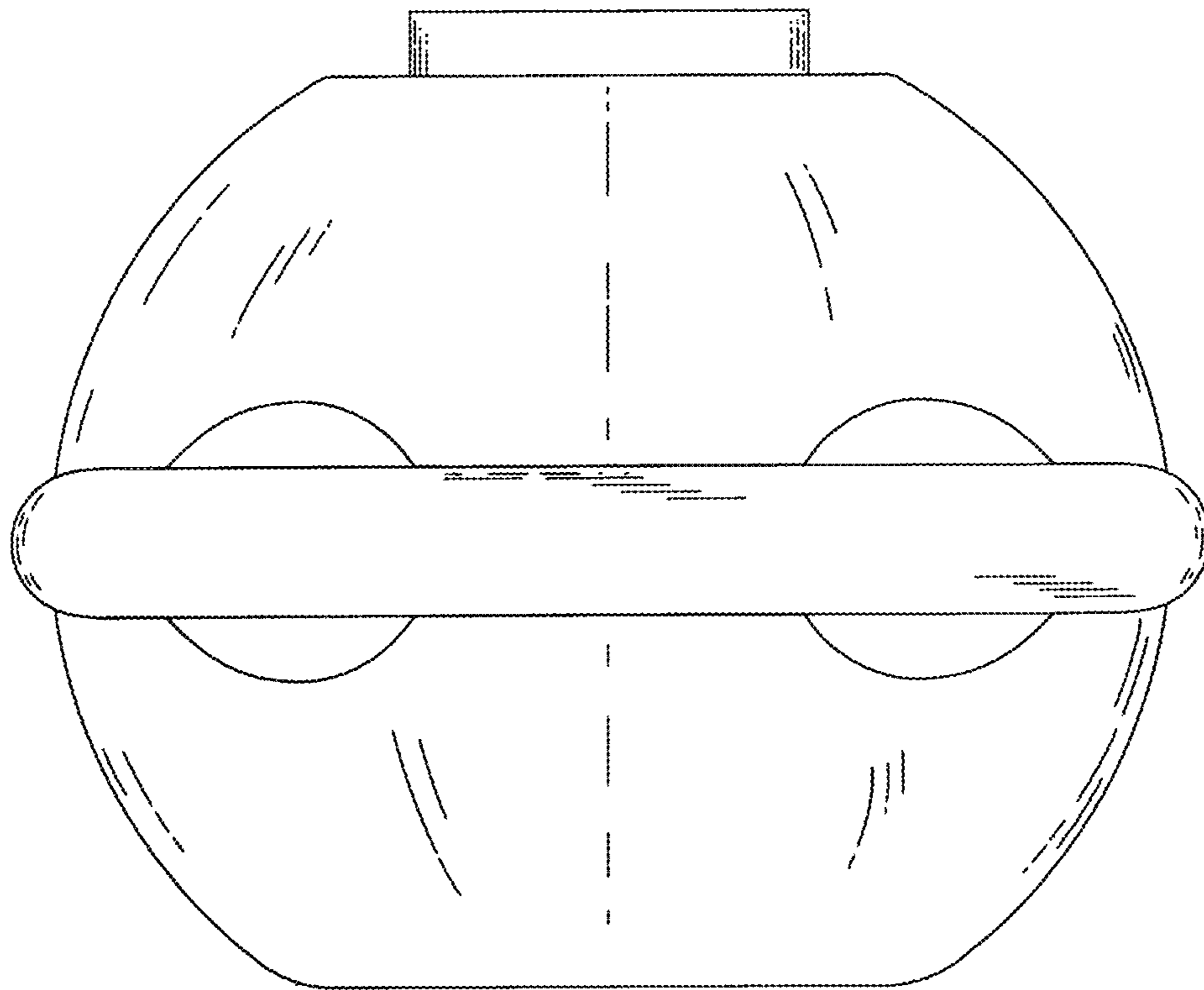


Figure 5