

US00D799961S

(12) **United States Design Patent** (10) **Patent No.:** **US D799,961 S**
Yu (45) **Date of Patent:** **** Oct. 17, 2017**

(54) **CAP**
(71) Applicant: **Choong Il Yu**, Guri-si (KR)
(72) Inventor: **Choong Il Yu**, Guri-si (KR)
(**) Term: **15 Years**
(21) Appl. No.: **35/500,548**
(22) Filed: **Aug. 4, 2015**

(80) **Hague Agreement Data**

Int. Filing Date: **Aug. 4, 2015**
Int. Reg. No.: **DM/087963**
Int. Reg. Date: **Aug. 4, 2015**
Int. Reg. Pub. Date: **Feb. 5, 2016**

(30) **Foreign Application Priority Data**

Feb. 4, 2015 (KR) 30-2015-0006178

(51) **LOC (10) Cl.** **09-07**

(52) **U.S. Cl.**
USPC **D9/452**

(58) **Field of Classification Search**

USPC D9/434, 435, 436, 438, 439, 440, 443,
D9/446, 447, 448, 449, 450, 452, 453,
D9/454, 502, 503, 504, 516, 517, 529;
D7/300, 300.1, 216, 317, 387, 391, 392.1,
D7/393, 396.2, 509, 510, 511, 523,
D7/525-531, 538, 541, 549, 629, 703,
D7/900
CPC . B65D 23/00; B65D 1/00; B65D 1/02; B65D
1/0223; B65D 2501/00; B65D 2501/0009;
B65D 83/06; B65D 50/041; A47G 18/22;
A47G 18/23

See application file for complete search history.

(56) **References Cited**

U.S. PATENT DOCUMENTS

3,198,369 A * 8/1965 St Jacques B65D 41/12
215/328
5,263,600 A * 11/1993 Henning B65D 41/0464
215/295

D381,881 S * 8/1997 Shaul D8/40
D385,191 S * 10/1997 Cheek D9/436
D462,506 S * 9/2002 Davison, III D2/869
D469,649 S * 2/2003 Kreuzer D6/610
D495,255 S * 8/2004 Lewis D9/436
D543,456 S * 5/2007 Muhlemann D9/452
D548,016 S * 8/2007 Jackson D7/625
D614,029 S * 4/2010 Lake, Jr. D9/451
D644,822 S * 9/2011 Keppler D2/870
D670,166 S * 11/2012 Lavender D9/452
D682,596 S * 5/2013 Messing D6/688
D687,299 S * 8/2013 Peykoff D9/453
D687,314 S * 8/2013 Armani D9/503
D690,201 S * 9/2013 Klebeck D9/439

(Continued)

Primary Examiner — Eric Goodman
Assistant Examiner — Bao-Yen Nguyen
(74) *Attorney, Agent, or Firm* — Birch, Stewart, Kolasch
& Birch, LLP

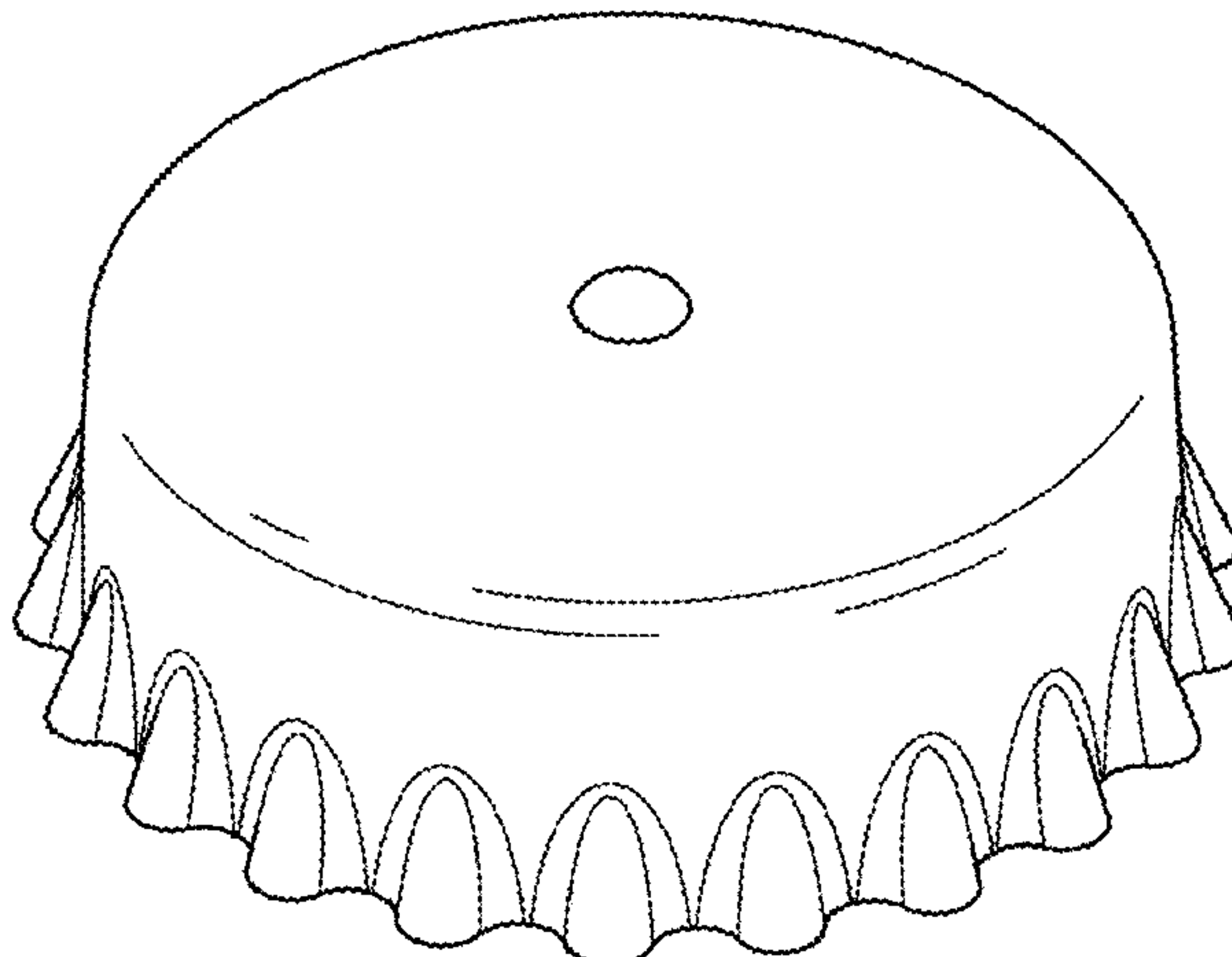
(57) **CLAIM**

The ornamental design for a cap, as shown and described.

DESCRIPTION

1. Cap
1.1 is a perspective view.
1.2 is a front view.
1.3 is a back view.
1.4 is a left view.
1.5 is a right view.
1.6 is a top view.
1.7 is a bottom view.
1.8 is a bottom perspective view.
1.9 is a cross-sectional view.
1.10 is a perspective view shown in a state of use.
The broken lines in FIG. 1.10 indicate unclaimed environment and form no part of the claimed design.

1 Claim, 10 Drawing Sheets



(56)

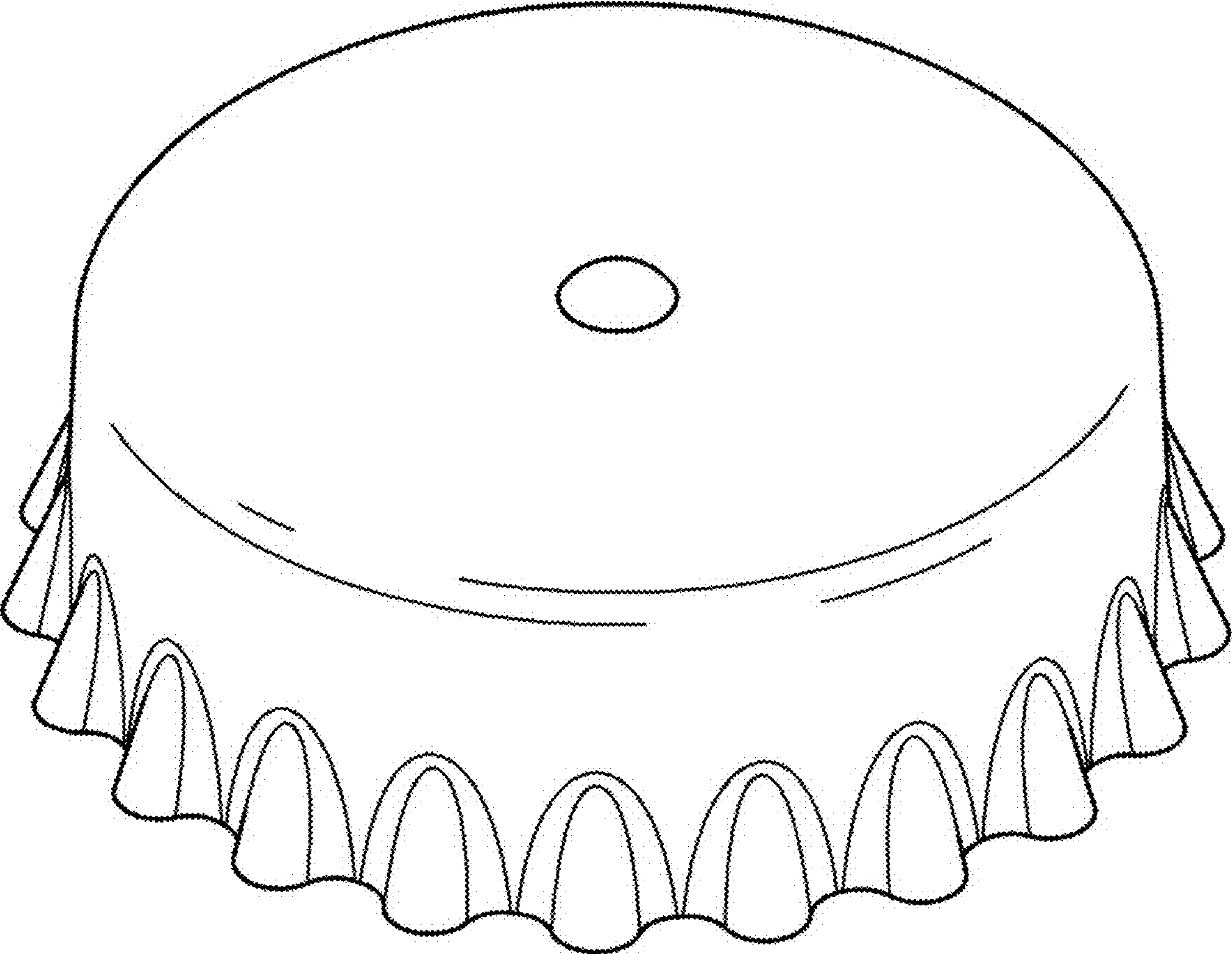
References Cited

U.S. PATENT DOCUMENTS

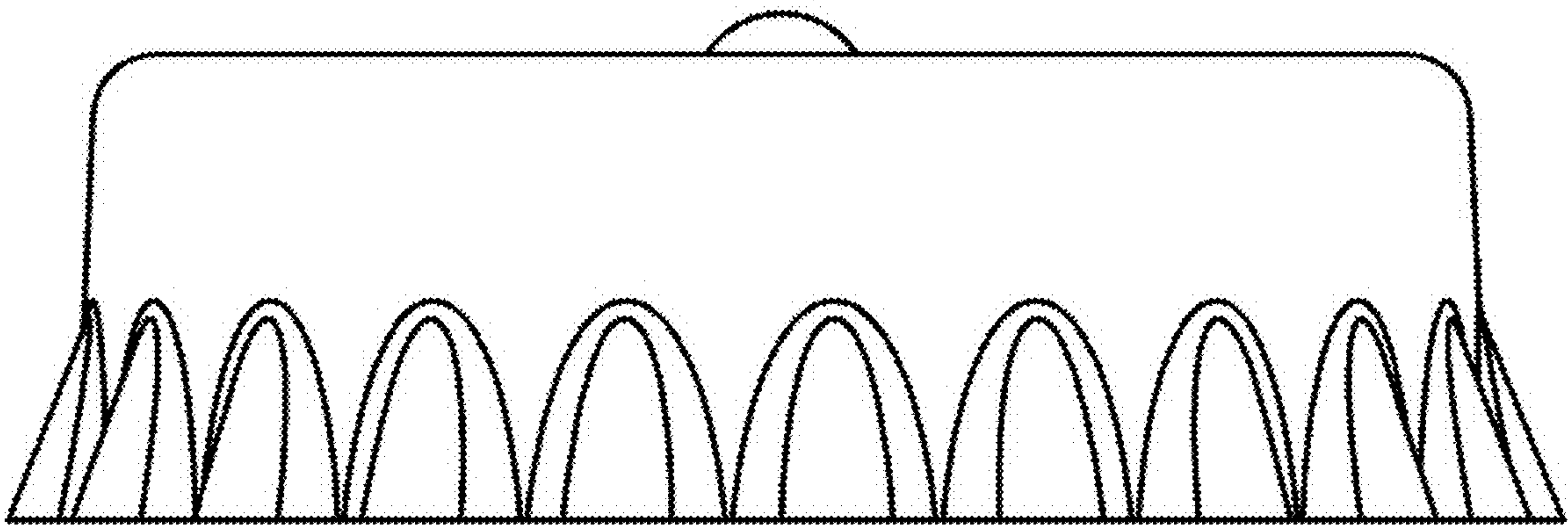
D736,625 S * 8/2015 Laureano D9/454
2005/0006334 A1* 1/2005 Luker B65D 41/0485
215/334

* cited by examiner

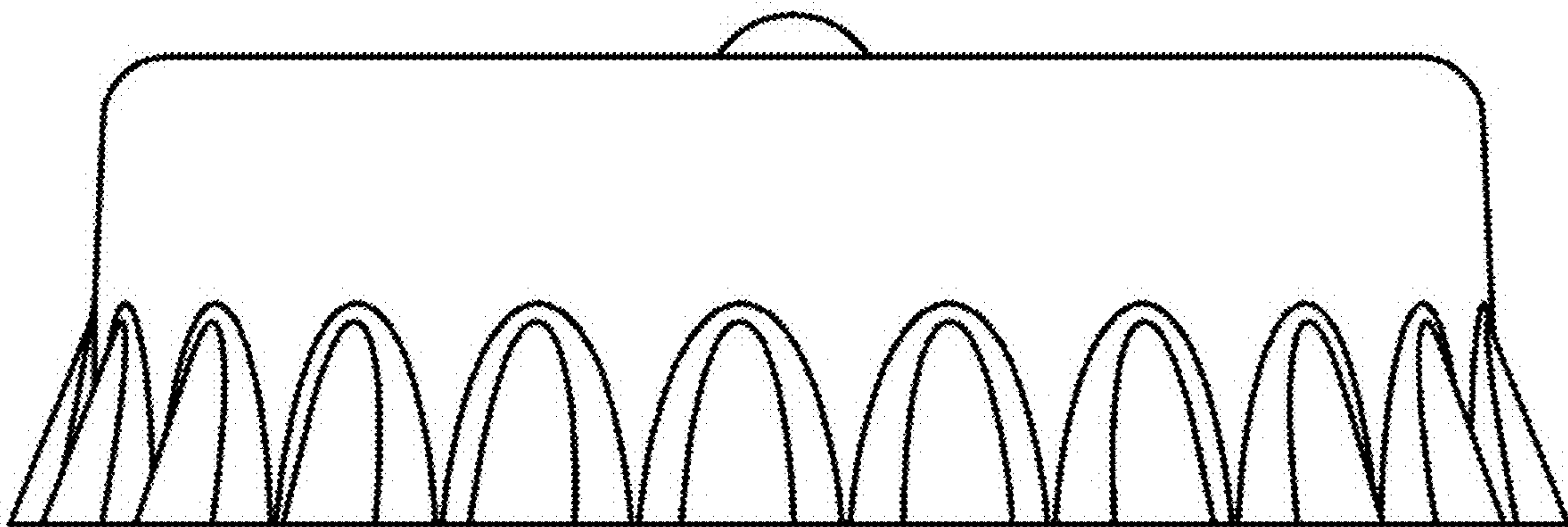
1.1



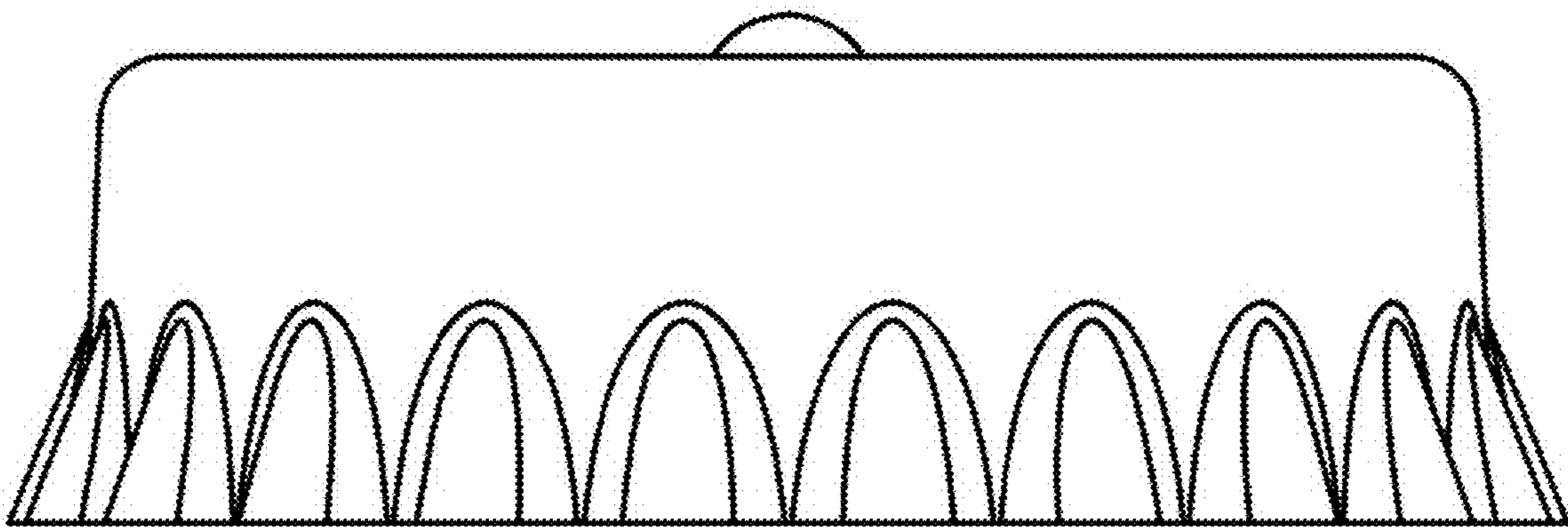
1.2



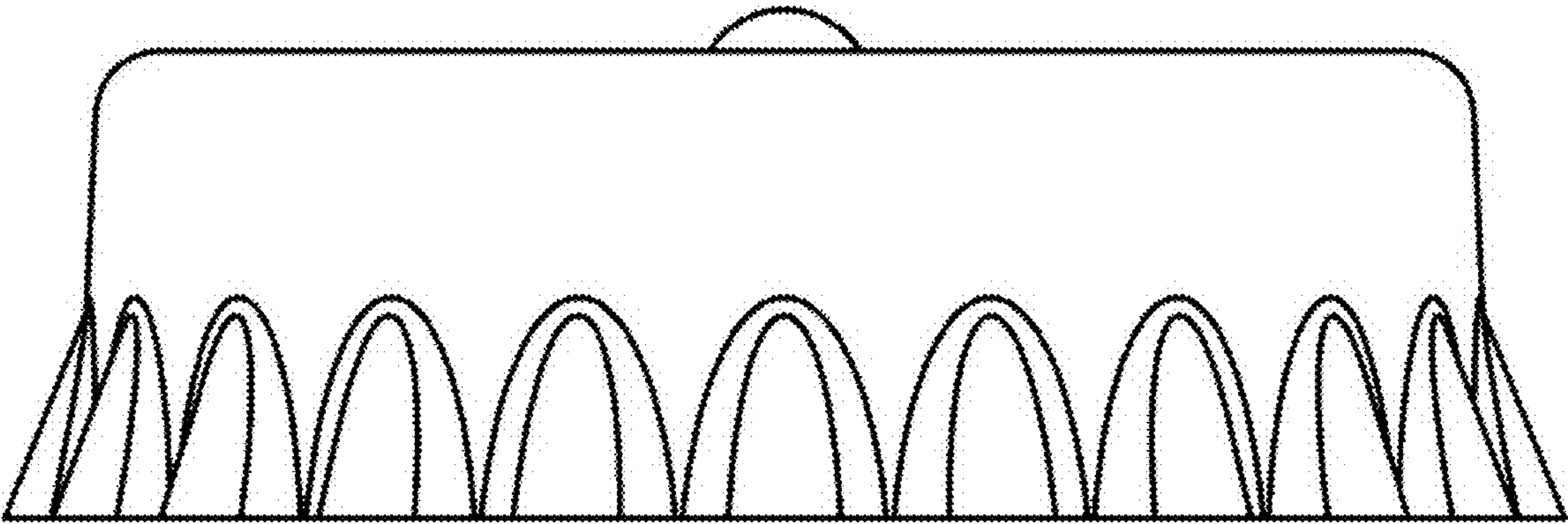
1.3



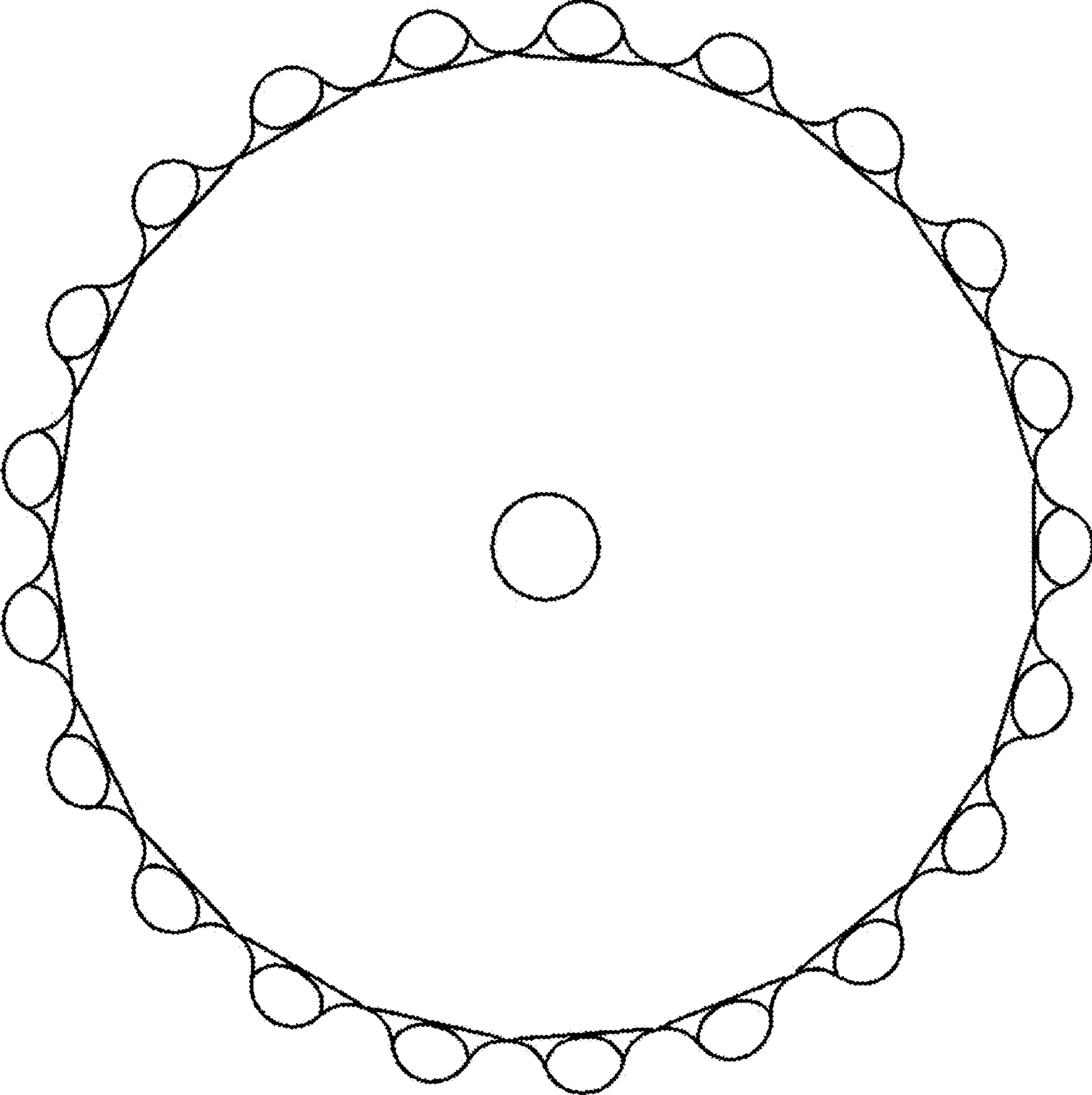
1.4




1.5



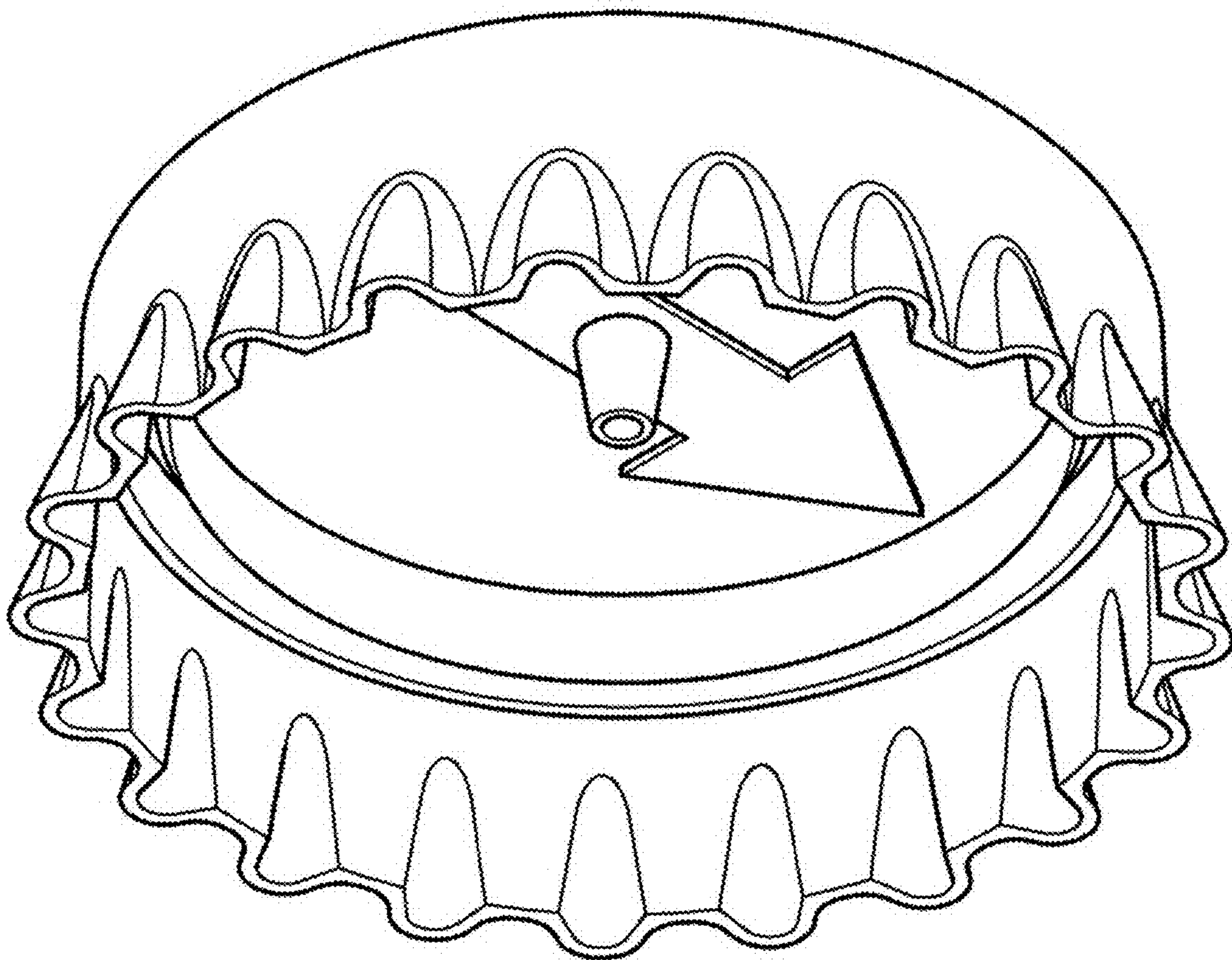
1.6



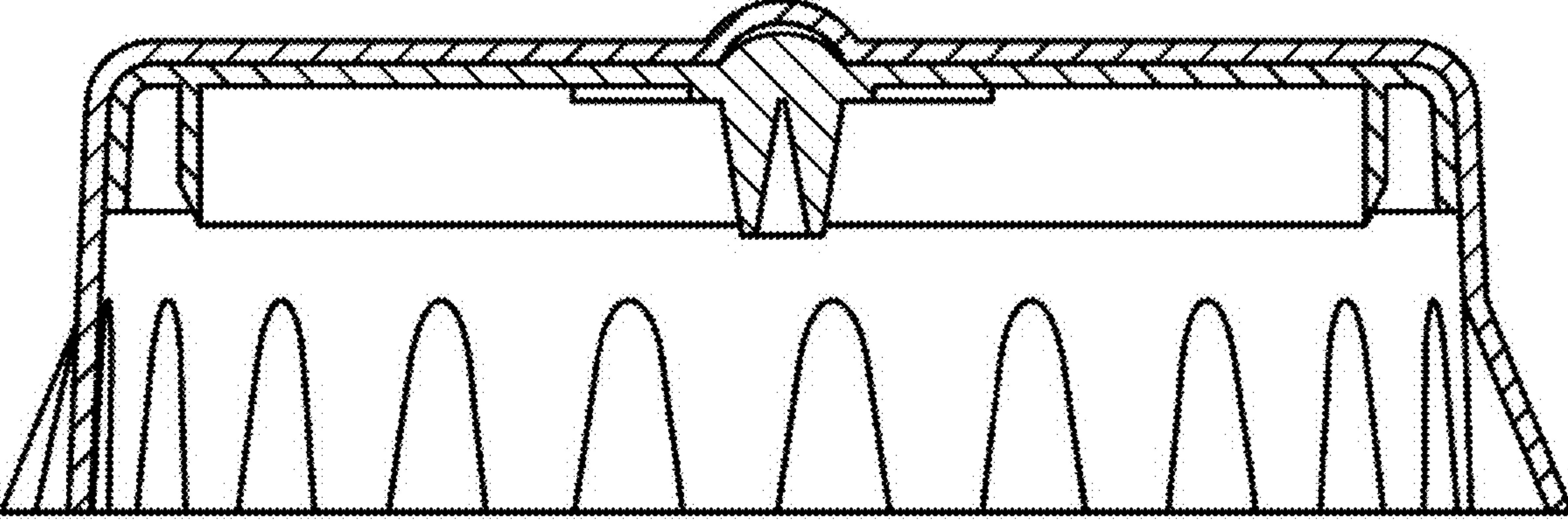
1.7



1.8



1.9



1.10

