



US00D799931S

(12) **United States Design Patent**
Langenwalter et al.

(10) **Patent No.:** **US D799,931 S**
(45) **Date of Patent:** **** Oct. 17, 2017**

(54) **HANDHELD MULTI-TOOL WITH OPPOSING ROLLER AND CUTTING BLADE**

(71) Applicant: **ORIGIN POINT BRANDS, LLC**,
North Charleston, SC (US)

(72) Inventors: **Duane E Langenwalter**, Monroe, CT (US); **Ning Xue**, Danbury, CT (US)

(73) Assignee: **Origin Point Brands, LLC**, North Charleston, SC (US)

(**) Term: **15 Years**

(21) Appl. No.: **29/547,449**

(22) Filed: **Dec. 3, 2015**

(51) **LOC (10) Cl.** **08-03**

(52) **U.S. Cl.**
USPC **D8/98**

(58) **Field of Classification Search**
USPC D8/98, 99, 105, 51, 14
CPC B26B 11/00; B26B 1/08; B26B 5/001;
B26B 5/005
See application file for complete search history.

(56) **References Cited**

U.S. PATENT DOCUMENTS

- 4,884,342 A * 12/1989 McNamara B26B 29/02
30/162
- 4,899,797 A 2/1990 Green
- 4,901,821 A * 2/1990 Robbins F03G 1/08
185/40 R
- 4,974,320 A * 12/1990 Pelletier B26B 11/00
30/123
- D439,128 S * 3/2001 Wass D8/98

- D441,631 S * 5/2001 Carroll D8/51
- D536,593 S * 2/2007 Fraga D8/99
- D537,699 S * 3/2007 Fraga D8/99
- 7,305,729 B2 * 12/2007 Dehner B26B 11/00
30/162
- D582,239 S * 12/2008 Eby D8/98
- 7,526,902 B2 5/2009 Green et al.
- 7,694,422 B2 * 4/2010 Vaes B25F 1/00
30/162
- 7,997,044 B2 8/2011 Green et al.
- 8,056,602 B1 11/2011 Green

* cited by examiner

Primary Examiner — Phillip S Hyder

(74) *Attorney, Agent, or Firm* — Timothy D. St. Clair;
Nexsen Pruet, LLC

(57) **CLAIM**

The ornamental design for a handheld multi-tool with opposing roller and cutting blade, as shown and described.

DESCRIPTION

FIG. 1 is a front, side perspective view of a handheld multi-tool with opposing roller and cutting blade showing our new design;

FIG. 2 is a top plan view thereof;

FIG. 3 is a bottom plan view thereof;

FIG. 4 is a right side elevation view thereof;

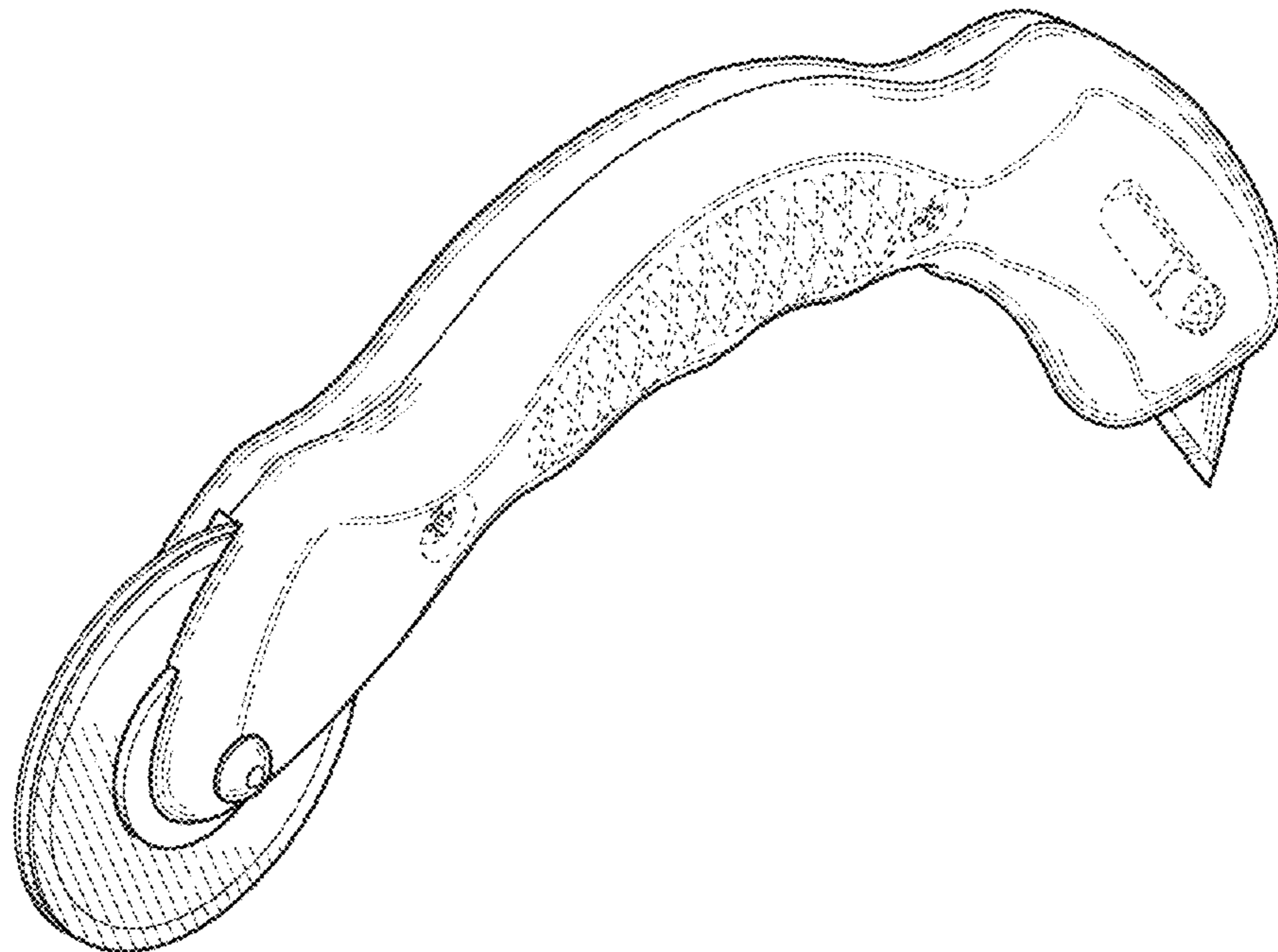
FIG. 5 is a left side elevation view thereof;

FIG. 6 is a front elevation view thereof; and,

FIG. 7 is a rear elevation view thereof.

The broken lines depict portions of the multi-tool with opposing roller and cutting blade in which the design is embodied that are not considered part of the claimed design.

1 Claim, 7 Drawing Sheets



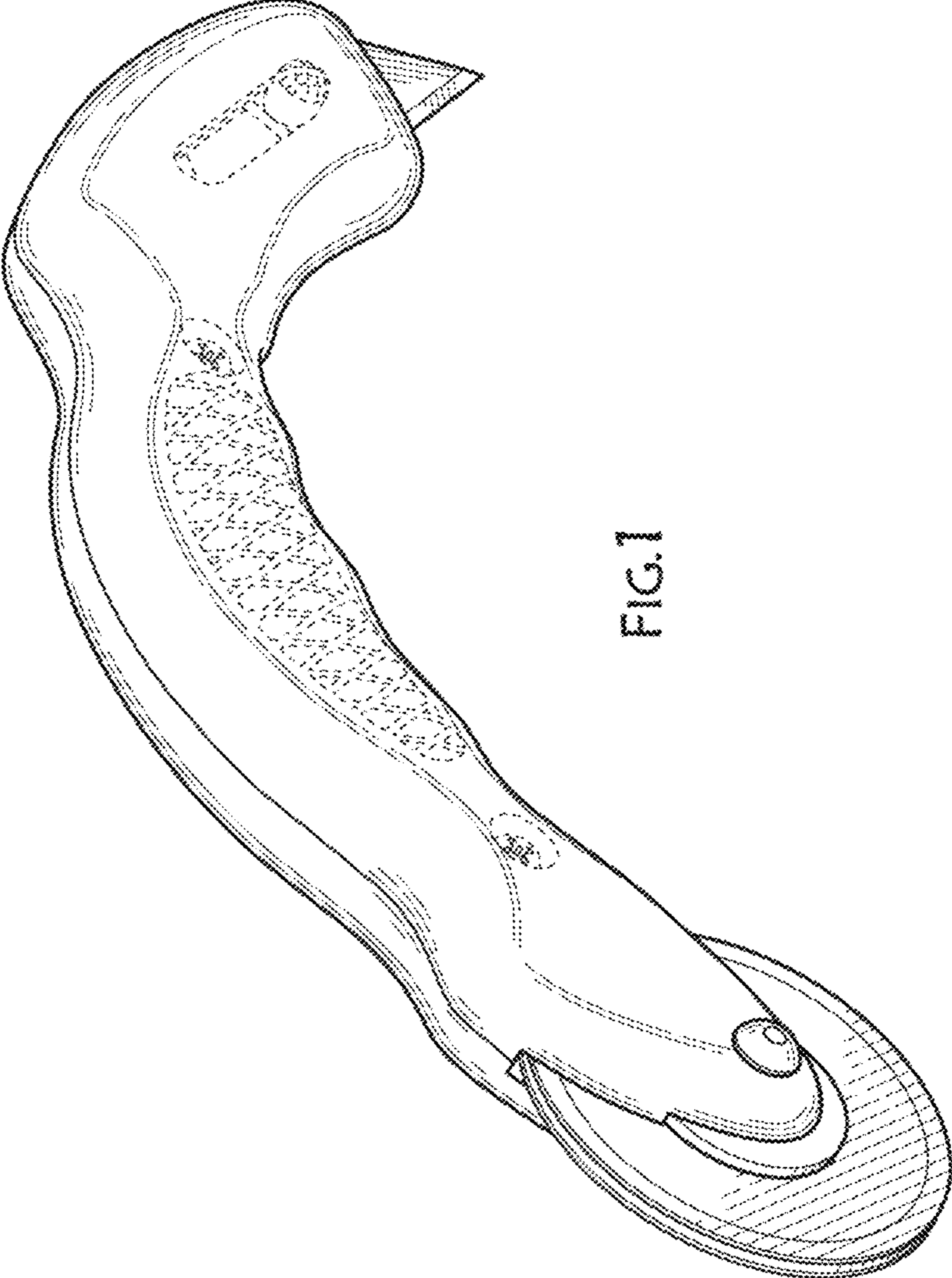


FIG. 1

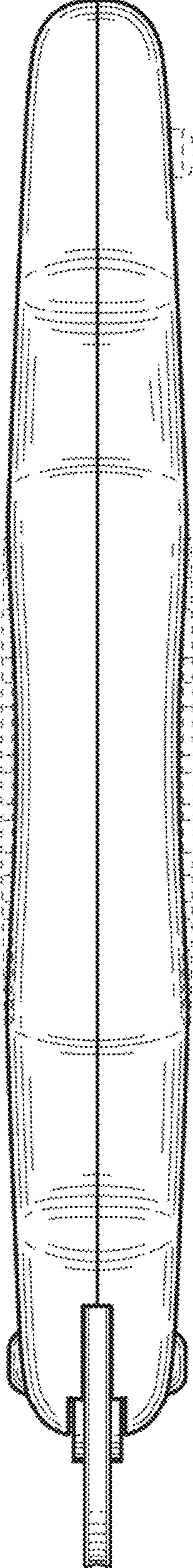


FIG.2

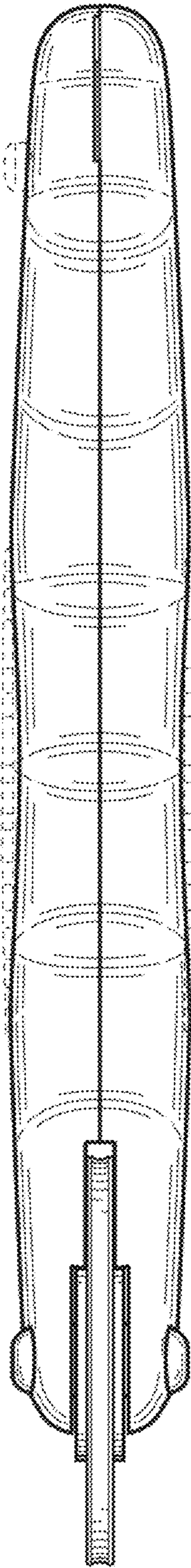


FIG.3

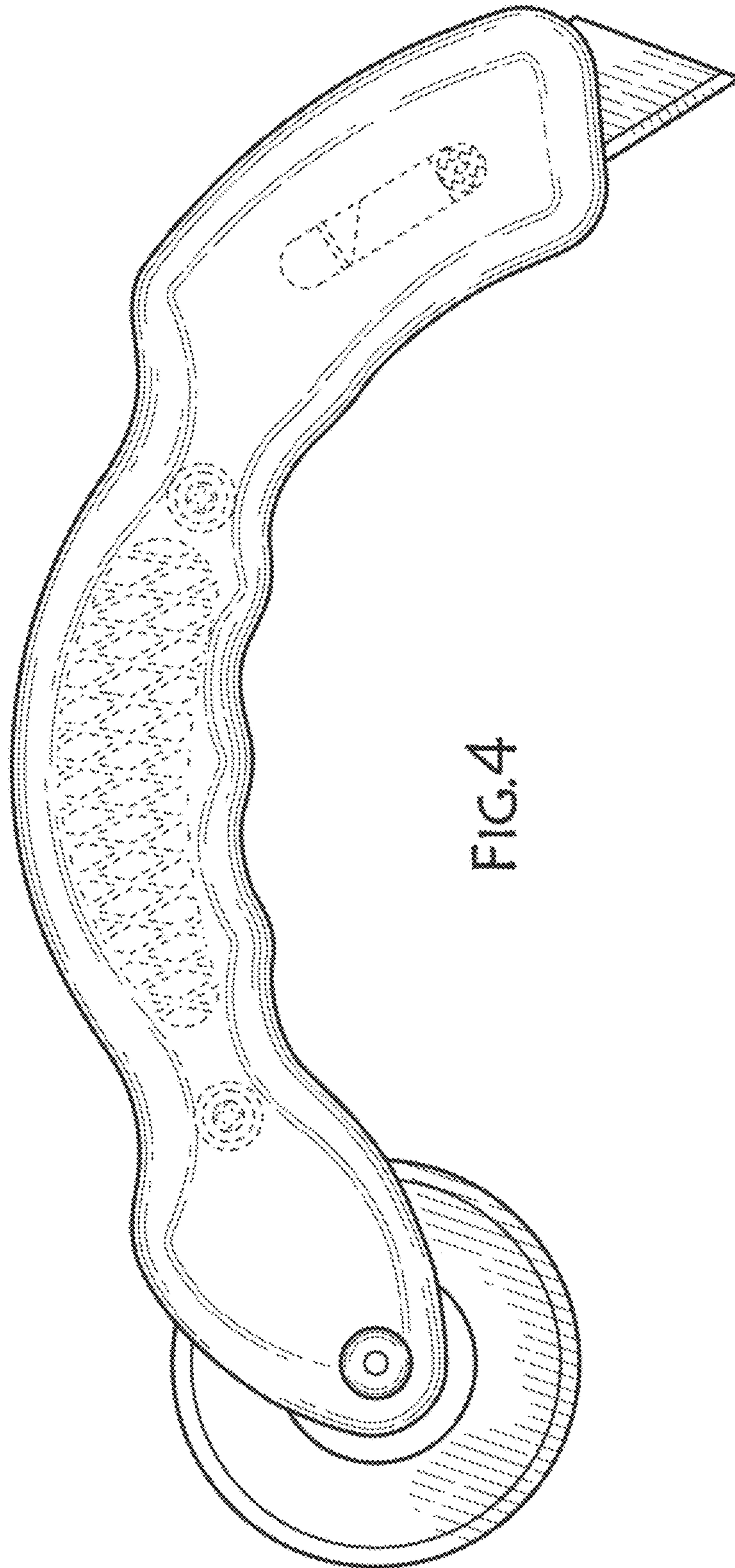


FIG. 4

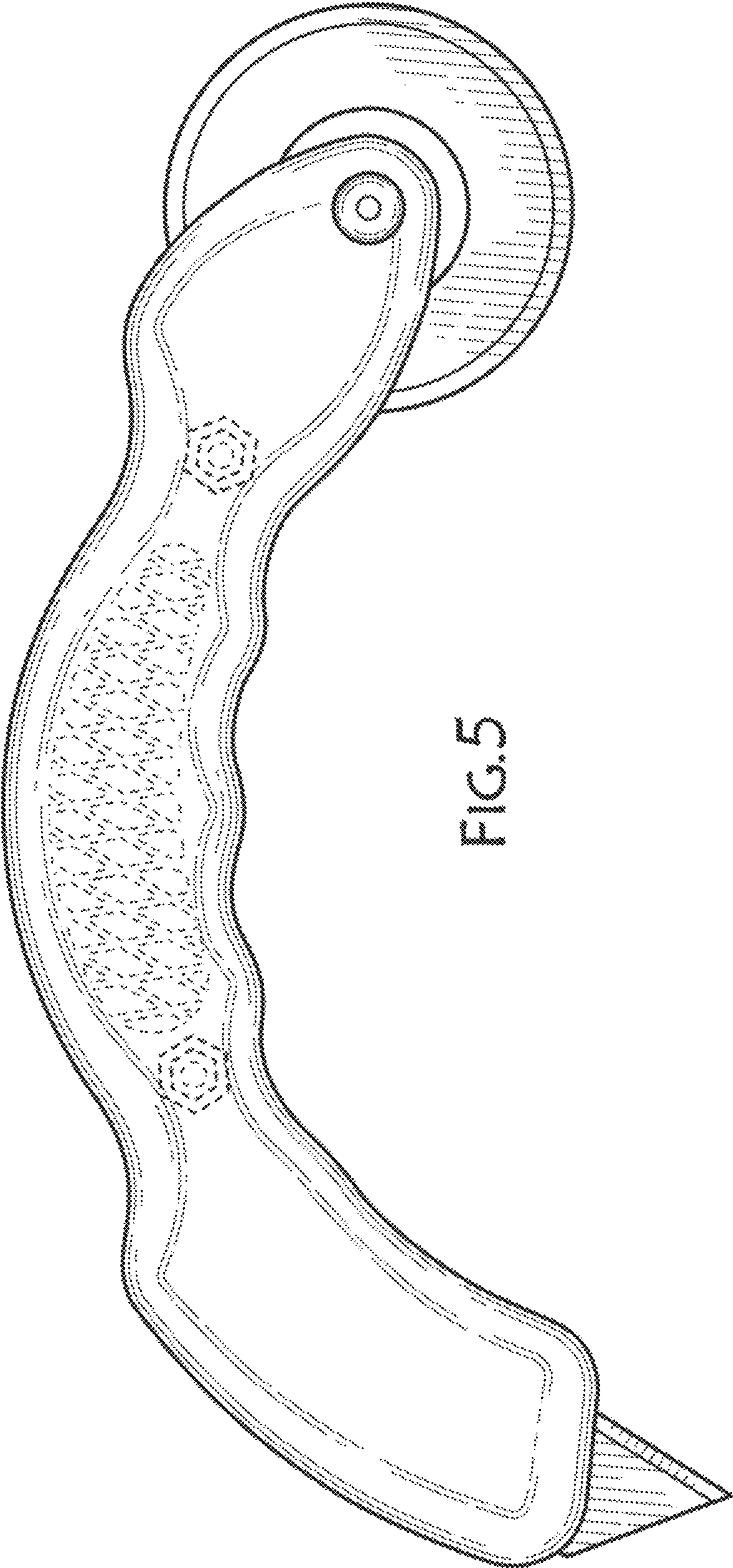


FIG.5

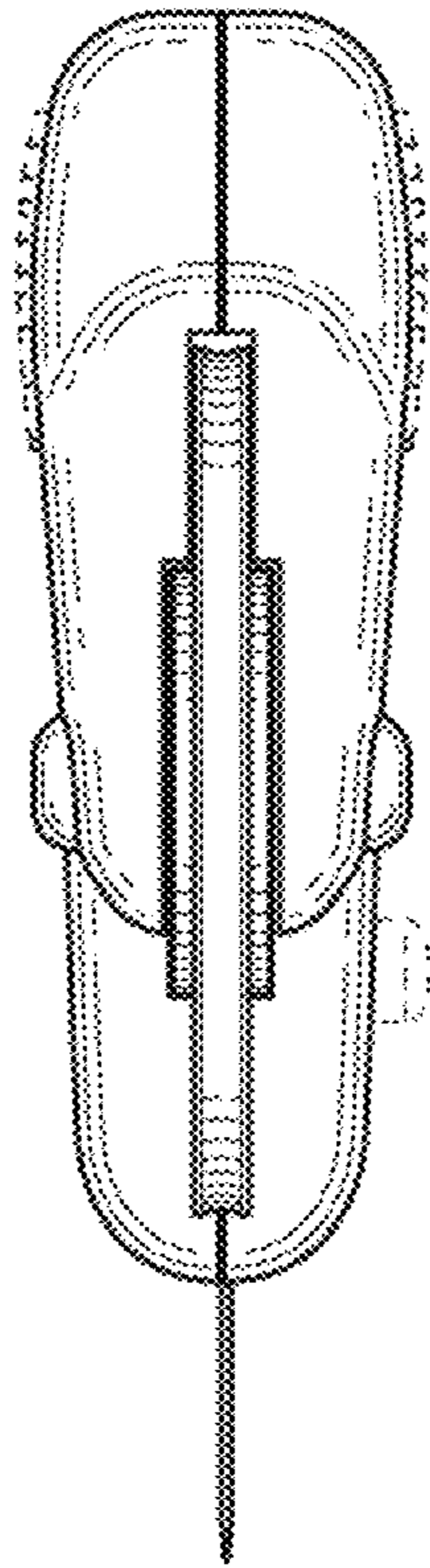


FIG.6

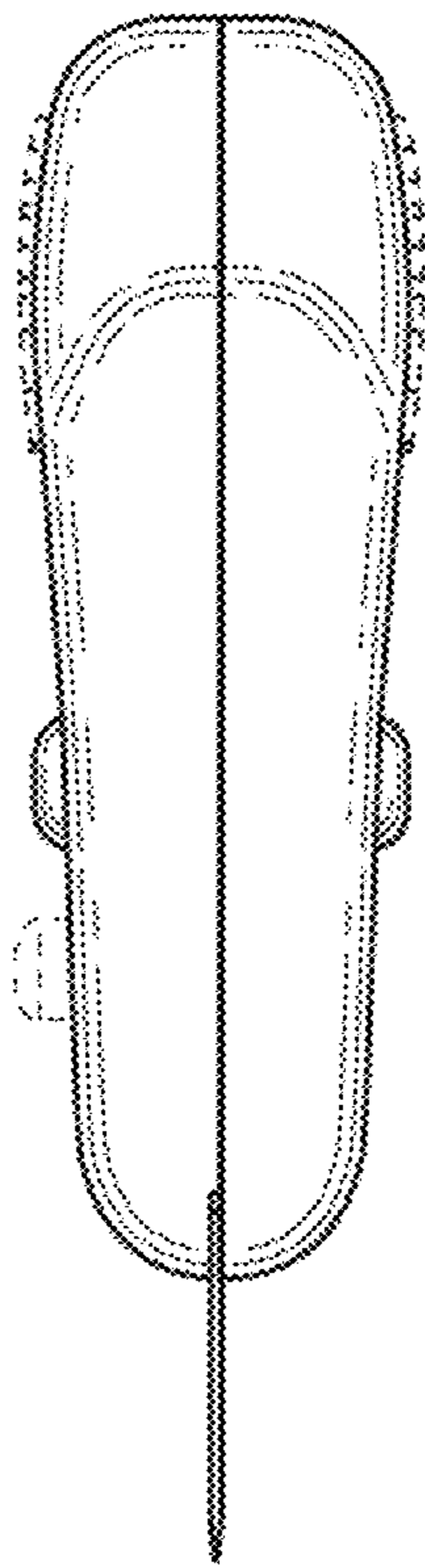


FIG. 7