

US00D799930S

(12) **United States Design Patent**
Chalfant

(10) **Patent No.:** **US D799,930 S**

(45) **Date of Patent:** **** Oct. 17, 2017**

- (54) **HOOK AND KNIFE SHARPENER**
- (71) Applicant: **Smith's Consumer Products, Inc.**, Hot Springs, AR (US)
- (72) Inventor: **Louis Chalfant**, Hot Springs, AR (US)
- (73) Assignee: **Smith's Consumer Products, Inc.**, Hot Springs, AR (US)

D82,929 S *	12/1930	Carpenter	76/87
1,810,727 A *	6/1931	Polson	B24D 15/082 76/87
D113,211 S *	1/1939	Zimmer	D8/93
D128,160 S *	7/1941	Cruncleton	D8/93
D145,803 S *	10/1946	Jones	D8/93
D149,342 S *	4/1948	Davis	D8/93
2,446,909 A *	8/1948	Davis	B24D 15/065 76/87
2,448,629 A *	9/1948	Schmidt	B24D 15/08 76/88

(**) Term: **15 Years**

(Continued)

(21) Appl. No.: **29/560,861**

Primary Examiner — Philip S Hyder

Assistant Examiner — Roselynn Cody

(22) Filed: **Apr. 11, 2016**

(74) *Attorney, Agent, or Firm* — Richard Blakely
Glasgow

(51) **LOC (10) Cl.** **08-05**

(52) **U.S. Cl.**
USPC **D8/93**

(57) **CLAIM**

(58) **Field of Classification Search**
USPC D8/14, 63, 71, 90-94
CPC B23Q 3/00; B24B 3/36; B24B 3/48; B24B
3/54; B24B 3/546; B24D 15/00; B24D
15/06; B24D 15/065; B24D 15/08; B24D
15/081; B24D 15/082; B24D 15/085;
B24D 15/088

The ornamental design for the hook and knife sharpener, as shown and described.

See application file for complete search history.

DESCRIPTION

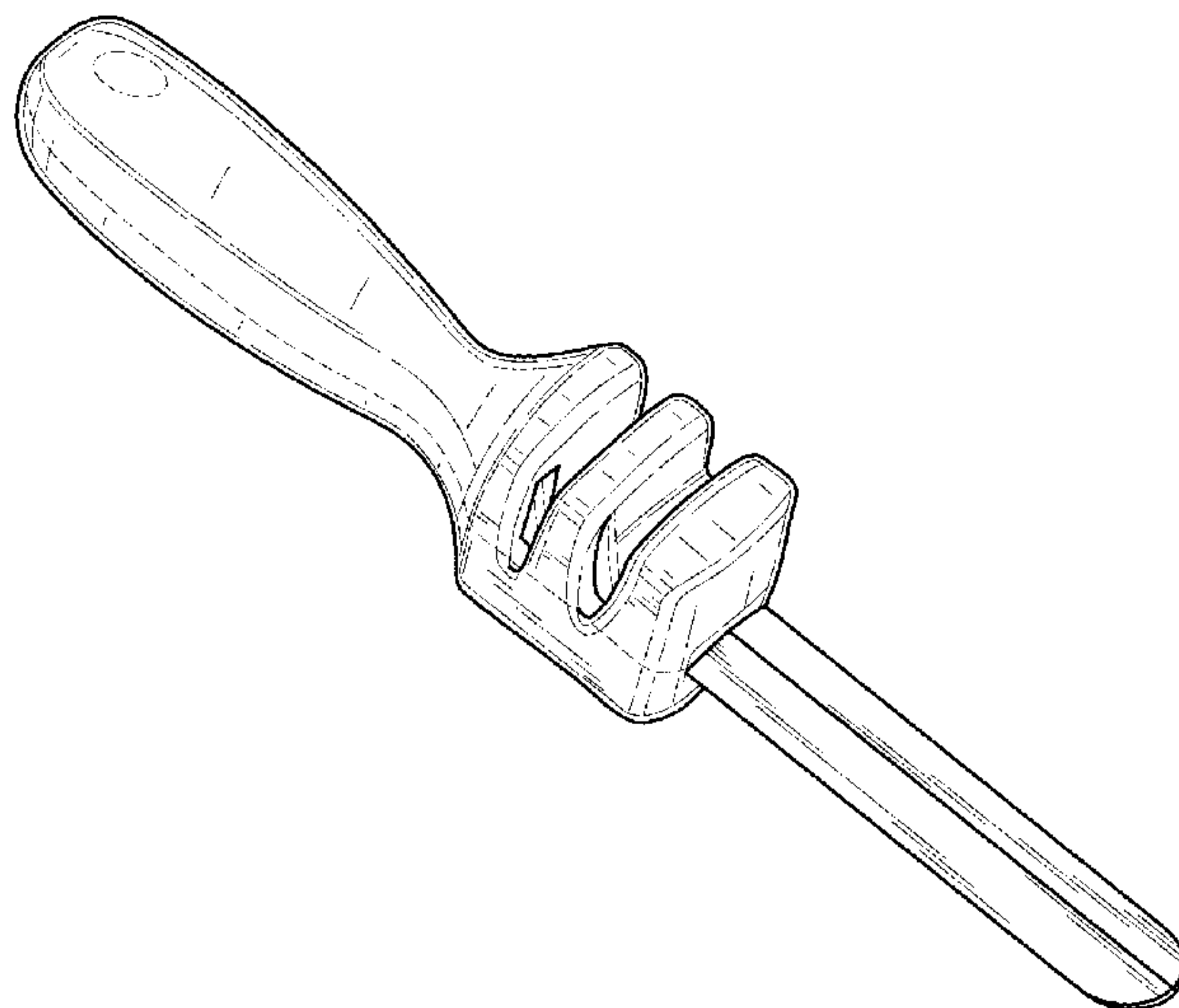
(56) **References Cited**

U.S. PATENT DOCUMENTS

52,587 A *	2/1866	Nash	B24D 15/082 76/87
332,187 A *	12/1885	Comstock	B24D 15/08 451/45
668,226 A *	2/1901	Shoemaker	B24D 15/08 451/555
D56,250 S *	9/1920	Graf	D8/93
1,388,882 A *	8/1921	Adolf	B24D 15/08 451/549
D59,951 S *	12/1921	Brook	D8/93
1,453,246 A *	4/1923	Jones	B24D 15/063 451/558
D82,356 S *	10/1930	Farquharson	D8/93

FIG. 1 is a top plan view of the design for a hook and knife sharpener of the invention;
 FIG. 2 is a bottom plan view of the hook and knife sharpener of FIG. 1;
 FIG. 3 is a front elevational view of the hook and knife sharpener of FIG. 1;
 FIG. 4 is a rear elevational view of the hook and knife sharpener of FIG. 1;
 FIG. 5 is a side elevational view of the hook and knife sharpener of FIG. 1;
 FIG. 6 is the opposite side elevation view of the hook and knife sharpener of FIG. 1; and,
 FIG. 7 is a top perspective view of the hook and knife sharpener of FIG. 1.
 The broken lines in the figures illustrate portions of the hook and knife sharpener of the invention that form no part of the claim.

1 Claim, 4 Drawing Sheets



(56)

References Cited

U.S. PATENT DOCUMENTS

2,457,714 A *	12/1948	Pancoast	B24D 15/08	451/555	6,393,946 B1 *	5/2002	Kenesky	B24D 15/081	451/524
D276,886 S *	12/1984	Carter	D8/91		D473,777 S *	4/2003	Thompson	D8/63	
4,502,254 A *	3/1985	Carter	B24D 15/081	451/555	D484,019 S *	12/2003	Waltzer	D8/91	
D280,695 S *	9/1985	Krueger	D8/93		D486,046 S *	2/2004	Norton	D32/48	
D289,885 S *	5/1987	Ader	D8/63		D513,693 S *	1/2006	Yueh-Chiang	D8/91	
5,046,385 A *	9/1991	Cozzini	B24D 15/081	451/461	7,021,997 B1 *	4/2006	Chiang	C03B 33/12	451/119
D327,622 S *	7/1992	Braid	D8/90		D519,815 S *	5/2006	Friel, Sr.	D8/91	
D341,534 S *	11/1993	Janikowski	D8/93		7,172,500 B1 *	2/2007	Wu	B24D 15/081	451/319
D372,181 S *	7/1996	Kelley	D8/93		D560,461 S *	1/2008	Epstein	D8/91	
D375,241 S *	11/1996	Pigott	D8/93		D622,573 S *	8/2010	Friesen	B24D 15/081	D8/93
D389,716 S *	1/1998	Cohen	D8/91		9,039,494 B1 *	5/2015	Dovel	B24D 15/08	451/349
6,142,038 A *	11/2000	Kenesky	B24D 15/081	451/524	D764,887 S *	8/2016	McConnell	D8/107	
D444,692 S *	7/2001	Marquardt	D7/395		2013/0065494 A1 *	3/2013	Wu	B24D 15/082	451/344

* cited by examiner

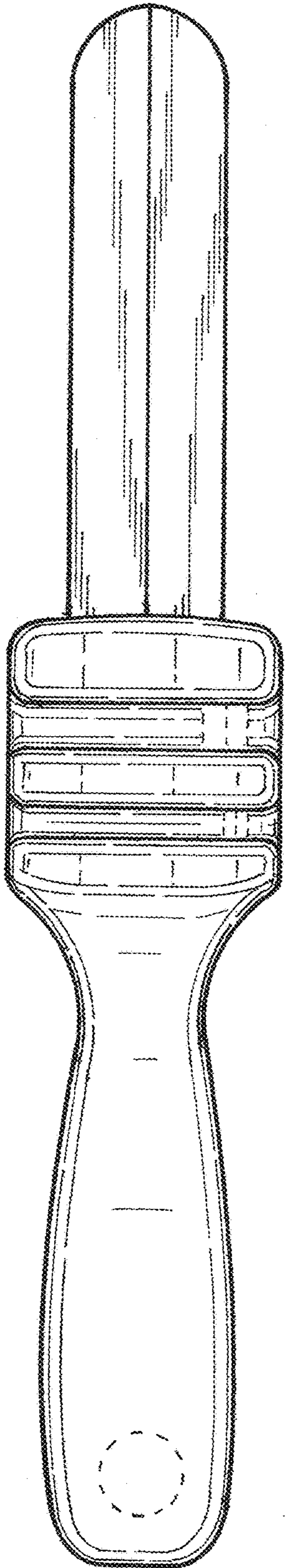


FIG.1

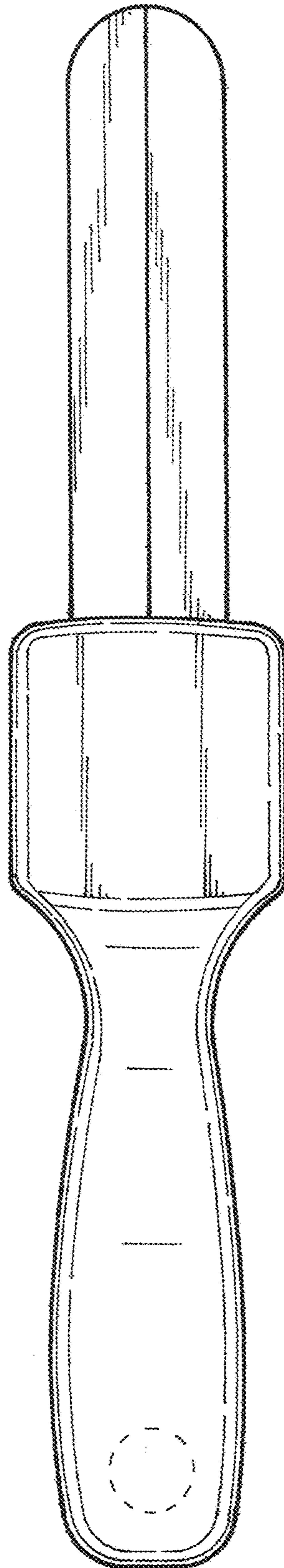


FIG.2

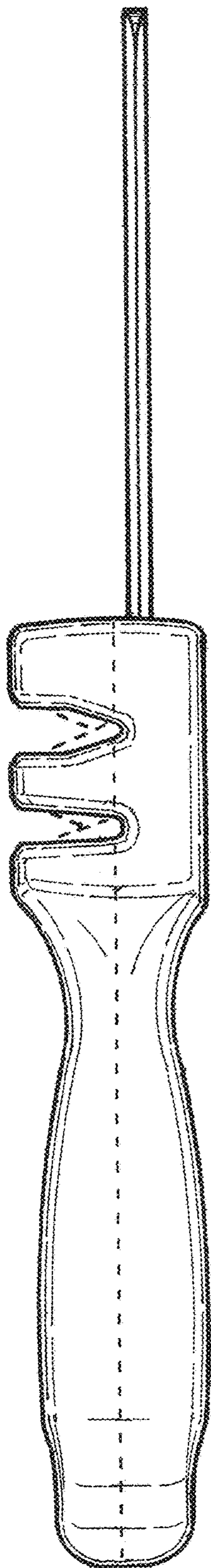


FIG.3

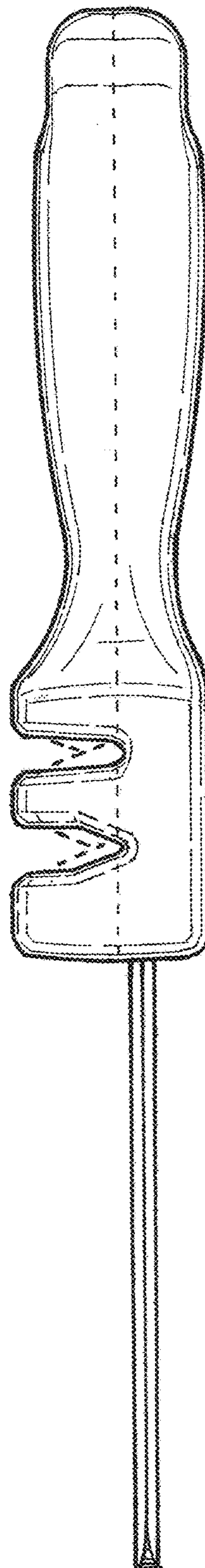


FIG.4

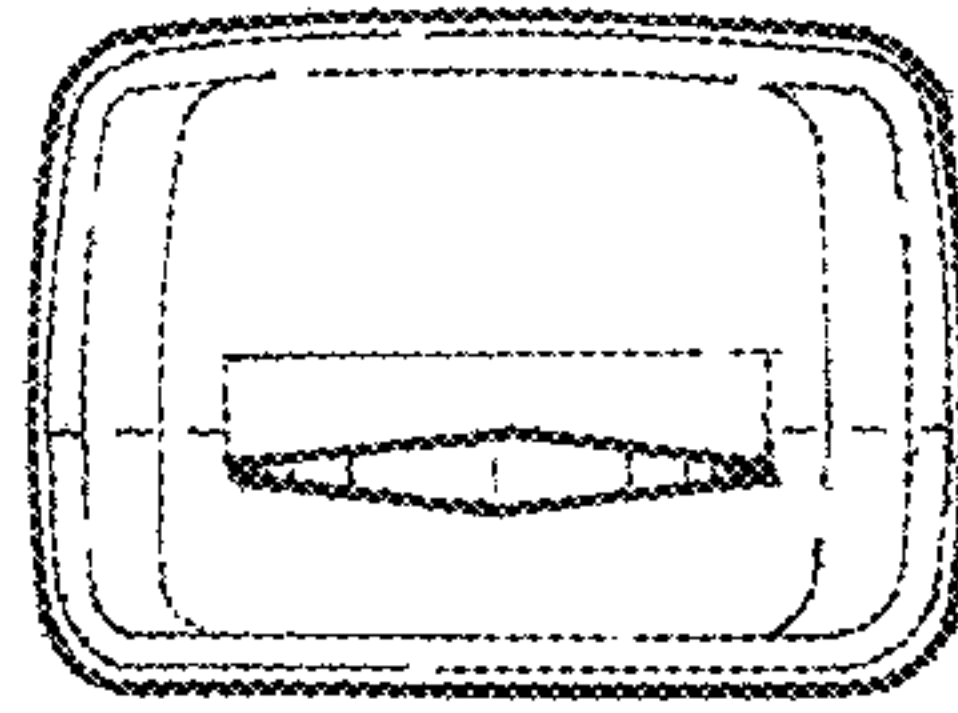


FIG. 5

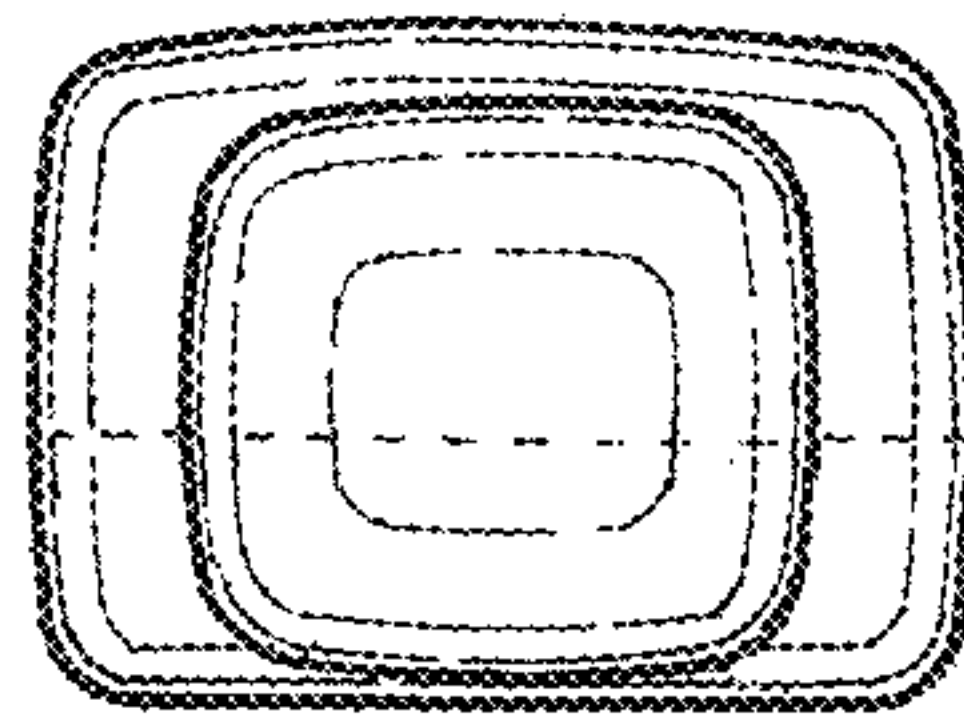


FIG. 6

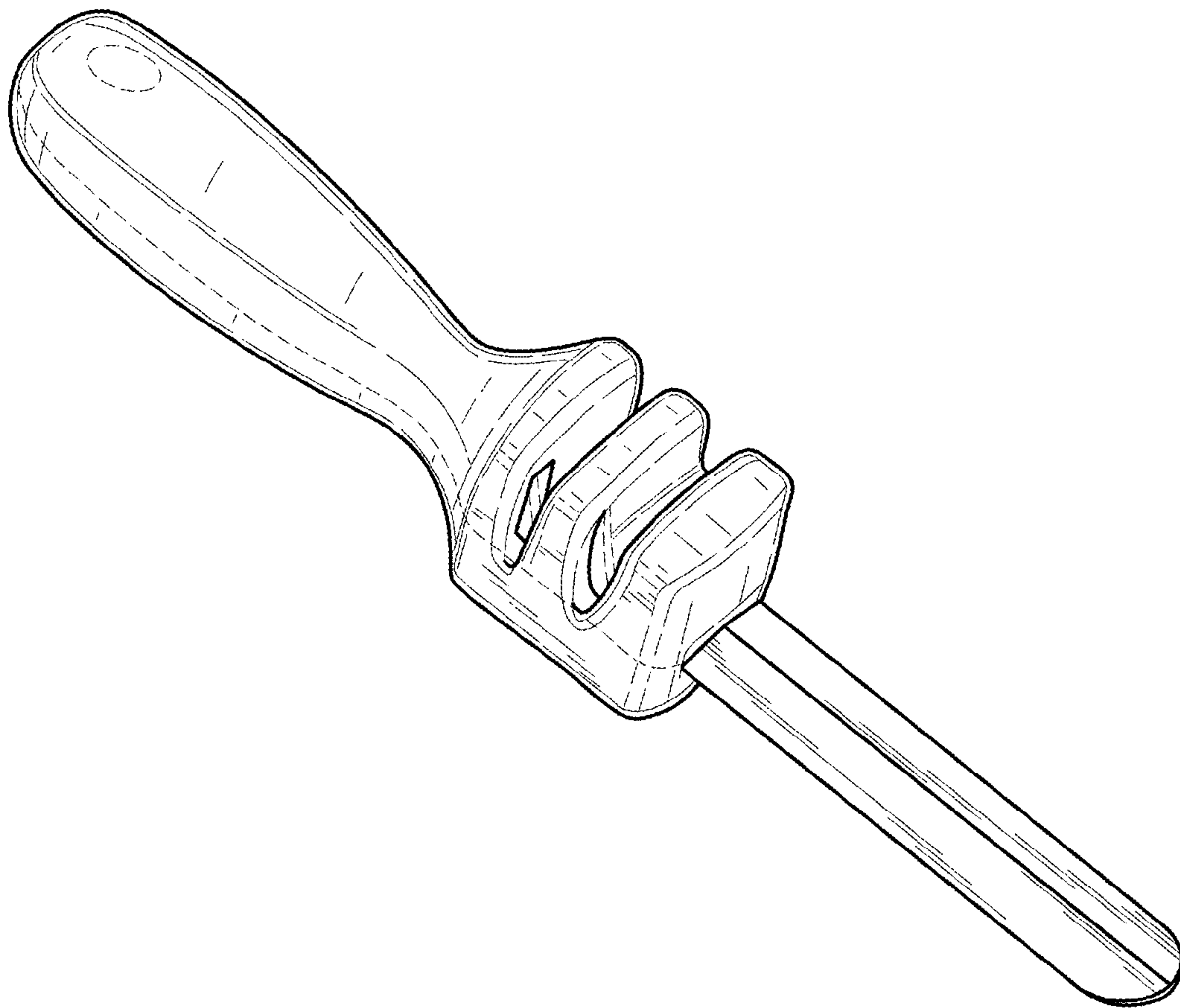


FIG. 7