

US00D799924S

(12) **United States Design Patent**  
**Koiwa**

(10) **Patent No.:** **US D799,924 S**

(45) **Date of Patent:** **\*\* Oct. 17, 2017**

(54) **WRENCH FOR SPRINKLER HEAD**

(71) Applicant: **SENJU SPRINKLER CO., LTD.**,  
Tokyo (JP)

(72) Inventor: **Yasuaki Koiwa**, Tokyo (JP)

(73) Assignee: **SENJU SPRINKLER CO., LTD.**,  
Tokyo (JP)

(\*\*) Term: **15 Years**

(21) Appl. No.: **29/582,927**

(22) Filed: **Nov. 1, 2016**

(30) **Foreign Application Priority Data**

Jun. 10, 2016 (JP) ..... 2016-012392

(51) **LOC (10) Cl.** ..... **08-05**

(52) **U.S. Cl.**  
USPC ..... **D8/29**

(58) **Field of Classification Search**

USPC ..... D8/29; 81/60, 177.1, 177.85, 121.1,  
81/124.3, 165-170, 110.1, 176.2, 124.6,  
81/176.1, 176.15; 16/110.1

CPC ..... B25B 13/06  
See application file for complete search history.

(56) **References Cited**

**U.S. PATENT DOCUMENTS**

D296,651 S \* 7/1988 de Armas ..... D8/29  
5,479,670 A \* 1/1996 Coffey ..... B25B 13/48  
7/138

D396,787 S \* 8/1998 Farnan ..... D8/29  
D434,291 S \* 11/2000 Kim ..... D8/21  
7,185,567 B2 \* 3/2007 Ide ..... B25B 13/06  
81/124.2  
D629,820 S \* 12/2010 Van Ryswyk ..... D15/139  
D689,352 S \* 9/2013 Cecil ..... D8/29  
D743,246 S \* 11/2015 Levey ..... D8/397

**FOREIGN PATENT DOCUMENTS**

JP 2009-291359 A 12/2009  
JP 2012-239572 A 12/2012  
JP 2015-231581 A 12/2015

\* cited by examiner

*Primary Examiner* — Randall Gholson

(74) *Attorney, Agent, or Firm* — Cermak Nakajima &  
McGowan LLP; Tomoko Nakajima


(57) **CLAIM**

The ornamental design for a wrench for sprinkler head, as shown and described.

**DESCRIPTION**

FIG. 1 is a front elevational view of a wrench for sprinkler head showing my new design, a rear elevational view thereof being a mirror image;  
FIG. 2 is a right side view thereof; a left side elevational view thereof being a mirror image;  
FIG. 3 is a top plan view thereof;  
FIG. 4 is a bottom plan view thereof; and,  
FIG. 5 is a cross-sectional view thereof taken along the line 5-5 shown in FIG. 3.

**1 Claim, 5 Drawing Sheets**



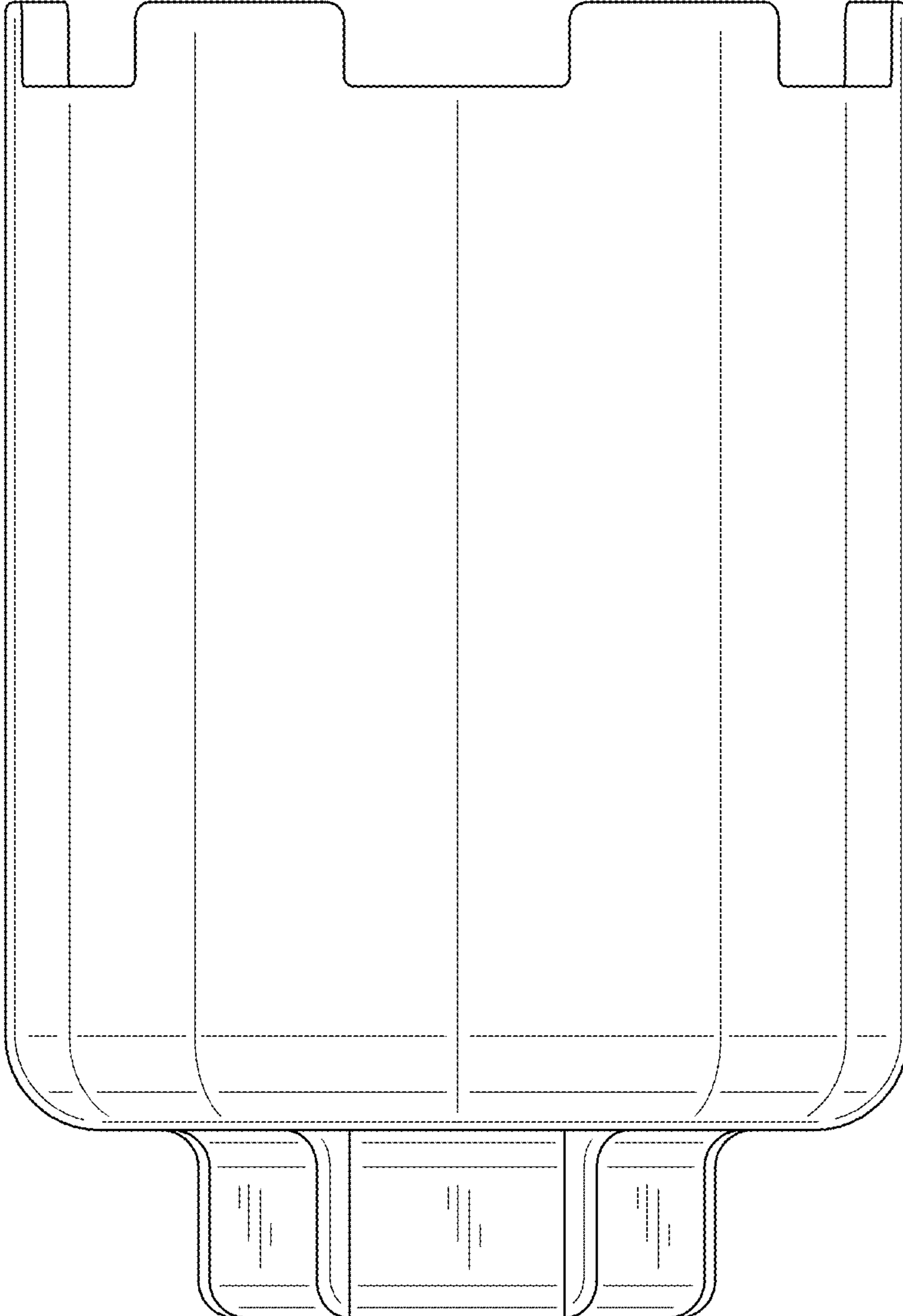


Fig. 1

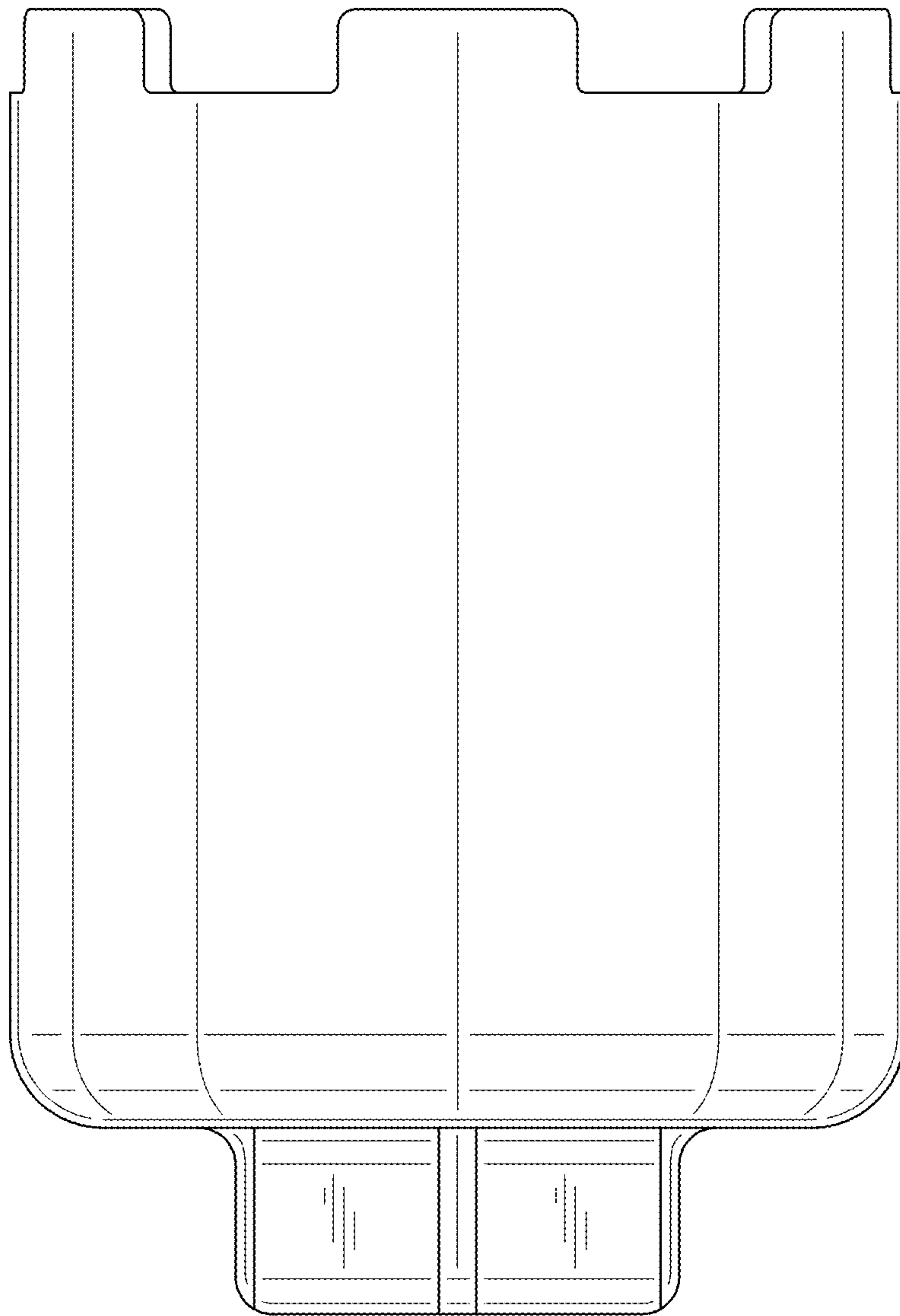


Fig. 2

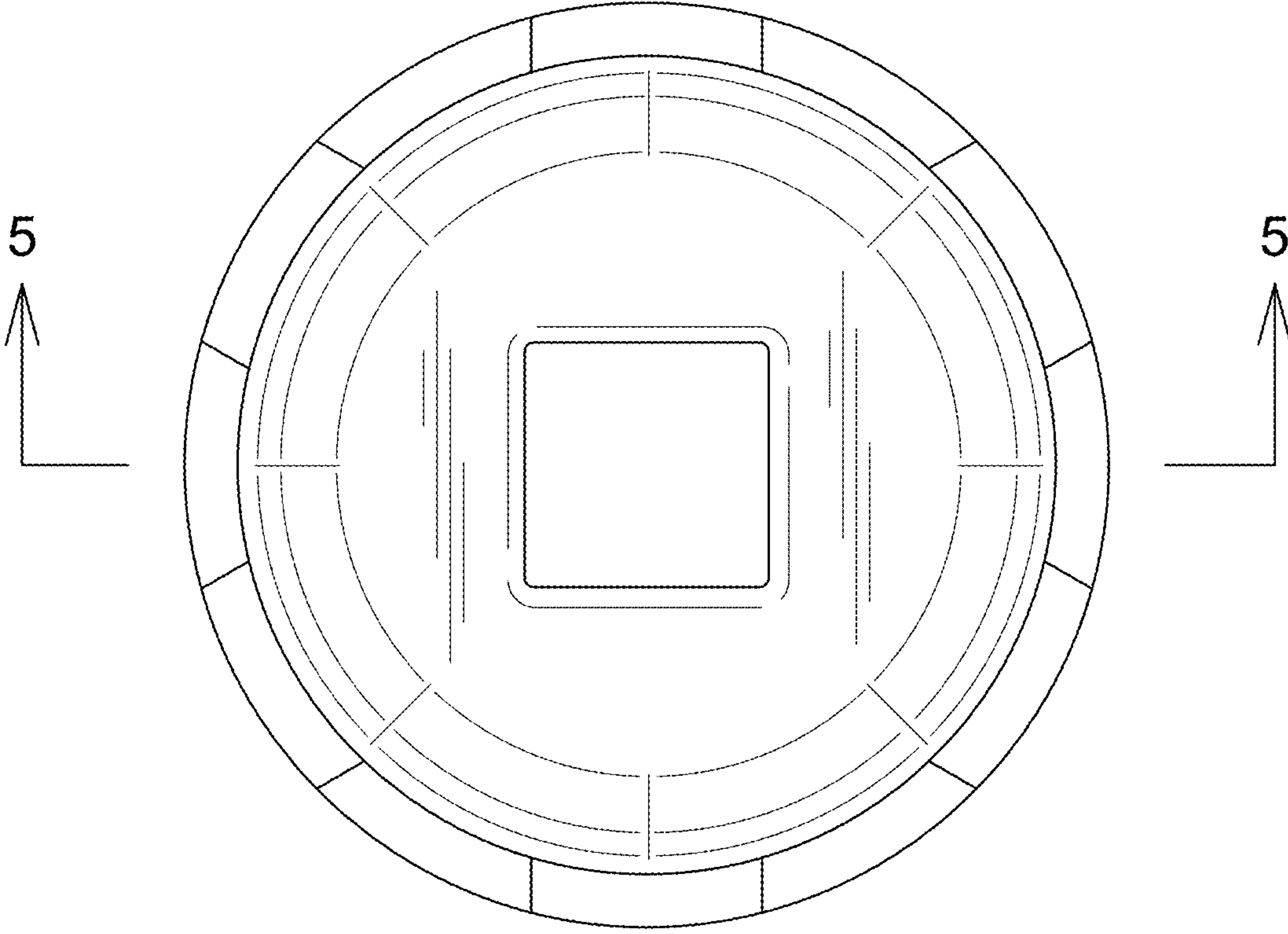


Fig. 3

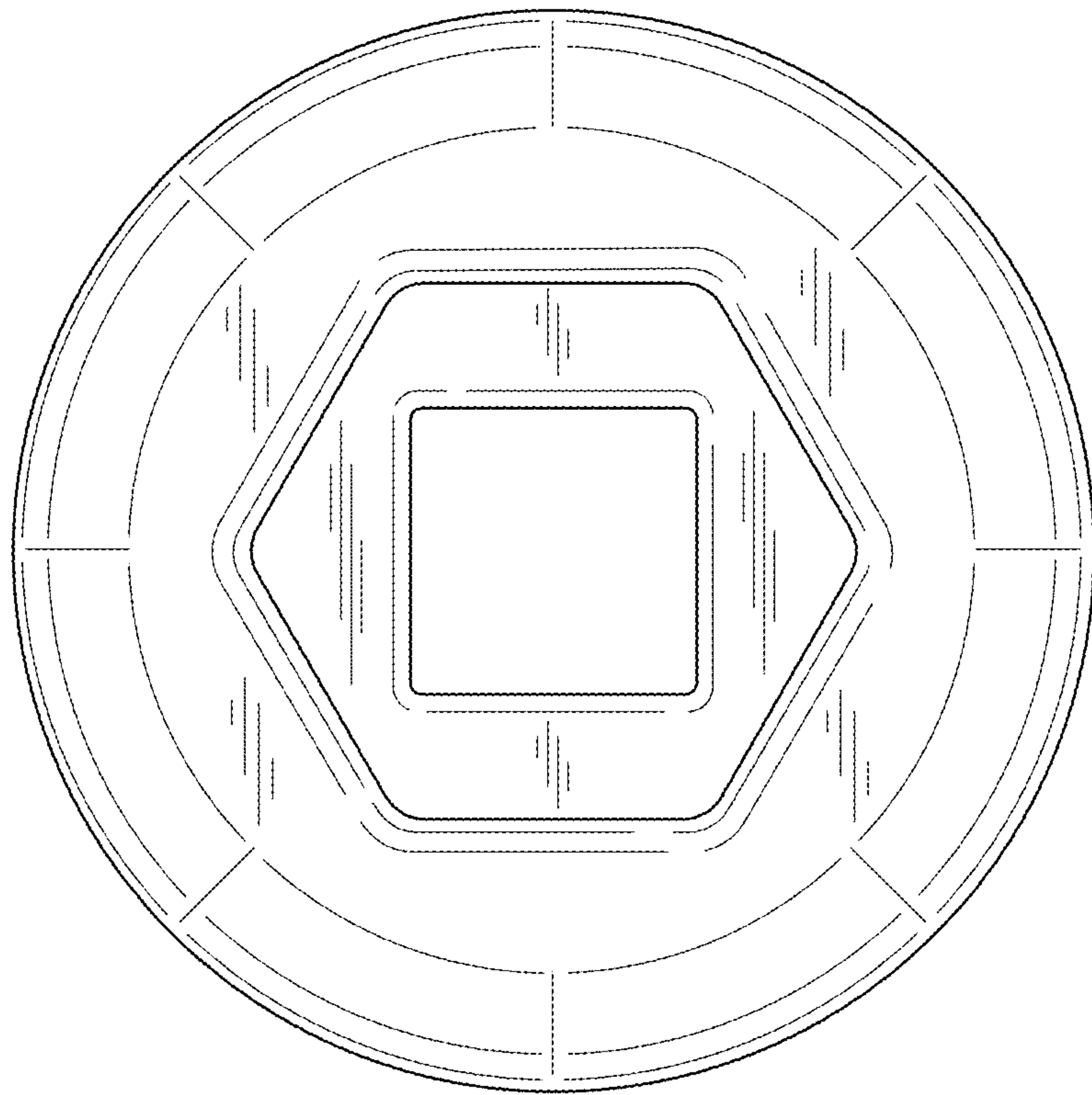


Fig. 4




Fig. 5