



US00D799880S

(12) **United States Design Patent** (10) **Patent No.:** **US D799,880 S**
Broen et al. (45) **Date of Patent:** **** Oct. 17, 2017**

- | | |
|---|--|
| (54) DISPENSER | D281,568 S * 12/1985 Bruffey, Jr. D7/308
4,658,872 A * 4/1987 Ellis B67D 1/06
141/311 R |
| (71) Applicant: PepsiCo, Inc. , Purchase, NY (US) | D312,021 S * 11/1990 Mohat D7/308
D335,062 S * 4/1993 Kolada D15/80
D359,874 S * 7/1995 Smith D7/308
D367,585 S * 3/1996 Piatnik D7/300
D367,989 S * 3/1996 Mills D7/300
D368,617 S * 4/1996 Jackson D7/306
D390,058 S * 2/1998 Landers D7/307
D404,242 S * 1/1999 Schroeder D7/307 |
| (72) Inventors: Martin Eduardo Broen , New York, NY (US); Stephen Lim , Chappaqua, NY (US); Martin Ivar Franzen , Milan (IT); Mauro Scamporlino , Siracusa (IT) | (Continued) |
| (73) Assignee: PepsiCo, Inc. , Purchase, NY (US) | |

(**) Term: **15 Years**

(21) Appl. No.: **29/591,254**

(22) Filed: **Jan. 18, 2017**

Related U.S. Application Data

(63) Continuation of application No. 29/517,675, filed on Feb. 15, 2015, now Pat. No. Des. 776,970.

(51) **LOC (10) Cl.** **07-01**

(52) **U.S. Cl.**
USPC **D7/307**; D7/308; D7/311; D7/397

(58) **Field of Classification Search**
USPC D7/300, 309-311, 306-308, 305, 397, D7/355, 362, 365, 367, 399; 222/146.6, 222/185.1, 135; 99/295, 273, 304, 288, 99/279, 307, 283; D20/4
CPC A47J 31/46; A47J 31/407; A47J 31/50; A47J 31/18; A47J 31/00; A47J 27/04; A47J 31/0573; A47J 31/52
See application file for complete search history.

(56) **References Cited**

U.S. PATENT DOCUMENTS

- | |
|--|
| D206,519 S * 12/1966 Wolfe D7/308 |
| D215,045 S * 8/1969 Benjamin D7/309 |
| D233,271 S * 10/1974 Holcolmb D7/308 |
| D261,390 S * 10/1981 Harvill D7/307 |
| D272,975 S * 3/1984 Miller D7/309 |

OTHER PUBLICATIONS

JPO's HC27013807 document, Cimbali Espresso Machine, La Cimbali, p. 5, cited in Decision to Grant for JP App. No. 2015-17998.

(Continued)

Primary Examiner — Marianne Pandozzi

(74) *Attorney, Agent, or Firm* — Sterne, Kessler, Goldstein & Fox P.L.L.C.

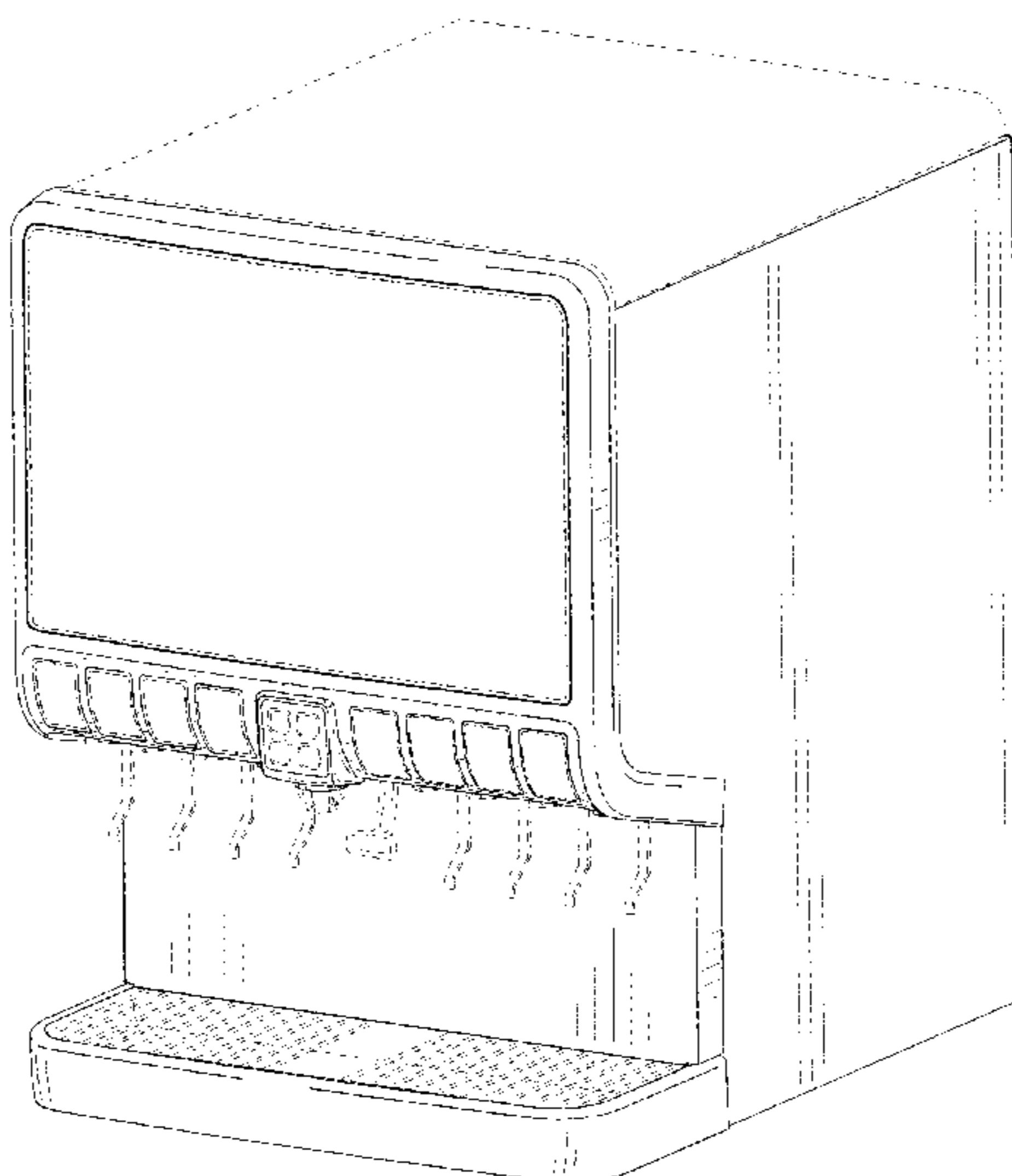
(57) **CLAIM**

The ornamental design for a dispenser, as shown and described.

DESCRIPTION

FIG. 1 is a top, front, right perspective view of a dispenser showing the claimed design;
FIG. 2 is a front view thereof; and,
FIG. 3 is a right side view thereof, wherein the left side is a mirror image of FIG. 3 and is claimed.
The dashed broken lines in the drawings show portions of the dispenser that form no part of the claimed design.
The dot-dash broken lines in the drawings represent the bounds of the claim and form no part of the claimed design.
The shade lines in the figures show contour and not surface ornamentation.

1 Claim, 3 Drawing Sheets



(56)

References Cited

U.S. PATENT DOCUMENTS

D408,206	S	*	4/1999	Stafford	D7/306
D442,417	S	*	5/2001	Jones	D7/307
D451,748	S	*	12/2001	Holderfield	D7/307
D453,088	S	*	1/2002	Bell	D7/307
D486,687	S	*	2/2004	Strandell	D7/307
D510,675	S	*	10/2005	Ball	D7/306
D553,416	S	*	10/2007	Lin	D7/306
D600,491	S	*	9/2009	Hammad	D7/306
D649,393	S	*	11/2011	Cohlma	D7/307
D699,066	S	*	2/2014	Arora	D7/307
D699,501	S	*	2/2014	Arora	D7/307
8,768,524	B2	*	7/2014	Hammonds B67D 1/0031 222/14	
D735,527	S	*	8/2015	Palermo	D7/309
D771,433	S	*	11/2016	Broen	D7/307
D772,003	S	*	11/2016	Broen	D7/307
D776,970	S	*	1/2017	Broen	D7/307

OTHER PUBLICATIONS

JPO's HJ23031961 document, W. W. Grainger, Inc., Web page, GB8M10-LD-U, cited in Decision to Grant for JP App. No. 2015-17998.

* cited by examiner

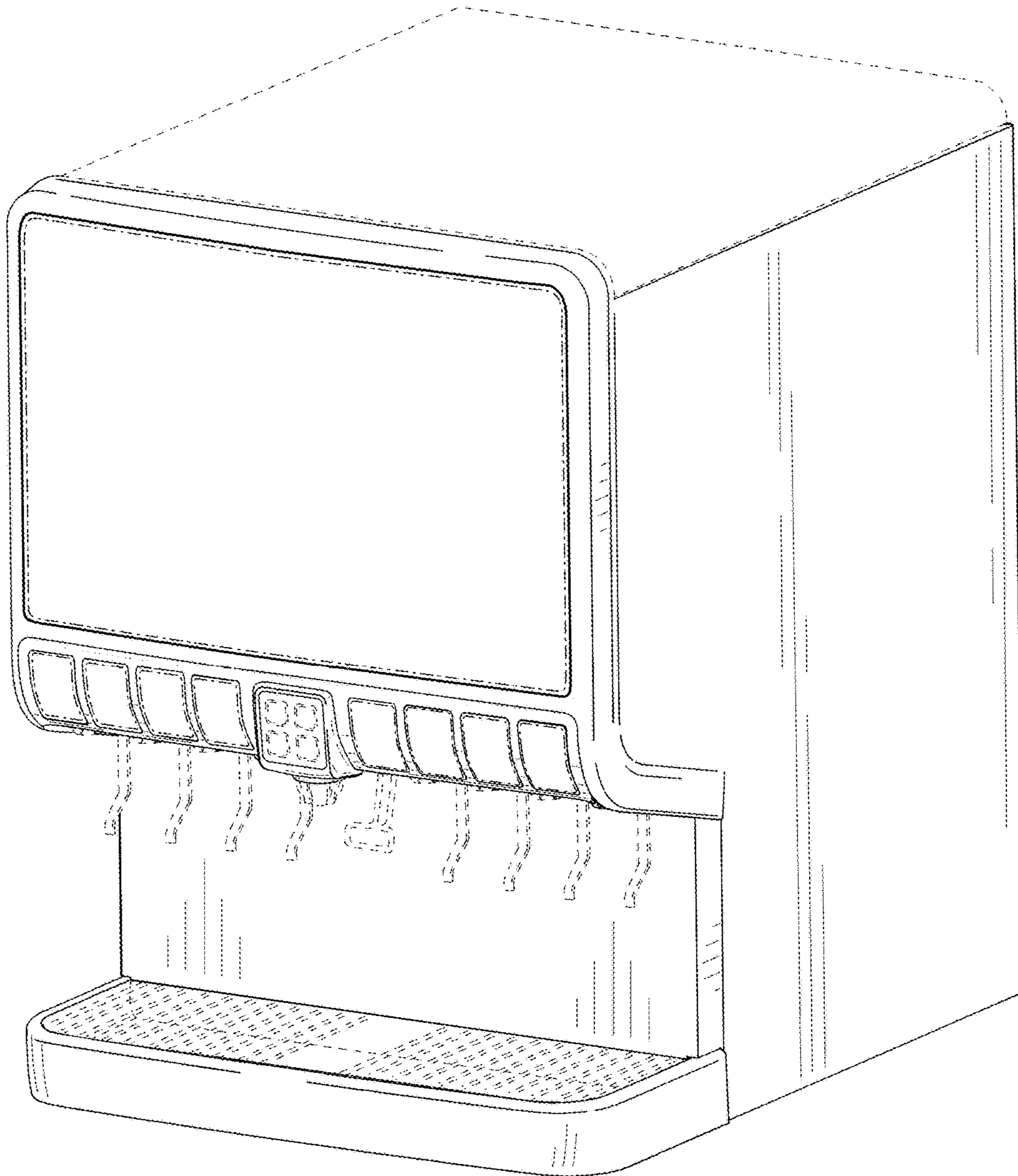


FIG. 1




FIG. 2

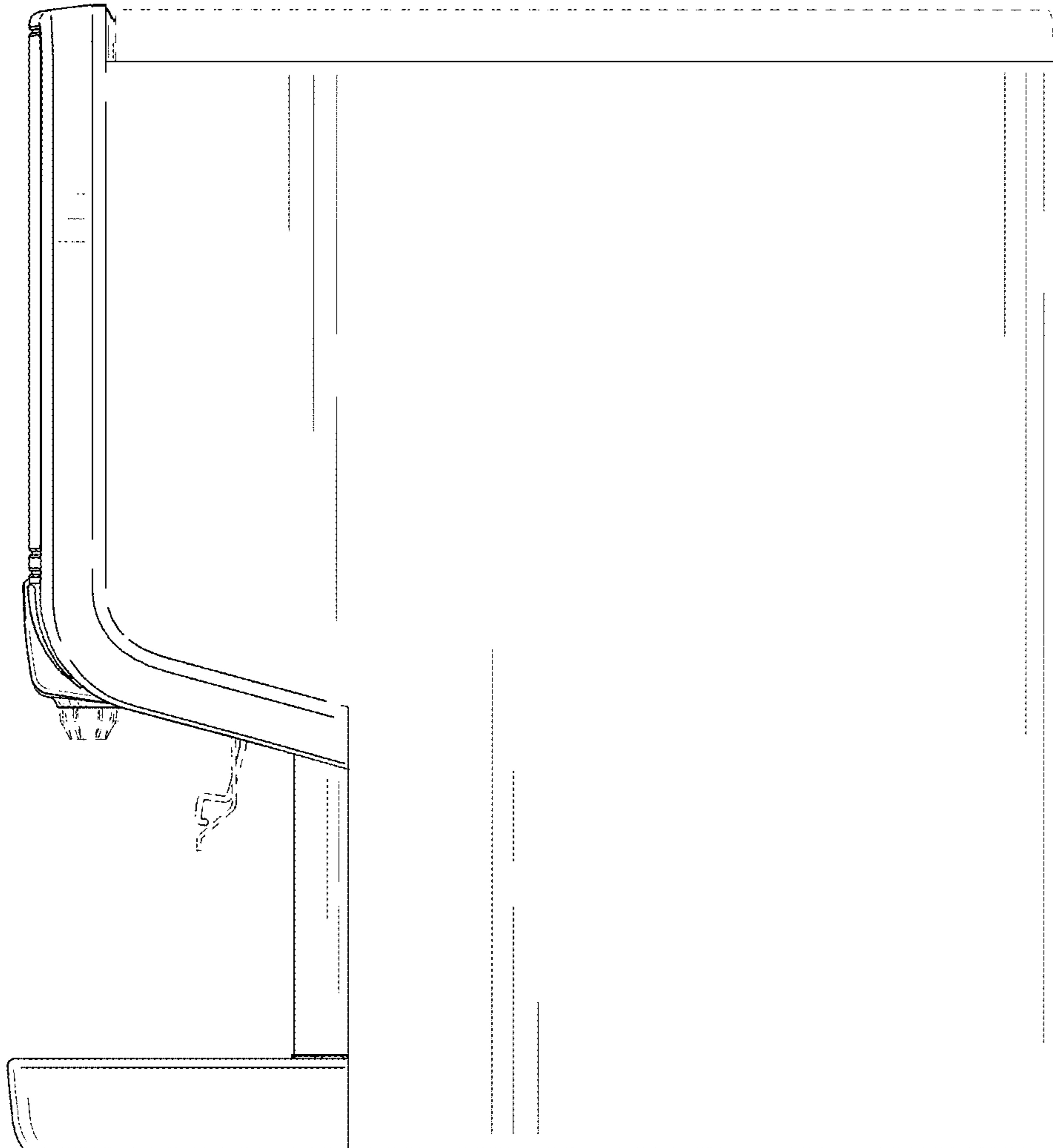


FIG. 3